


Xrat 3: 11& 12 ||ê Wekheb

Khoekhoegowab



Sîsen!nôagu & Hai!kharub



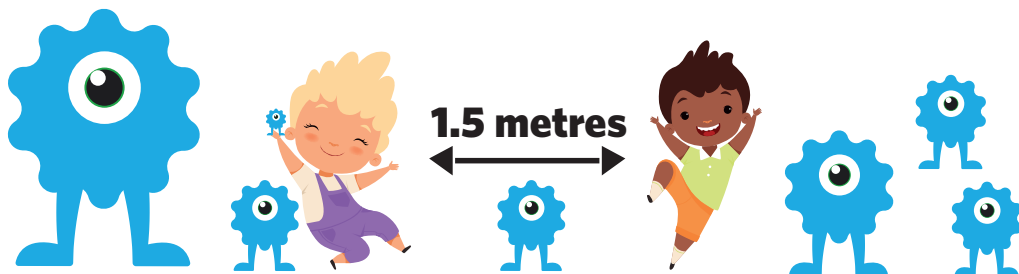

Ministry of Education,
Arts and Culture



NAMIBIAN
COMMUNITY TRUST

unicef 
for every child





These numbers indicate which day you can complete each worksheet! But if you want to, you can work ahead and do the rest as well.

This publication is a collaboration between the Ministry of Education, Arts and Culture and Namibia Media Holdings. This publication is sponsored by the Ministry.

Copyright © Ministry of Education, Arts and Culture. All parts of this publication cannot be reproduced, stored in a retrieval system or transmitted in any form or by any means, electronic, mechanical, photocopying, recording or otherwise without prior permission of the Ministry of Education, Arts and Culture or the Publisher.

Production by: Namibia Media Holdings  **NAMIBIA MEDIA HOLDINGS**

Printing: Newsprint Namibia 

Sîsen!nôan tsî Hai!kharub

||Gaeþhôasa khomai tsî dîde !eream re:

Rudi !ôaba nî tare kai?

Dada !ôab ge ||îb ôaroba þoab !nâ aokhâi tsî ge !khō. “Rudi !ôaba nî tare kai kaikhâib ka ra o?” tib ge dadaba ra dî. !Ôarob ge |harus !nâ hâ tsî dadab tsî mamas |kha ra |nom. ||îb ge tare kaib nî !khaisa a þan. Tita ge ||îb ga anikuni ||khana-ao kai ti ra þâi, tis ge !gâsasa ra mî. Kaise i ge a !gâi anikunisa xū ūrisa. ||îb ge |ae|ari-ao kai ||khā tis ge mîkisa ra mî. ||Nā |gaub aib ge ||îba kai audoba |aeb hâ !khain ||ga nî !nari. ||îb ge þgari-ao kai ||khā tsî îxa |apa trekersa nî !nari, tib ge omeba ra mî. Xaweb ge !ôaroba |ae|ari-ao, anikuni ||khana-ao tamasa ka io þgari-ao kai þgao tama hâ. ||îb ge dadasab ||goas ai ra ūri.

1. |Hae ||khāts a !ôarob ra tare kai þgao !khaisa?

2. Tari-e ||îb ga anikuni ||khana-ao kai ti ge re þâi?

3. |Ae|ari-aoga tare-e ra dî?

4. Tare kai þgaots ta kaits ka o?



Mîdi||uib ||Naetisa mîdi

Mîdi||uib:

!gan ||amaxū-aon
 †harugu-aon
 xūkuru-aon
 ||ama-aon
 anikuni ||khana-aob
 |ae|ari-aob
 †gari-aob
 anikunis
 !nao-audob

||Naetisa mîdi:

sîsen
 !gû
 xoa
 ||ā
 dī
 kai
 !narin
 †haba



Read the story and answer the questions:

oy

oi



Write the letters on the lines.

Write the letters on the lines.

oy _____

oi _____

Circle the word that matches the picture.

day boy bay 	point boil boy 
---	--

Circle the words that have the oy sound as in boy.

Circle the words that have the oi sound as in boil.

toy day Jay Roy
 coy bay map boy
 tray may stay toys

coin jail sail oil
 nail hail pail join
 boil point soil tail

Write three words that have the oy sound as in boy.

Write three words that have the oi sound as in boil.



Hâ|gaubedi

‡Û‡oas |Huru!hanab !nâ

Smit |oakhoen ge |gâi !gû‡oasa ūhâ! Soreb di |uni tsēdi ge!

Mâpan hâ?

!nâ / |gapise / !naga /
xō|khā / ||aegub !nâ /!gâb
ai / |gūse |ai



Wekheb 11

1. ‡Û‡oas |harus ge ‡nams _____ mâ.
2. Bananaga ge mamas tsî Susies _____||goe.
3. Hâb ge !hommi _____ mâ.
3. Hâb ge !hommi _____ mâ.
5. Ani-oms ge hais _____ ‡nôa.
6. Arib ge Dadab tsî Jacki _____ mâ.
7. Piris ge !hommi _____ mâ. ||îs ge Dadab tsî Jacki _____ mâ.
8. ||Gôas ge |gâb _____ ‡nôa.
9. |Gâb ge ||gôas _____ mâ.
10. ‡Naras ge ||gam-i _____ hâ.
11. Mamas tsî Susies hâra ge ‡nams _____ ‡nôa.
12. ‡Hoa bols ge !uri !khās _____ ‡nôa.
13. Apels ge hais _____ ‡nôa.

Xrat 3



Mî-aradi !nâ khôas


Mî-aradi ge |ōb hîa mîdi xa ra kuruheba. Mîs ge !kharaga arade ūhâ. Kompiters ge !nona mî-arade ūhâ. Boks !nâ hâ mîde ||am tsî ||îde !naka †hanu aradi !gôab ai xoa†gâ re.

Mâ !nans hoasa xū |gui mîsa ||hûi tsî †âibasenna †nuwi.



|Gui mî-aras

!hûbaib	kuru!gâ
sîsen!gâ	oro oro
apob	†khanin
ûi gaib	plastikn
xlab	!khau nui-i
sores	xamarin




|Gam mî-arara

1. _____
2. _____
3. _____
4. _____



!Nona mî-aradi

1. _____
2. _____
3. _____
4. _____




1. _____
2. _____
3. _____
4. _____





Irregular Plural Nouns

1. The _____ went to see a play at the theatre.
(child / children)
2. Mom bought two _____ of bread at the store.
(loafs / loaves)
3. I like autumn when all the _____ fall from the trees.
(leaves / leafs)
4. Three blind _____ is a nursery rhyme.
(mice / mouses)
5. I went to the dentist and got all of my _____ checked.
(teeth / tooths)
6. The _____ stole all the jewellery.
(thiefs / thieves)
7. The cow had two baby _____ .
(calfs / calves)
8. We bought _____ for everyone for Christmas.
(scarves / scarfs)
9. We saw five _____ at the petting zoo.
(sheep / sheeps)
10. The pond was full of different _____ .
(fish / fishes)



Garu-a xoas

||Gaeɸhōas koro ɸâibasenga ūhâsa tare kai ɸgaots ta !khais xa xoa re.







10's !Gôan

10'sa ra kuru !gôade †gae†nami.

6	4	7	5	5
2	8	3	6	2
9	10	4	9	7
1	0	8	3	4
6	5	2	9	6
3	7	1	5	5
4	7	3	2	8


Wekheb 11

Xrat 3



Īsigu

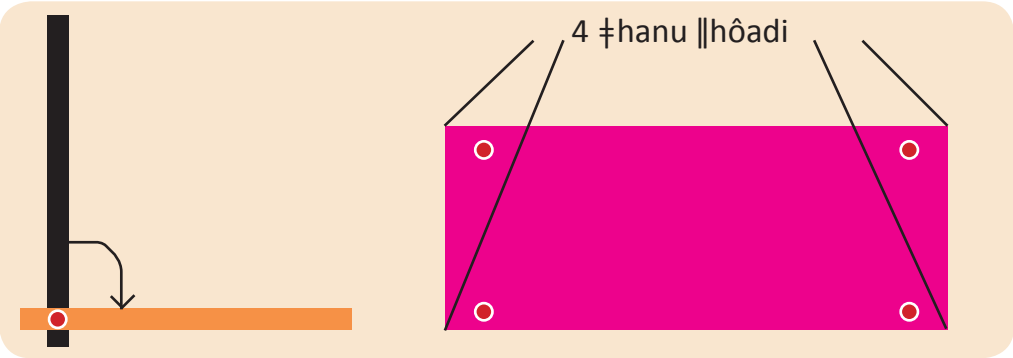
1. Nēs ge koro||hōabesa.
Īsiba sīsenū tsī dīde !eream:



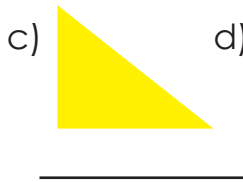
a) Mâtikō |khāgas ūhâ? _____

b) |Khāga |guitikō gaxusiba ūhâ? _____

c) Mâtikō !nona||hōabede koro||hōabesa ra kuru.
Sa !ereamsa ||gau. _____



2. Īsigu |onde xoa.



!Khō†gāgu |kha ra |gau ĩsiga xoa†gā.

!Khō†gāgu	Īsigu
Guitikō khāgu	
†Hanu khāgu	
!Hoa khāgu	
Haka hōadi	



ǀGae||nâs

$$\begin{array}{r} 92 \\ - 89 \\ \hline \\ \hline \end{array}$$

$$\begin{array}{r} 46 \\ - 18 \\ \hline \\ \hline \end{array}$$

$$\begin{array}{r} 55 \\ - 27 \\ \hline \\ \hline \end{array}$$

$$\begin{array}{r} 76 \\ - 39 \\ \hline \\ \hline \end{array}$$

$$\begin{array}{r} 92 \\ - 79 \\ \hline \\ \hline \end{array}$$

$$\begin{array}{r} 58 \\ - 29 \\ \hline \\ \hline \end{array}$$

$$\begin{array}{r} 93 \\ - 45 \\ \hline \\ \hline \end{array}$$

$$\begin{array}{r} 84 \\ - 56 \\ \hline \\ \hline \end{array}$$

$$\begin{array}{r} 92 \\ - 34 \\ \hline \\ \hline \end{array}$$



!Gomsina oresa hōbas

1. Sîsen !khaib ain ge 178 aore |aedī-aogu tsî 163 tare |aedī-aode hâ. 244 |aedī-aon ge †gama mûde ūhâ. Mâtikōna †gama mûde ūhâ tama hâ?

2. Jeffi ge 558 ||aerob sîsenaona ūhâ. 116 sîsenaon ge a om-ao tsî 323 ge a †khau-ao. Mâtikōna om-ao tamas ka io †khau-ao tama?

3. 51 |gōan tsî 24 ||gau!nâ-aon ge Fraitaxtsēkam !oe |huru!âsa ge kō!gû. Kō!nâ !khaib ge 95 †nû!khaide ūhâ, mâtikō †nû!khaide |khai!nâ?

4. !Nari-aob, !Gsb Trevori ge 100km nî !nari, ||Î b ga 45km ga ||goaga tsî 12km karab ai !nari o, mâtikō kilometergab go !gau?



!Goan

1. Xūḥuisa !gôade hō re.

a. $2 + \underline{\quad} = 20$

f. $2 + \underline{\quad} = 19$

b. $11 + \underline{\quad} = 20$

g. $9 + \underline{\quad} = 17$

c. $\underline{\quad} + 3 = 20$

h. $\underline{\quad} + 3 = 15$

d. $\underline{\quad} + 15 = 20$

i. $\underline{\quad} + 15 = 16$

e. $7 + \underline{\quad} = 20$

f. $7 + \underline{\quad} = 19$

2. !Gupu!gupu ||îs a |gū 10s kōse.

a)



b)



c)



d)



e)



f)



a _____

b _____

c _____

d _____

e _____

f _____

3. Sao ra !gôade patrongu !nâ ḥgā re:

a. 57, 59, 61, _____, _____ b. 60, 63, 66, _____, _____


c. 70, 75, 80, _____, _____ d. 40, 50, 60, _____, _____

e. 80, 84, 88, _____, _____ f. 95, 90, 85, _____, _____

|Goras

‡Gae‡namide |gora re:

Ai||gause:




$10 \div 2 = 5$

$10 \div 3 = 3 \text{ !gau } 1$

$10 \div 4 = 2 \text{ !gau } 2$

$10 \div 5 = 2$



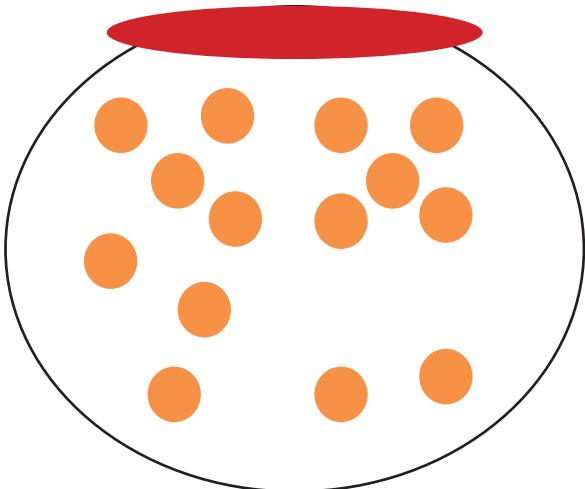
‡Gae‡namide |gora:

a. 2 _____

b. 3 _____

c. 4 _____

d. 5 _____



‡Gae‡namide |gora re:

a. 2 _____

b. 3 _____

c. 4 _____

d. 5 _____

Wekheb 11

Xrat 3



|Khū||khâb

Kalendera sîsenū tsî dîde !eream re.

S	M	T	W	T	F	S
	1	2	3	4	5	6
7	8	9	10	11	12	13
14	15	16	17	18	19	20
21	22	23	24	25	26	27
28	29	30	31			

1. †Guro Mantaxtsēs datumsa xoa: _____
2. |Uniga Fraitaxtsēs datumsa xoa: _____
3. Mâtikō tsēde 10sa xū 23s |Khū||khâb dis kōse hâ? _____
4. Mâtikō tsēde 15's tsî 26's ||aegu hâ? _____
5. !Hūb !nōras tsēsa a mâ? _____
6. Mâtsēsa 12 |Khū||khâb dis ai hâ? _____
7. Mâ tsēs ais 29 |Khū||khâb disa hâ? _____
8. !Khan|gôaba mâ tsēs ai ge |am? _____
9. †Guros !Hoa†khaib disa a mâ tsē?



|Gaipetsanasa khomai.

Hai!kharu ||aeb

‡Oab ge hai!kharu |huruba ra |huru.

!Hanagu tsî !gangu ||aegu.

Ūkhâi tsî dawasen.

|Apara hai‡naregu, |apa tsî ‡gama.

Haidi mâ ra dawasen .

Apeldi ra ||nā ||gôa.

!Gom tsî sabusen ||nān nîs kōse.

Tsî kaise ||khowa-am.

‡Oab ra !gâia‡gaorase ‡nā.

Âib ra hai!kharub soresa |nai.

!Gu, !gu! !ga, !ga! hai‡naregu |guigu.

Haidi !naga ra |oa ||goe.



Mîdi||uib & ||Naetisa mîdi

Mîdi||uib

tsâsib

haiɤnaregu

ɤoaxa

|gamsa

haidi

xamarin

!khân

Naetisa Mîdi

ɤgama

ɤan

nësi



Phonics: aw & ow

aw ow

Write the letters on the lines.

aw

Write the letters on the lines.


ow

Circle the word that matches the picture.

say

saw

slow



flower

flow

flew



Circle the words that have the letters aw.

paw

snow

lawn

fawn

bowl

yawn

saw

law

cow

Circle the words that have the letters ow.

flower

claw

towel

howl

straw

brown

crown

owl

tail

Write three words that have aw as in saw.

Write three words that have ow as in cow.



Sîsenmîs

‡Hanu mîsa !naga mâ îsib hoab tawa xoa re.

kō

‡nā

xoa

khā||khāsen

ī

ā

!gā

|urihāba !gawi

‡ai!gaisa |huru

khomai

!gû

sâi

tsâ

!khoe

‡û

pianoba |huru

Wekheb 12

Xrat 3



Dîdi/ Dî |gaub

Tare-e
 Nē xū-e dīs xa !gâibahe ta a ?

Mâ||ae
 Nē xū-e dī i ta nî?

Mâti io
 Nē xū-e dīs xa !gâibahe
 ta a?

Tare-e
 Nē xū-e |nam ta a ?

Mâpa
 Nē xū-e dī i ta nî?



Mâfi
 Tsâsi-e ū ta hâ, nē xū-e ta ra dī ||aeb ai?



Tita ge pere-ams xa !gâibahe. Tita ge nē xū-e dīs xa !gâibahe, kaise
 ||khoaxa tsî †ûs xas tsîna ta ge kaise !gâibahe. Tita ge |guri ra âm. Tita ge
 perena sâ ||aeb !nâ ra âm. Tita ge nē xū-e sâ ||aeb !nâ ra âm. Tita ge nē
 xū-e sâi!nâ!nâ-oms !nâ ra dī. Tita ge âms xa a !gâibahe. Tita ge !gâise ra
 tsâ.

Wekheb 12

Xrat 3



|Onmîꞑnû||khaes

!Nuwu mîdi / ꞑâibasenna ꞑhanu |onmîꞑnû||khaes |kha ꞑgae||ae.

- | | |
|-----------------------|-----------|
| 1. Tita tsî Pats | a. îb |
| 2. Josefi | b. îs |
| 3. Alicia | c. Sim |
| 4. kai !nao- audob | d. îkha |
| 5. Kevini tsî Marteni | d. î -i |



|onmîꞑnû||khaes |kha ꞑgae!gaosa mîde !khō!khunire.

1. Josefi ge ||naes xa !gâibahe. _____
2. Jennifers tsî Carli ge ||nae-amde !gâs xa !gâibahe. _____
4. Olivias ge îsa ||nae |gauba ūhâ. _____
5. ||Naeb !oes ge ||ari hâ. _____
6. Tita tsî Fredib ge ais |khab ai nî ꞑnû. _____
7. Fredib ge Josefi îra |kha |guiba nî î. _____



Mîde ôas




Hai!kharub mîdi ôas

m	i	l	i	b	n	y	e	l	ll	n	ā
l	k	h	ō	r	a	e	j	l	a	e	s
g	b	h	v	t	l	a	p	a	q	i	c
l	a	p	a	r	a	a	e	j	u	c	a
m	l	e	a	v	x	a	r	a	r	o	b
c	p	a	p	u	s	g	b	o	r	k	e
h	a	l	k	h	ō	r	a	d	r	i	c
f	s	e	u	o	r	a	n	i	b	n	b
l	n	a	p	u	a	!	h	u	n	i	o
s	s	l	d	q	f	x	‡	g	a	m	a
k	b	m	l	y	l	h	r	c	x	k	p
H	a	i	t	n	a	r	e	b	c	e	h

Wekheb 12

Xrat 3



|napu

anib

‡gama

!huni

Xararob

hai‡nareb

apels

|apa

|naes

|khōra

nā

pear

|napara

milib

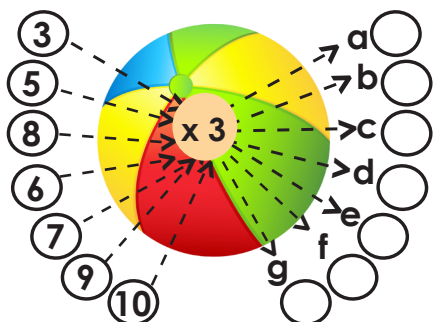


ǀGuiǀguis

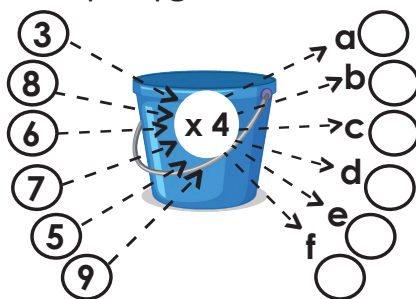
1. ǀGuiǀgui tsî xûǀuisa !gôasa xoa:

x	1	2	3	4	5	10
1	1	2	3			10
2	2	4	6			
5	5			20		
10	10	20	30	40		



2. ǀGuiǀguis: 3



3. ǀGuǀguis: 4



4. !Gôade |guitikō !âra !nâ khôa.




Wekheb 12

Xrat 3


Īsigu

1. Īsiga sĭsenū tsĭ dĭde !lream re. Īsigu |onde xoa re.



a. _____ b. _____ c. _____
 d. _____ e. _____ f. _____

2. |Gam |guiti ĩ ĩsĭkha hĭa !kharagagu kōsĭkha ũhĭkha †gae||are re.



3. |Gapise mĭ ĩsĭga sĭsenū tsĭ dĭde !lream : !Gōa tsĭ !gōasa xoa†gĭ:

- 1. †hanu||hōabes: _____
- 2. †hanu ||hōas: _____
- 3. haka|khābes: _____
- 4. koro||hōabes: _____
- 5. !upus: _____

Wekheb 12

Xrat 3



ǃGui!nāgu !gomsina oresa hōbas:

1. Mariob ge 2 boksra xoaxurub dira hîa 40 xoaxuruga mâs hoasa ūhâra ūhâ. ||ǃb ge !gâsaba 6 xoaxuruga ra mǎ. Mâtikō xoaxurugab Marioba nēsi ūhâ?

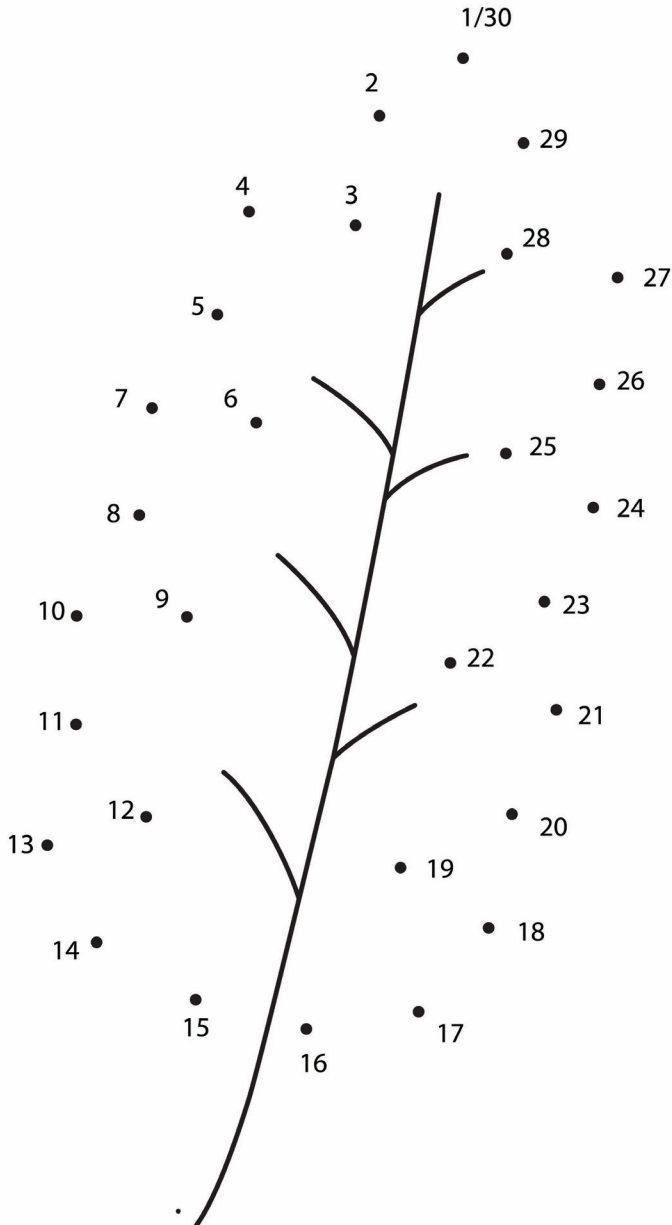
2. Am pererodi ge mâs hoasa 50c ga ra ǃgan. ǃKhōn peredi ge N\$ 1.25 ra ǃgan. Mâtikō maris |kha !nāsase i ǃkhōn perede Amperedi xa ra ǃgan?

3. Pams tsî Benni ge ai-īsi ||gau||gaude ra sī kō. Pams ge |gam kartra mâs hoasa N\$ 7. 35 |kha ||ama. Benni ge |gam !hui milide mâs hoasa N\$ 5.60 |kha ra ||ama. Mâtikō marisa !nāsases ge Pamsa sîsenū Benni xa?

4. 95 xrat !nonas |gōan ge Hai!kharu ǃAm Skoli tawa hâ. 43 ge a tarare. Fraitaxtsēs ai i ge 5 |gōadi tsî 4 axagu tsîna ge hâ oa. Mâtikō |gōaga Fraitaxtsēs ai Hai!kharu ǃAm Skoli tawa ge hâ i?



‡Gae‡namide ‡gae||are.



ǀKhani maris tsî |uri maris tsîna |onǀgai:

ǀKhani maris tsî |uri maris tsîna ǀgai|on re.







Wekheb 12

Xrat 3

Tafela |nō||nâ tsî marisa mî!gā!gā.

ǀKhani maris	Ūb	Ais khāb ai hā danas	Khaos khāb ai hā xamari-i	Xamarin !gôab
a) N\$ 10				
b) N\$ 20				
c) N\$ 50				
d) N\$ 30				
e) N\$100				

!Gôa|haos tsî ÷Gae||nâs

5

$$\begin{array}{r} 52 \\ +26 \\ \hline \\ \hline \end{array}$$

$$\begin{array}{r} 81 \\ - 19 \\ \hline \\ \hline \end{array}$$

$$\begin{array}{r} 68 \\ - 13 \\ \hline \\ \hline \end{array}$$

$$\begin{array}{r} 33 \\ + 21 \\ \hline \\ \hline \end{array}$$

$$\begin{array}{r} 98 \\ - 14 \\ \hline \\ \hline \end{array}$$

$$\begin{array}{r} 27 \\ - 18 \\ \hline \\ \hline \end{array}$$

$$\begin{array}{r} 82 \\ + 14 \\ \hline \\ \hline \end{array}$$

$$\begin{array}{r} 78 \\ - 40 \\ \hline \\ \hline \end{array}$$

$$\begin{array}{r} 63 \\ - 35 \\ \hline \\ \hline \end{array}$$

Wekheb 12

Xrat 3



Marin

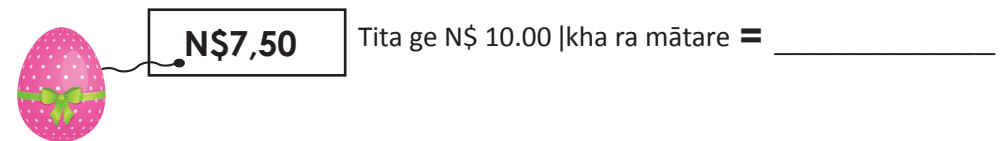
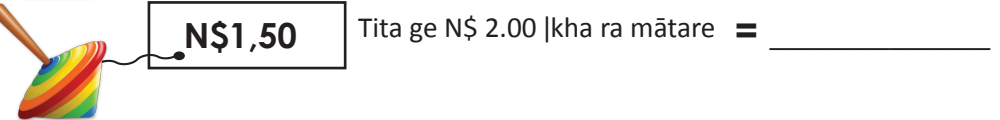
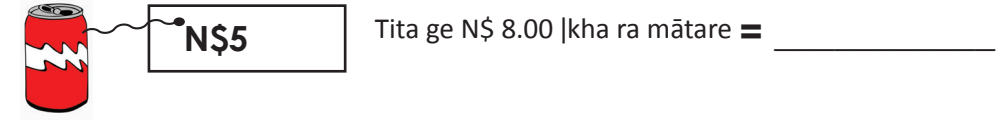
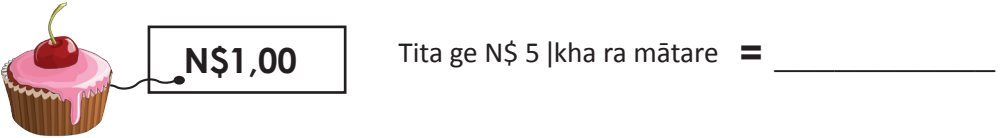
Mâtikō marin |haob ai hâ !khaisa xoa.



Wekheb 12

Xrat 3

Mâtikō ðkhari marisa ra !gau?





ESTEEMED STAKEHOLDERS

On behalf of the Ministry of Education Arts and Culture, we wish to take this opportunity to thank you all, who have completed the survey as per our call. The survey has made it possible for all the schools that has completed it fully, to be able to receive the correct number of books in terms of quantities as well as the amount of books needed for languages used.

We are certain that there are schools that has not yet completed due to various challenges and we are kindly requesting the Principals of such schools to get in touch with our office at mobile number +264 81 850 3609 or by email sophy@nmh.com.na to be able to still receive their surveys so that we complete the process.

We are confident that this initiative by the Ministry of Education, Arts and Culture is embraced by all stakeholders and as a distribution partner, we look forward to a productive 2021.

NMH NAMIBIA
MEDIA
HOLDINGS



Success begins with education

Parents will be able to visit the website and watch daily videos or they can subscribe to our Zoshy Telegram channel to receive daily videos. One can also download the PDF version of the book on the website. Also watch our daily show on Active Kids to watch your favourite lessons.



<https://t.me/zoshyonline>



ONLINE

For extra perks!

How does it work?



Easy peasy steps to follow

Register at zoshy

You can save your favourite lessons and find them easier



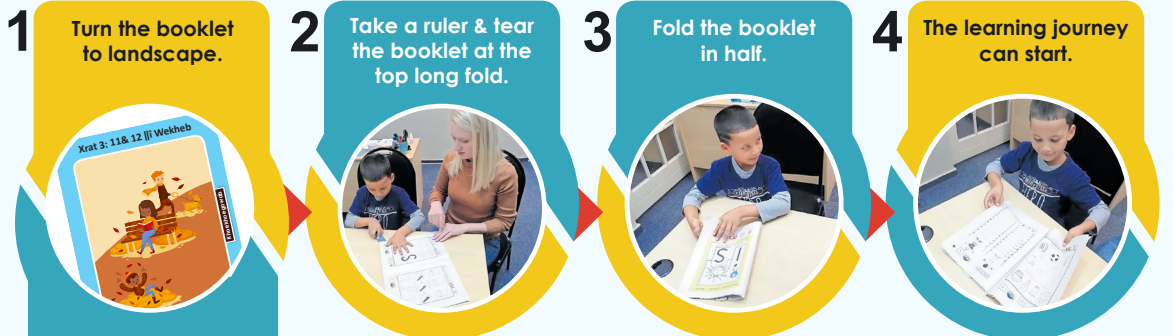
- Step 1: Find us at www.zoshy.online or scan the QR code
- Step 2: Find your grade and select the year
- Step 3: Choose your language
- Step 4: Choose the week you want to learn out of
- Step 5: Choose lessons from what lessons there are
- Step 6: Download booklet if you do not have it
- Step 7: Watch and follow the teacher as she explains what to do in the book
- Step 8: Follow us on Facebook (Zoshy & Active Kids) to never miss a video
- Step 9: Subscribe to our Zoshy Telegram channel if you want to receive daily updates



www.zoshy.online

In collaboration with the Ministry of Education, Arts and Culture

PRINT



STEPS
HOW TO TEAR & USE
THE BOOKLET

