

Ondodo 3: Oshivike 9&10



Oshikwanyama

Oyeendifo nomakwatafano



Ministry of Education,
Arts and Culture

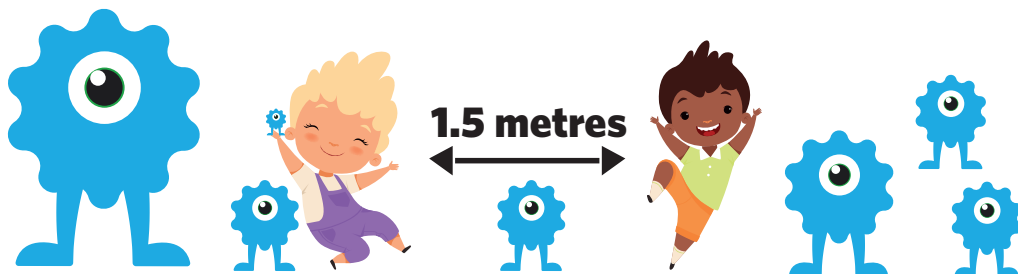


NAMIBIAN
COMMUNITY TRUST

unicef 
for every child



ONLINE SCHOOL



1

2

3

4

5

These numbers indicate which day you can complete each worksheet! But if you want to, you can work ahead and do the rest as well.

This publication is a collaboration between the Ministry of Education, Arts and Culture and Namibia Media Holdings. This publication is sponsored by the Ministry.

Copyright © Ministry of Education, Arts and Culture. All parts of this publication cannot be reproduced, stored in a retrieval system or transmitted in any form or by any means, electronic, mechanical, photocopying, recording or otherwise without prior permission of the Ministry of Education, Arts and Culture or the Publisher.

Production by: Namibia Media Holdings  **NAMIBIA MEDIA HOLDINGS**

Printing: Newsprint Namibia 



At the airport

Juliana and her mother arrived at the airport. Her brother and sister were there too. They were going on holiday with the airplane. They all came by taxi but most of the people drive with the train to the airport. They stood in a long queue to have their luggage booked in by the attendant. She checked their tickets and told them where to sit on the airplane.

Ding-dong! The voice announced their flight over the intercom. "Come kids, let's go to the departure gate," mother said. Juliana was very excited.

While they were in the airplane Juliana looked through the window. There were many types of transport at the airport. A bus just arrived with ten people who wants to travel by air. "Can they go by helicopter?" she asked her mother. Mother just shook her head because they are too many.

Juliana's mother told her that they are going to a town with a beach. The first thing they want to do is sail by boat. After that all the children will go with the canoe to a small farm with many animals. She cannot wait to see a donkey cart.

Her brother wanted to know if there will be a bicycle to ride along the river.

Questions:

1. What is the title of the story?

2. Which type of transport was used the most?

3. Who checked their tickets?

4. Name 5 different types of transport mentioned in the story:



Read these words everyday:

Vocabulary

- transport
- airplane
- taxi
- train
- bus
- helicopter
- boat
- canoe
- donkey cart
- bicycle
- arrived
- luggage

Sight words


- walk
- and
- her
- were
- there
- they
- the
- people
- over
- just
- will
- wanted
- every
- stop




The 'ee'-sound and 'ea'-sound

Sort the words into either the 'ee' or 'ea' sound:

'ea'



'ee'



Oshivike 9

Ondodo 3

bee
beat
tree
sea

feet
sheep
bean
sleep

free
seat
leaf
heat

eat
need
sheet



Creative writing skills

Re-write the sentences in the correct order and draw a picture about the story:

- There were cars, busses, trucks, and bicycles.
- As he sat on the bench he saw different types of transport
- He woke up early and decided to go to town.
- Sammy became tired of walking and sat on a bench in the park.
- He walked down the street.
- It was late and he went back home.
- One day there was a boy called Sammy.

1.

2.

3.

4.

5.

6.

7.



Construct yes/no questions

Write the answers and questions. The first one has been done for you:



Oshivike 9

Ondodo 3

Example: Did the king sit on his throne? Yes, he did.

1. Did Ndeshi have a sore throat? Yes, _____
2. Did John throw the ball? Yes, _____
3. Did Dan scribble his book? Yes, _____
4. Did Sam pull a thread from his jersey? No, _____ not.
5. Did Rose scrape her knee? No, _____ not.
6. Did you write in your exercise book? Yes, _____ !



Complete the sentences with because and so:

1. I went home early _____ I was very tired.
2. Ali wanted to learn English _____ he took an English course.
3. Sara went shopping _____ she had no food.
4. My uncle's car was very old _____ he sold it.
5. He didn't go to the meeting _____ he was ill.
6. The dress was very expensive _____ I didn't buy it.
7. Mum bought a big cake _____ it was my birthday.
8. We stayed at home _____ it was raining.
9. Aysha was late _____ she went by taxi.
10. Layla went to the bank _____ she didn't have any money.
11. The weather is lovely _____ we are going to the park.
12. My father has a toothache _____ he went to the dentist.
13. I will be cleaning the windows _____ they are dirty.
14. Anna woke up late _____ she missed the bus.
15. My sister lost her doll _____ she was very sad.
16. Sally is on a diet _____ she wants to be thin again.



Rewrite each sentence correctly. Begin each sentence with a capital letter and add punctuation.

The Field Trip

ben and mel are going on a field trip
they are going to the farm they are very
excited ben wants to see the cows
mel wants to see the horses

Handwriting practice lines consisting of solid top and bottom lines with a dashed middle line. There are two sets of these lines provided for the student to practice writing the corrected sentences.


Oshivike 9

Ondodo 3

I used capital letters.

I used spaces.

I used fullstops.




Omipambulwavalu

Oshivike 9

$\frac{1}{1}$				
$\frac{1}{2}$		$\frac{1}{2}$		
$\frac{1}{3}$	$\frac{1}{3}$		$\frac{1}{3}$	
$\frac{1}{4}$	$\frac{1}{4}$	$\frac{1}{4}$	$\frac{1}{4}$	
$\frac{1}{5}$	$\frac{1}{5}$	$\frac{1}{5}$	$\frac{1}{5}$	$\frac{1}{5}$

Mbapeka omipambulwavalu daulikwa.


Ondodo 3




$$\frac{1}{4}$$




$$\frac{1}{3}$$



$$\frac{2}{4}$$



$$\frac{1}{5}$$



$$\frac{1}{2}$$



$$\frac{2}{3}$$

Okuvalula: Etulokumwe

Mana omivalu

$$\begin{aligned} \text{Oshiholelwa: } 45 + 29 &= 40 + 20 + 5 + 9 \\ &= 60 + 14 \\ &= 74 \end{aligned}$$



1. $25 + 19 =$ _____

2. $46 + 22 =$ _____

3. $73 + 21 =$ _____

4. $59 + 27 =$ _____

5. $38 + 32 =$ _____

6. $64 + 12 =$ _____

7. $81 + 18 =$ _____

Oshivike 9

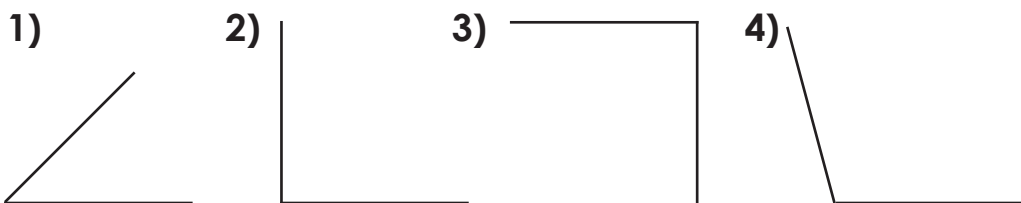
Ondodo 3



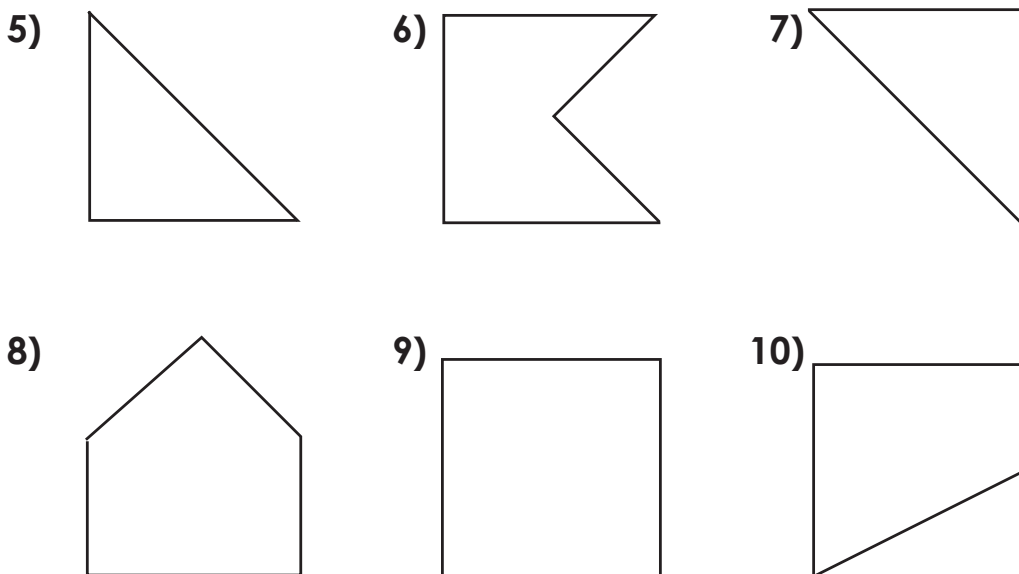


Eehuke dayukilila =
a corner of a square

Yandja okangobe ✓ keehuke adishe dayukilila.



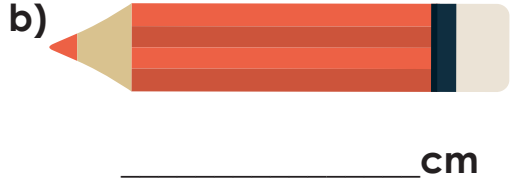
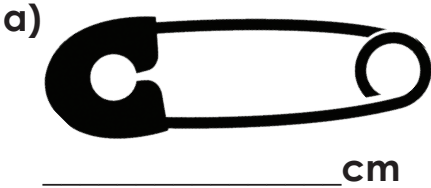
Tula okangonga ka dingilila eehuke adishe di li
momalupe aa taa shikula apa.



Okumeta

Meta oule me(cm)

1. Meta oule woinima ei tai shikula apa.




2. Faneka omifinda doule woinima tai shikula.

3cm	
10cm	
6cm	
1cm	
8cm	
5cm	

Oshivike 9
Ondodo 3



Okukitakununa



1) Posasion ope na omashina okolutenda 34. Omashina 22 otai kokahandja. Angapi tai koshiwakop?

Oshivike 9

Ondodo 3

2) Obesha yofikola otai dulu ashike okulondeka ovahongwa 74 pefimbo opo. Omushingi okwa londeka ovahongwa 92. Okwa pitililifa oku londeka nounona vangapi mobesha?

3)Ovatwaalelwa ve li 125 ova dja kOlange nodila.Odila oi na okukanghama luvali, moWindhoek no mOndangwa manga i nai ka wila moRundu.MoWindhoek ova twaalelwa 39 ova londoloka mo moNdangwa omwa londoloka ovatwaalelwa 46. Ovatwaalelwa vangapi va tuka nodila oku ya koRundu?



Okakololo koimhungu

5

Yadeka ekalata lokamhungu kehapupalifo:


x	1	2	3	4	5	10
1		2	3	4		10
2	2		6			
3	3		9			
4	4		12			40
5	5	10	15	20	25	
6						
7						
8						
9	9	18		36		
10					50	100

Oshivike 9

Ondodo 3



Ekufemo leenhomola 2



$$\begin{array}{r} 54 \\ - 31 \\ \hline \\ \hline \end{array}$$

$$\begin{array}{r} 63 \\ - 10 \\ \hline \\ \hline \end{array}$$

$$\begin{array}{r} 28 \\ - 17 \\ \hline \\ \hline \end{array}$$

$$\begin{array}{r} 36 \\ - 25 \\ \hline \\ \hline \end{array}$$

$$\begin{array}{r} 49 \\ - 20 \\ \hline \\ \hline \end{array}$$

$$\begin{array}{r} 77 \\ - 35 \\ \hline \\ \hline \end{array}$$

$$\begin{array}{r} 84 \\ - 20 \\ \hline \\ \hline \end{array}$$

$$\begin{array}{r} 98 \\ - 54 \\ \hline \\ \hline \end{array}$$



$$\begin{array}{r} 48 \\ - 12 \\ \hline \\ \hline \end{array}$$

$$\begin{array}{r} 74 \\ - 30 \\ \hline \\ \hline \end{array}$$



Transport & Communication

Read the story and put in the missing letters (vowels):

Lily's letter

Lilly wrote a l_____tt_____r to her grandma who lived in Walvisbay in the Erongo region. She posted the letter in the l_____tterb_____x. The letters were collected by a worker from the Post Office.

He p_____ts them into a big b_____g. The letters were sorted and p_____t into different b_____gs.

Lilly's letter went into a bag marked Walvisbay. The bag was loaded onto an aer_____pl_____ne.

When the plane arrived in Namibia, Lilly's letter was put on a tra_____n. The train travelled to the Walvisbay St_____tion.

The mailbag was taken to the Post Office by v_____n. The p_____stm_____n delivered the letter to Lily's gr_____ndm_____.

Grandma was very h_____ppy to hear form L_____lly.

Answer the following questions:

1. Who wrote a letter to grandma?

2. Where does grandma live?


3. What mode of transport was used to deliver the letter?

4. How did grandma feel when she received the letter?



Vocabulary & Sightwords

Vocabulary	Sightwords
road signs	wrote
telephones	were
newspapers	by
internet	a
e-mail	from
billboards	went
mobile	into
talk	the
communicate	hear



Phonics

Sort the words into either the 'all' or 'ell' group.

'all'-sound

'ell'-sound



Oshivike 10

Ondodo 3

dwell	ball	shell	smell
call	mall	hall	wall
bell	cell	squall	shall
fell	tall	well	sell
small	spell	fall	yell

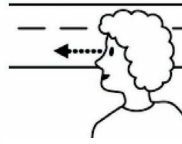


Ounyakwa wokushanga

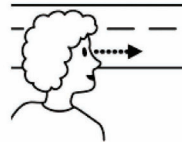
Shanga okatendo kaxupi kombinga yeemhango nomadidiliko omeendjila.



Kanghama



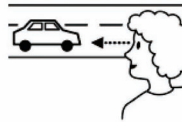
Tala kolumosh



Tala kolulyo



Pwilikina



Tala oihauto



Teelela ndee totala.



Ino lotoka mondjila



Ngee itaku di otuwa inda.



Inda

Oshivike 10

Ondodo 3

Oityadina yopaushimwe nopauhapu

Oshityadina paushimwe otashi popi omunhu umwe,onhele ile oshinima.

Oshiholelwa:Ombwa tashi popi ovanhu vahapu ile ve dulife puumwe,eenhele ile oinima.

Oshityadina pauhapu tashi popi ovanhu vahapu ile ve dulife puumwe, eenhele ile oinim.

Oshiholelwa : Eembwa nhatu pda li tadi weda onguloshi.

Tula oityadina tai shikula palupe louhapu.

Paushimwe	Pauhap	Faneka omafano opauhapu
1. Oshitafula		
2. Oshitafula		
3. Kaume		
4. Onguto		
5. Onhele yelihafifo		
6. Ongobe yodidi		
7. Olamba		
8. Oshimeno		
9. Embo		
10. Emanga		

Oshivike 10

Ondodo 3



English Activity

Prepositions

Fill in the blanks with the correct prepositions from the box.

on	in	near	between	under
----	----	------	---------	-------



- The cat is sitting _____ the chair.
- The books are _____ the table.
- The shoes are _____ the table.
- The clock is _____ the table.
- The dog is sitting _____ the box.
- The table is _____ the chair and the box.
- The chair is _____ the table.

Ehenifa popepi no -10

3

Ehenifa eenhomola di li pedu popepi no 10
Yotete iningilwa nale oshiholelwa.

31 = 30

56 = ____

64 = ____

17 = ____

22 = ____

89 = ____

95 = ____

73 = ____

46 = ____

29 = ____

12 = ____

38 = ____

67 = ____

83 = ____

99 = ____

43 = ____

38 = ____

55 = ____

Oshivike 10
Ondodo 3





Eenhomola delisheka nodelivala

A) a) Shanga ngee oye lisheka ile oye livala.

1) 6 _____ 2) 53 _____

3) 71 _____ 4) 24 _____

5) 88 _____ 6) 15 _____

7) 37 _____ 8) 46 _____

B) Tula mongonga eenhomola delisheka.

1 18 66 49 12 57

25 74 33 68 89 94

C) Tula mongonga eenhomola delivala.

95 23 79 14 8 65

2 86 51 48 27 30





Okukitakununa

3

25

1. Ope na eekompiuta 35 neengodi 43 pofikola yetu. Eekompiuta neengodi adishe ngapi?

2. Mondodo 3B omu na ovahongwa 40. Ovahongwa 28 ove na eeimaila. Ovahongwa vangapi ve he na eeimalila?


3. Anna okwa valula eetuwa 64 mondjila yakula metitano. Molomakaya okwa valula 24. Eetuwa adishe kumwe avalula odi li ingapi?

4. Ngeenge olitela 1 oifike peemilimita 1000(ml), Eetitela ngapi di li meemililita 5000 (ml)?

5. John okwa landa 2 litela dodjuusha yomakwaava nee litela 6 odjuusha omaapela. Eedjuusha domaapela okwe di landa ngapi didule domkwaava?

Oshivike 10

Ondodo 3





Omutima woshikwatelwa

4

Epata laNell oya tyapula eenamunate dihapu mefudo laDesemba.

- Oshivike shotete= 2 eelitela
- Oshivike oshitivali = 2 eelitela
- Oshivike oshititatu = 8 eelitela
- Oshivike Oshitine=0
- Oshivike oshititano =3 eelitela
- Oshivike oshithamano = 2 eelitela

Complete the graph:

Eelitela	8						
	7						
	6						
	5						
	4						
	3						
	2						
	1						

Oshivike 1 2 3 4 5 6

1. Eelitela ngapi denamunate vanwa efudo alishe?

2. Oshivike shi lipipo inava nwa sha nade?

3. Oivike ilipipo va nwa omuvalu ufike pamwe?

4. Oivike ivali ilipipo va nu eelitela 11 kumwe?

5. Mana:

1 Olitela = _____ ml etata leelitela = _____ ml oshitine shimwe sholitela = _____ ml

Omutima woshikwatelwa: Eelitela:

4

Okumeta: Eelitela



Olitela 1

Olitela 1 oifike
pamwe nouk-
opi ve li va 4

=



=



=



Olitela oya humbata shihapu ile oshinini.
Tula mongonga enyam, ukulo lomondjila



shihapu shinini




shihapu shinini



shihapu shinini



shihapu shinini



shihapu shinini



shihapu shinini



shihapu shinini



shihapu shinini



shihapu shinini







Oshivike 10

Ondodo 3



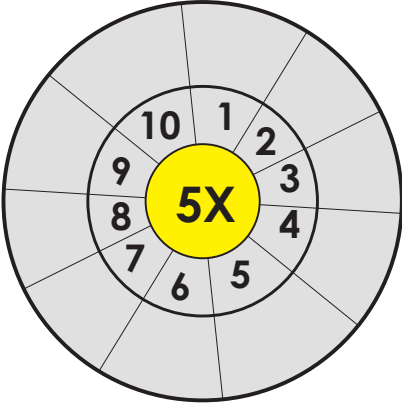
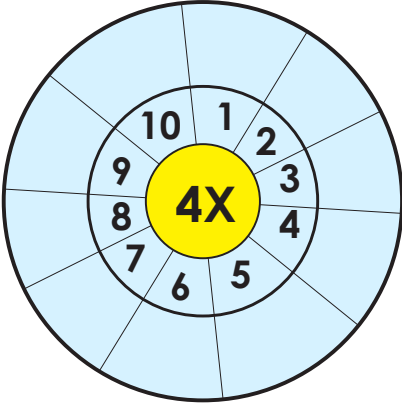
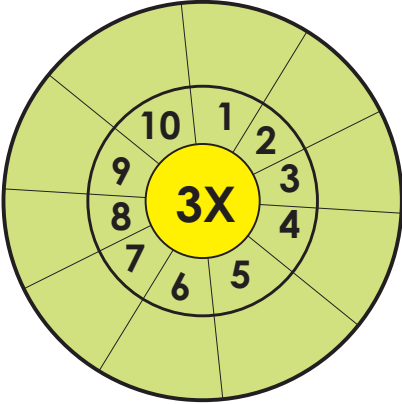
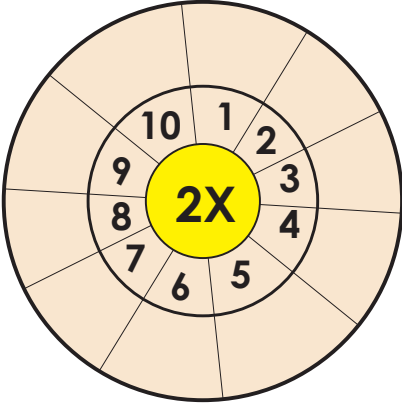
Eshivometo lomalupe

Tofa mo omalupe she likolelela komaukwatya

omalupe	oma- dina	Omuvalu weemb- inga	Omuvalu womifinda dashindja- kana	Omivalu weehuke	Omuvalu weehuke dayukilila
	ombinee				
	Olee				
	Ohuken- hatu				
	Ongonga				
	Ei				
	open- tagona				

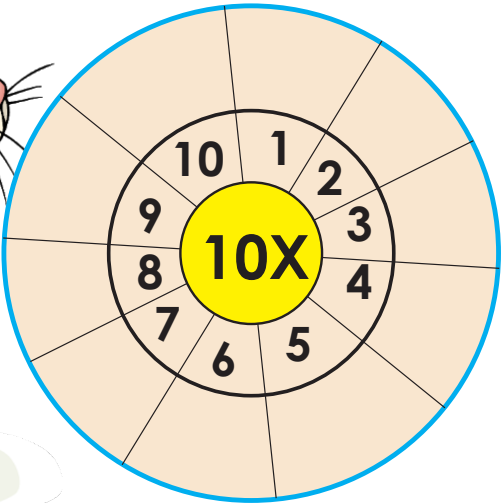



Mana omaulu aa



Oshivike 10

Ondodo 3



Omalupe neehuke

Shikula omalombwelo ndee to faneke omalupe a kwatafana.

1. Faneke okangonga kanini pokati kepandja.
2. Faneke ohukenhatu koshi yongonga.
3. Faneke olee koshi yohukenhatu.
4. Faneke eembine koshi yolee.
5. Faneke eembine 2 koshi yolee.
6. Mbapeka efano loye longonga to longifa oluvala lingeline, oluvala litilyana mohukenhatu, oluvala limbulau mombine noluvuala lishunga molee.

Oshivike 10

Ondodo 3





ESTEEMED STAKEHOLDERS

On behalf of the Ministry of Education Arts and Culture, we wish to take this opportunity to thank you all, who have completed the survey as per our call. The survey has made it possible for all the schools that has completed it fully, to be able to receive the correct number of books in terms of quantities as well as the amount of books needed for languages used.

We are certain that there are schools that has not yet completed due to various challenges and we are kindly requesting the Principals of such schools to get in touch with our office at mobile number +264 81 850 3609 or by email sophy@nmh.com.na to be able to still receive their surveys so that we complete the process.

We are confident that this initiative by the Ministry of Education, Arts and Culture is embraced by all stakeholders and as a distribution partner, we look forward to a productive 2021.

NMH NAMIBIA
MEDIA
HOLDINGS



Success begins with education

Parents will be able to visit the website and watch daily videos or they can subscribe to our Zoshy Telegram channel to receive daily videos. One can also download the PDF version of the book on the website. Also watch our daily show on Active Kids to watch your favourite lessons.



<https://t.me/zoshyonline>



ONLINE

For extra perks!

How does it work?




Easy peasy steps to follow

Register at zoshy

You can save your favourite lessons and find them easier



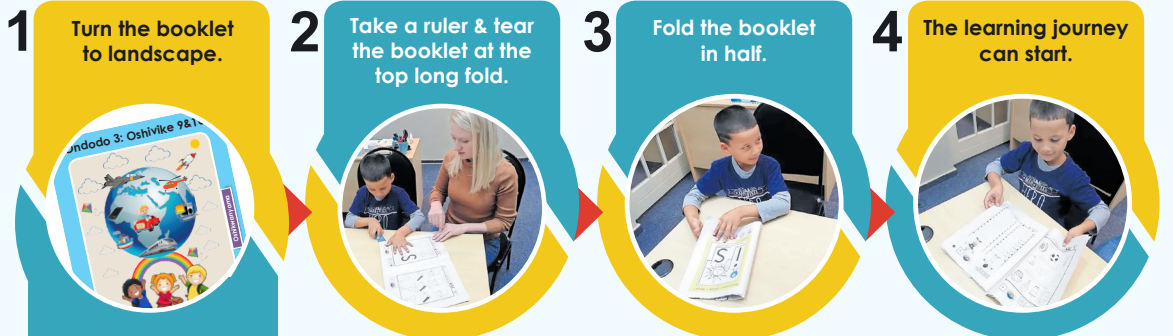
- Step 1: Find us at www.zoshy.online or scan the QR code
- Step 2: Find your grade and select the year
- Step 3: Choose your language
- Step 4: Choose the week you want to learn out of
- Step 5: Choose lessons from what lessons there are
- Step 6: Download booklet if you do not have it
- Step 7: Watch and follow the teacher as she explains what to do in the book
- Step 8: Follow us on Facebook (Zoshy & Active Kids) to never miss a video
- Step 9: Subscribe to our Zoshy Telegram channel if you want to receive daily updates



www.zoshy.online

In collaboration with the Ministry of Education, Arts and Culture

PRINT



STEPS
HOW TO TEAR & USE
THE BOOKLET

