

Ntambondunge 2: Shivike 9 na 10



Maghuyendero ghanavantje
namaghuyendero ghamunkarapamwe



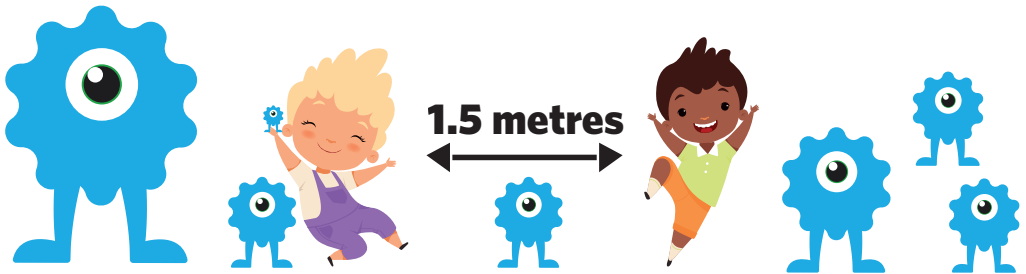
Ministry of Education,
Arts and Culture



NAMIBIAN
COMMUNITY TRUST

unicef 
for every child





- | | | | | |
|----------|----------|----------|----------|----------|
| 1 | 2 | 3 | 4 | 5 |
|----------|----------|----------|----------|----------|

These numbers indicate which day you can complete each worksheet! But if you want to, you can work ahead and do the rest as well.

This publication is a collaboration between the Ministry of Education, Arts and Culture and Namibia Media Holdings. This publication is sponsored by the Ministry.

Copyright © Ministry of Education, Arts and Culture. All parts of this publication cannot be reproduced, stored in a retrieval system or transmitted in any form or by any means, electronic, mechanical, photocopying, recording or otherwise without prior permission of the Ministry of Education, Arts and Culture or the Publisher.

Production by: Namibia Media Holdings  **NAMIBIA MEDIA HOLDINGS**

Printing: Newsprint Namibia 



The Ministry of Education, Arts and Culture
www.moe.gov.na



Ndanda dadinene

Livyukuruko: Ndanda dadinene navitwa

Ntando dino kunadirunga-runga.

Ditjangurure nka ntando dino. Ghuna heap Kutameka na ntando na ndanda yayinene ntani kushayita nashitwa.

kalishungiri

Limbimbidi

mucuko

pa

1

kanirughanita

mvhura

lyande

litangwa

Ame

mu

2

Ndimba

kakumburukuta

kamudेशa

kali

3

pashure

shitimwitira

kanitjanga

shoshire

Ame

4

mulivhu

Vanuke

mu

kunadanene

5

navantje
Ndougeha
kavaghamba

po

vakadona
vahoraunene.
ruvara

6

Ntambondunge 2

Shivike 9





Nkango monayiko

Varura nakudingilika nkango monayiko
mushimbangu shakushana nkango osho kuntji.

1. ngoli	3. pa	5. shetu	7. ghuye	9. kara
2. vavo	4. ku	6. Osho	8. ghuye	

Shivike 9

Ntambondunge 2


n	g	o	l	i
s	h	e	t	u
k	u	e	v	o
e	y	y	a	s
o	e	r	v	h
p	a	w	o	o
g	h	u	y	e




Likukwamo

1


Ntjanga nawa nomora kutamekera nomora didi nange nomora nene.




--	--	--	--




--	--	--	--




--	--	--	--




--	--	--	--



--	--	--	--



--	--	--	--



--	--	--	--

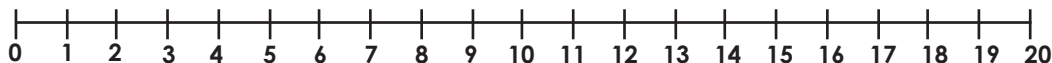
Ntambondunge 2

Shivike 9



Kupakapo nakughupamo

1. Manita vivarero vino



Mutunda wanomora: kughupamo

Manita ntanto yanomora. Rughanita mutunda wanomora wukuvhatere.

$17 - 2 = \square$

$19 - 10 = \square$

$11 - 5 = \square$

$12 - 6 = \square$

$14 - 5 = \square$

$16 - 1 = \square$

$18 - 4 = \square$

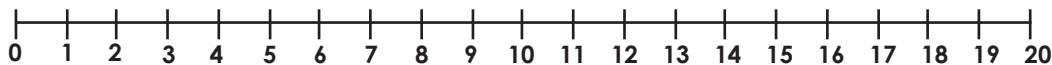
$20 - 15 = \square$

$13 - 8 = \square$

$13 - 3 = \square$

$19 - 8 = \square$

$18 - 9 = \square$



Mutunda wanomora: Kupakapo

Manita ntanto yanomora. Rughanita mutunda wanomora wukuvhatere.

$3 + 17 = \square$

$14 + 1 = \square$

$9 + 9 = \square$

$4 + 13 = \square$

$17 + 2 = \square$

$11 + 8 = \square$

$8 + 5 = \square$

$17 + 3 = \square$

$10 + 10 = \square$

$13 + 1 = \square$

$18 + 2 = \square$

$5 + 11 = \square$



**Varura shitimwitira shino nakulimburura
mapuro ghano kuntji.**

Vanuke vamunkondarongero yetu kuna shana kukara naruyendo rwakuSwakopmund. Kuvhura ngatuyende nalihauto? Awe nakuvhurashi! Kapingatugwanekamo mulihaghuto.

Kuvhura ngatuyende nandira? Kapi nashihuguvara. Kuvhura ngavitukoshere ndiro ghunene.

Kuvhura ngatuyende nambashikora? Ashi nke! Kwapurumuka? Ngavitughupa shirugho shashire ntjene ngatuyenda na mbashikora. Kuvhura ngatuyende nalihina? Kapi navihuguvara. Ngarukara ruyendo rwakukunyunganga ntani ngavitughupa liyuva nalintje ngatukatikeko. Kuvhura ngatuyende nawato? Hawe mwato mema mundjira yetu.



Kuvhura ngatu yende na besha? Nhi ovyo ngavi tompoka. Tunahepa kurongera vininke navintje tunahepa muruyendo rwetu.

- 1. Vanuke vamunkondarongero yetu kuna horo kuyenda ku_____.**
- 2. Ghuyendero munke ngaghuvuro kuvakoshera vimaliva vyavingi?**

- 3. Ruyendo rwa_____ngarukara rwakukunyunga-nyunga.**
- 4. Vanuke vamukondarongero yetu kavayendi na _____vayende kuSwakopmund.**
- 5. Weni omo wayendanga kushure nkeheliyuva?**

Shetakanita nkango namafano

Mbashikora	<input type="text"/>
Besa	<input type="text"/>
Lihaghuto	1
Litjeketjeka	<input type="text"/>
Litukutuku	<input type="text"/>
Litukutuku lyamumema	<input type="text"/>
Ndira	<input type="text"/>
Shikepa	<input type="text"/>
Lihina	<input type="text"/>
Beshaghona	<input type="text"/>

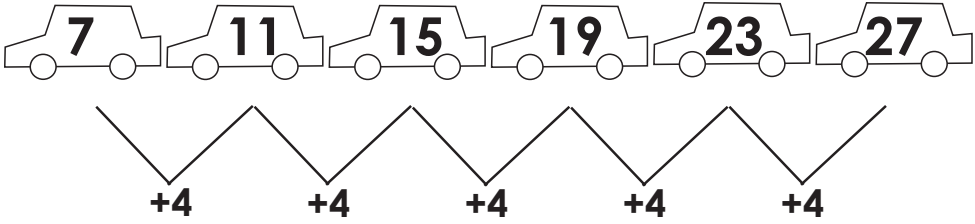


Tjanga nkango

- Ghuyendero wakukwangura po:
- Ghuyendero wamaranga po:
- Ghuyendero waguwa po:
- Ghuyendero munke washetekapo?



Vara muvine




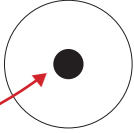
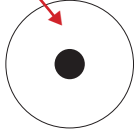
Manita mapi




- a. 39 37 35 29
- b. 8 13 18 23
- c. 6 12 19
- d. 12 16 20
- e. 3 6 12 48

Kukahepita




Ghukahe wa:



Shivike 9
Ntambondunge 2

2    ne **1**




6    ne

10    ne

4    ne











8    ne

12    ne

14    ne

Phonics: e

r w j h a n t p d

Replace the beginning sound to form a new word:	Choose and write the matching letters from the letters given below:
 <p>.....et</p>	 <p>.....et</p>
 <p>.....en</p>	 <p>.....en</p>
 <p>.....et</p>	 <p>.....et</p>
 <p>.....ed</p>	 <p>.....ed</p>
 <p>.....en</p>	 <p>.....en</p>

Ntambondunge 2

Shivike 9



Nkango rughano

Manita kehe ntanto nankango rughano yaghuhunga:

kuyenda kutjanga kudika kukanga kuronda kwawa

1. Atwe kehepano _____ kushure mumayuva ghamawa.

2. Mukurwande wamumati a hora _____ vininke navi mbangu.

3. Kapi nakuvhura _____ kushitondo nimone kwaghure.

4. Kunakuyenda nikavatere nana _____ mungome.

5. Ntjene kapi atakamita Muronga _____ pambashikora yendi.



Magwanikilito gha 10

Pamuhovo, ruwana nomora dogoro 10. Makura vara ovyo vinahupo mo.

10 + 4 = 14

_____ + _____ = _____

_____ + _____ = _____

_____ + _____ = _____

_____ + _____ = _____

_____ + _____ = _____

_____ + _____ = _____

_____ + _____ = _____

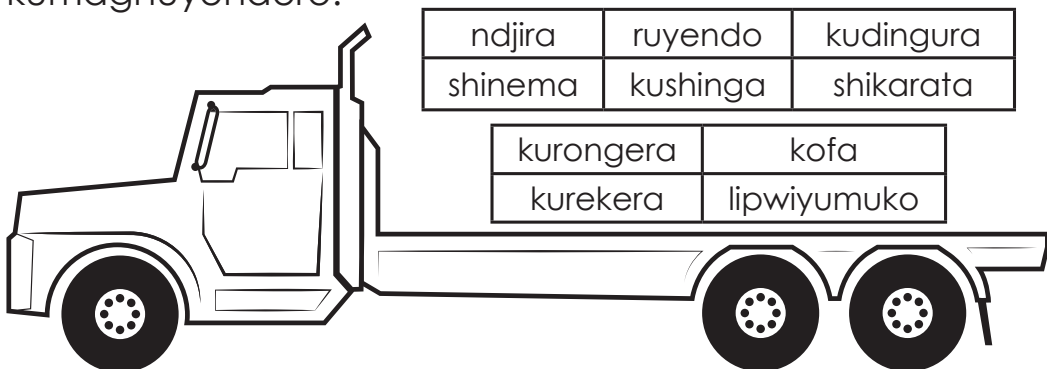
Ntambondunge 2

Shivike 9



Kutjanga kwaghukunguru

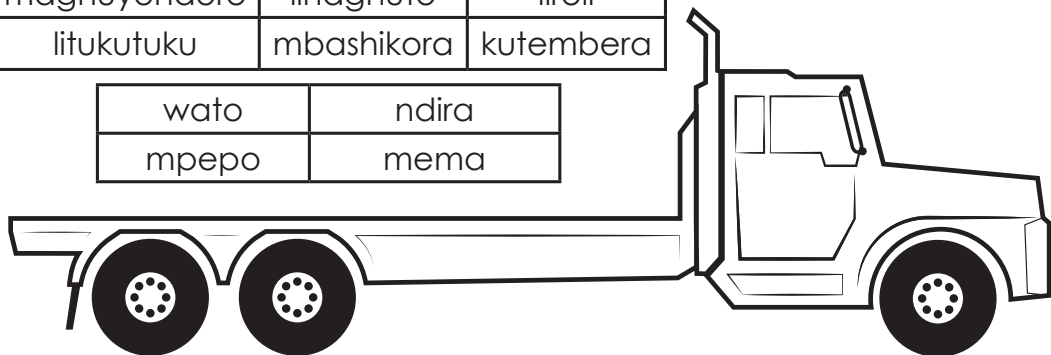
Ghunakona kuvarura nkango dino dakuhamena kumaghuyendero:



Shivike 9

maghuyendero	lihaghuto	liroli
litukutuku	mbashikora	kutembera

wato	ndira
mpepo	mema



Ntambondunge 2


Towororapo nkango 5 makura ghuruwane ntanto danaghumoye. Nomena ndanda doye dadinene navitwa.



Ukalimo


Shetakanita ghukalimo wamema. Tjanga ashi 'mangi' ndi 'masheshu' mushimbangu.

1.




Two empty rectangular boxes for writing answers.

2.




Two empty rectangular boxes for writing answers.

3.




Two empty rectangular boxes for writing answers.

4.




Two empty rectangular boxes for writing answers.

5.



Two empty rectangular boxes for writing answers.

6.



Two empty rectangular boxes for writing answers.























Garafika

Weno moyire vanuke kushure muMandaha. Kehe shiyivito kunakunegheda ashi weni ayendire mwanuke ghumwe kushure.

Shivike 10

Ntambondunge 2

Kuyenda							
Lihaghauto							
Mbashikora							
Besha							

1. Vanuke vangashi vayendiro kushure parupadi? _____
2. Vanuke vangashi vayiro nambasikora? _____
3. Vanuke vangashi vayiri nalihaghuto? _____
4. Vanuke vangashi vayiro nabesha yashure? _____
5. Vanuke vangashi vadiliro kuyenda parupadi? _____
6. Weni vayire shingi shavanuke kushure muliyuva linya? _____



Kenga kulifano. Varura nkango nakumanita nkango nungayiko.

tivi	radiyo	shayitunga
likurante	compyuta	funguna

A crossword puzzle grid with the following clues and icons:

- 1** (Down): t
- 2** (Across): i
- 3** (Across): r
- 4** (Across): s
- 5** (Across): i
- 6** (Across): o
- 7** (Across): f
- 7** (Across): g

Icons include: a smartphone, a magazine, a television, a boombox, a newspaper, a computer monitor, and a rotary telephone.



Constructing 2-3 letter words

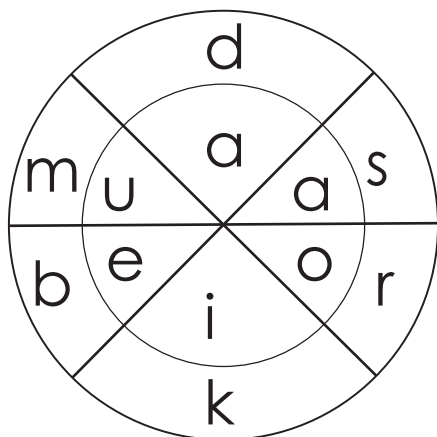
1. Use the vowels and consonants to build your 2 letter words.

o	i	a	n	u
o	s	m	a	f
x	t	p	s	

Example: an

Shivike 10

2. Look at the letters in the wheel and write 3 letter words you see on the lines



Ntambondunge 2



Magwanikilito gha 10

Ruwana 10 vikurerupire mu mukukoshonona maudito.

$$6 + 4 + 8 = \square$$

10

$$7 + 3 + 2 = \square$$

$$4 + 6 + 4 = \square$$

$$9 + 1 + 4 = \square$$

$$1 + 8 + 2 = \square$$

$$5 + 5 + 3 = \square$$

$$5 + 5 + 5 = \square$$

$$8 + 2 + 3 = \square$$

$$1 + 7 + 3 = \square$$

$$6 + 4 + 2 = \square$$

$$9 + 1 + 7 = \square$$

$$7 + 3 + 4 = \square$$



Pashingi

Tjanga pashingi shankango odo.

shayitunga



viru



apura



mbishi



shihaghuto



shikwitito



lipaketi



ghushi



funguna



mbapira



Shivike 10

Ntambondunge 2



Nkango nungo

Manita ntanto mukurughanita nkango nungo nungo odo mushimbangu. Ruwanita kehe nkango rumwe tupu.

na	ndi	kumeho
ene	ngoli	makura
		muruku

Ntambondunge 2

Shivike 10

1. Ghuna hepa kudwata mbidja yoye _____ tuyende.
2. Kuni gharura livero _____ tuyende.
3. Ghunashana shikuki shashinamahako _____ Shashinaliwiru?
4. Ghuna shana kuwupa navintje funguna _____ compyuta?
5. Navintje kunakumoneka nawa, _____ ghuna kona kutoghororapo shimwe tupu.
6. Kuvhura tuyende kwakupwiyumukira _____ yakulya.



Limeto: Mukumo

Tura nomora 1-3 kumafano kutwara kumukumo walyo.
Tameka nashamukumo waghunene ghukahulite nasha mukumo wawudidi.

a.







b.







c.







d.









Vishwishongo fanikito: Vishwi vya 2D

Tenga vishwi nakuvitira kumwe ghuruwane lifano lyanaghumoye.



Ntambondunge 2

Shivike 10





Digraphs

A digraph is a blend of two letters that makes a sound.

1. Say the name of the picture at the beginning of the row.
2. Circle the word that begins with the same sound as the picture.



ship city happy hay



sun snip apple ants



brush cheese bows cans


Say the name of the pictures at the beginning of the row. Circle the word that **begins with the same sound** as the picture.



comb girl bunny key



shirt hard boy mail



rabbit many cat white

Diphthongs

e and w = ew

Choose the correct word to complete each sentence.

1. The wind _____ the tree down. (**blew / flew**)
2. Dad bought a _____ car. (**few / new**)
3. My puppy likes to _____ (**chew / crew**) my toys.
4. The birds _____ south for the winter. (**flew / knew**)
5. Mom is a _____ minutes late. (**new / few**)
6. I _____ a picture of a dog. (**crew / drew**)
7. My mom made _____ for dinner. (**dew / stew**)
8. I love to _____ bubble gum. (**new / chew**)



Kukoshonona maghudito

4

27

**Varura vivarero vyamunkango ovyo vinakukwamoko nakulimburura mapuro
ogho kuntji.**

1. MuUtatu vavava kwawapikire tivi 12 mushitora shavo. MuUne avawapeke tivi 5.
Tivi ngashi vawapikire vavava mumayuva maviri?

2. Name navaghunyande 3 kwaghulitanga shayitunga. Ntjene keheghuno
mulyuva a ghulita shayitunga 5. Shayitunga ngashi tunaghulita nadintjeya
kumwe?

3. Sema ana kona kutjanga ntjangwatumwa 15. Weno kunatjanga ko tupu
ntjangwa tumwa 7. Ntjagwatumwa ngashi dinamuhuparero ko kutjanga amane?

4. Munkondarongerero yetu kwakaramo vashongwa 20 mbyo vanamoneke ko
vashongwa 12. Vashongwa vangashi vanadiro kumoneka?

5. Dana kuna kara namaghushi 20. Ghuye anali po maghushi 13. Maghushi
mangashi anamuhuparero po.

6. Ghuna kara nantjwi 18. Ghukahe wantjwi odo kunakara vankundu.
Dakuhupako kunakara tukapande. Tukapande tungashi wunakara nato.

7. Mandi 10 ghakaromo mushitaghura shetu. Kehe mumundi kwakaramo tivi 3. Tivi
ngashi dakaromo mushitaghura shetu?

8. Ove kwatulika \$5 yashilika shaligwanito lyoye. Vanyoko mbyo vanakupa \$3,
ntani vasho mbyo vanakupa \$10. Vimaliva vingashi ghunakara navyo?

Ntambondunge 2

Shivike 10

Murongo napashimwe

5


Kehe ndambo kunakarapo vitondo 10. Varura vitondo makura ghutjange nomora da murongo nayashimwe.



murongo	yashimwe




murongo	yashimwe



murongo	yashimwe



murongo	yashimwe



murongo	yashimwe



murongo	yashimwe

Shivike 10

Ntambondunge 2



Kutjanga kwaghukunguru

5

Varura shitimwitira kuntji makura ghutjange ntanto 5 ghumanite shitimwitira.

Anna ana kara nashilika shaligwanito. Ghuye anashana kuyita vaholi vendi navantje. Ghuye ana vatantere vininke vyaviwa navintje. Ngavishoroko pashilika shendi. Keheghuno ngayo kushilika anahepa kudwata ndoroko yayigeha na

Ntambondunge 2

Shivike 10



$7 - 4 = \underline{\quad}$

$28 - 26 = \underline{\quad}$

$19 - 2 = \underline{\quad}$

$29 - 22 = \underline{\quad}$

$18 - 7 = \underline{\quad}$

$5 - 5 = \underline{\quad}$

$9 - 5 = \underline{\quad}$

$15 - 12 = \underline{\quad}$

$6 - 6 = \underline{\quad}$

$17 - 15 = \underline{\quad}$

$11 - 4 = \underline{\quad}$

$18 - 12 = \underline{\quad}$

$18 - 4 = \underline{\quad}$

$13 - 12 = \underline{\quad}$

$17 - 14 = \underline{\quad}$

$15 - 13 = \underline{\quad}$

$19 - 16 = \underline{\quad}$

$20 - 19 = \underline{\quad}$

$17 - 5 = \underline{\quad}$

$9 - 5 = \underline{\quad}$

Shivike 10

Ntambondunge 2





ESTEEMED STAKEHOLDERS

On behalf of the Ministry of Education Arts and Culture, we wish to take this opportunity to thank you all, who have completed the survey as per our call. The survey has made it possible for all the schools that has completed it fully, to be able to receive the correct number of books in terms of quantities as well as the amount of books needed for languages used.

We are certain that there are schools that has not yet completed due to various challenges and we are kindly requesting the Principals of such schools to get in touch with our office at mobile number +264 81 850 3609 or by email sophy@nmh.com.na to be able to still receive their surveys so that we complete the process.

We are confident that this initiative by the Ministry of Education, Arts and Culture is embraced by all stakeholders and as a distribution partner, we look forward to a productive 2021.

NMH NAMIBIA
MEDIA
HOLDINGS



Success begins with education

Parents will be able to visit the website and watch daily videos or they can subscribe to our Zoshy Telegram channel to receive daily videos. One can also download the PDF version of the book on the website. Also watch our daily show on Active Kids to watch your favourite lessons.



<https://t.me/zoshyonline>



For extra perks!

ONLINE

How does it work?



Easy peasy steps to follow

Register at zoshy

You can save your favourite lessons and find them easier



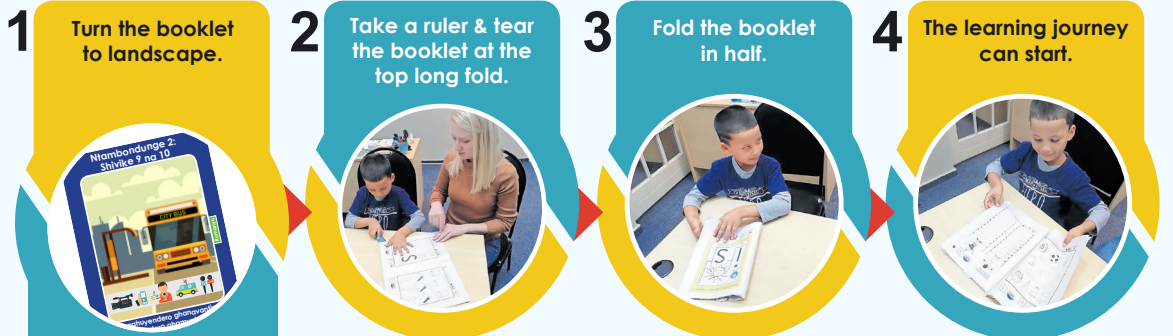
- Step 1: Find us at www.zoshy.online or scan the QR code
- Step 2: Find your grade and select the year
- Step 3: Choose your language
- Step 4: Choose the week you want to learn out of
- Step 5: Choose lessons from what lessons there are
- Step 6: Download booklet if you do not have it
- Step 7: Watch and follow the teacher as she explains what to do in the book
- Step 8: Follow us on Facebook (Zoshy & Active Kids) to never miss a video
- Step 9: Subscribe to our Zoshy Telegram channel if you want to receive daily updates



www.zoshy.online

In collaboration with the Ministry of Education, Arts and Culture

PRINT



STEPS
HOW TO TEAR & USE
THE BOOKLET

