

# Ondodo 2: Oshivike 9 & 10



Oshikwanyama

## Oyeendifo yomudingonoko nomakwatafano



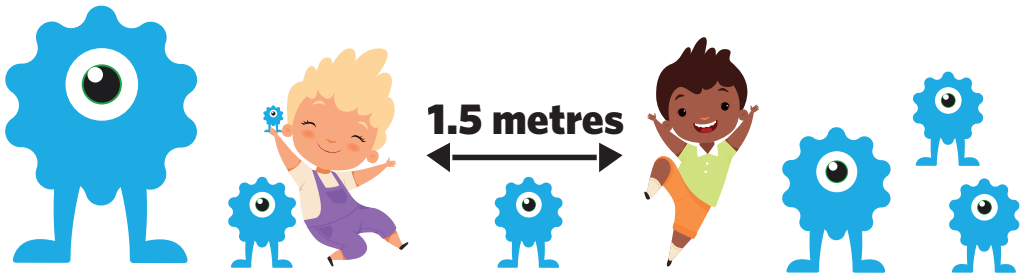
Ministry of Education,  
Arts and Culture



NAMIBIAN  
COMMUNITY TRUST

unicef   
for every child





- |          |          |          |          |          |
|----------|----------|----------|----------|----------|
| <b>1</b> | <b>2</b> | <b>3</b> | <b>4</b> | <b>5</b> |
|----------|----------|----------|----------|----------|

These numbers indicate which day you can complete each worksheet! But if you want to, you can work ahead and do the rest as well.

**This publication is a collaboration between the Ministry of Education, Arts and Culture and Namibia Media Holdings. This publication is sponsored by the Ministry.**

**Copyright © Ministry of Education, Arts and Culture.** All parts of this publication cannot be reproduced, stored in a retrieval system or transmitted in any form or by any means, electronic, mechanical, photocopying, recording or otherwise without prior permission of the Ministry of Education, Arts and Culture or the Publisher.

**Production by: Namibia Media Holdings**  **NAMIBIA MEDIA HOLDINGS**

**Printing: Newsprint Namibia**  **newsprint**



**The Ministry of Education, Arts and Culture**  
[www.moe.gov.na](http://www.moe.gov.na)



## Oshivike 9

## Capital letters

## Revision: Capital letters and Full stops

These sentences have got muddled up.

Write them out again. Make sure your sentences start with a capital letter and ends with a full stop.

butterfly The sat flower. the on

1

used rain. my umbrella the I in

2

rabbit carrot. ate crunchy The the

3

school. wrote I story at long a

4

played sand. children The in the

5

said girls favourite All the their colour red. was

6





## Sight words

Read and circle the sight words from the word search below.

1. but	3. on	5. our	7. that	9. she
2. they	4. at	6. was	8. he	10. be

Ondodo 2

Oshivike 9

b	u	t	u	t
a	s	h	e	h
i	h	e	a	a
e	e	y	t	t
o	u	r	h	m
p	n	w	a	s
o	n	b	e	d







## Shikulafanifa

A


Shanga eenhomola meshikulafano oku dja kwaai  
inini wa yuka kwaai yakula.




--	--	--	--




--	--	--	--




--	--	--	--




--	--	--	--



--	--	--	--



--	--	--	--



--	--	--	--

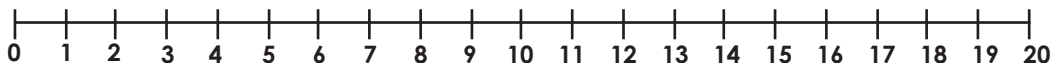
Ondodo 2

Oshivike 9



## Etulokumwe nekufemo

### 1. Manifa omivalu tadi shikula



### Ekufemo komufindamuvalu

Mana omatumbulomuvalu longifa omufindamuvalu opo u ku kwafele.

$17 - 2 = \square$

$19 - 10 = \square$

$11 - 5 = \square$

$12 - 6 = \square$

$14 - 5 = \square$

$16 - 1 = \square$

$18 - 4 = \square$

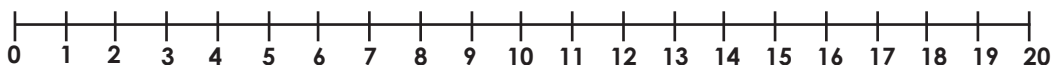
$20 - 15 = \square$

$13 - 8 = \square$

$13 - 3 = \square$

$19 - 8 = \square$

$18 - 9 = \square$



### Etulokumwe komufindamuvalu

Mana omatumbulomuvalu. Longifa omufindamuvalu opo u ku kwafele.

$3 + 17 = \square$

$14 + 1 = \square$

$9 + 9 = \square$

$4 + 13 = \square$

$17 + 2 = \square$

$11 + 8 = \square$

$8 + 5 = \square$

$17 + 3 = \square$

$10 + 10 = \square$

$13 + 1 = \square$

$18 + 2 = \square$

$5 + 11 = \square$



Read this story and complete the questions below:

Our class wants to travel to Swakopmund for a fun trip.  
Could we travel by car? No ways! We will never all fit in the car.

Could we travel by aeroplane? I don't think so. It will cost too much.

Could we travel by bicycle? What! Are you mad? It will take too long to travel by bicycle.

Could we travel by train? I hope not. That is a bumpy ride and it would take a whole day to get there.

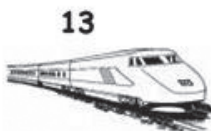
Could we travel by boat? No! There is no water along the way.

Could we travel by bus? Yes, that will work.  
We must remember to pack all the things we need on our isit.

1. The class wants to travel to\_\_\_\_\_.
2. Which transport will cost them too much money?  
\_\_\_\_\_
3. Travelling by\_\_\_\_\_ will be a bumpy ride.
4. The class travelled by\_\_\_\_\_ to go to Swakopmund.
5. How do you go to school every morning?  
\_\_\_\_\_

## Match words and pictures

bicycle	
bus	
car	1
helicopter	
hot-air balloon	
jet ski	
motorbike	
motor boat	
motor scooter	
plane	
scooter	
ship	
submarine	
train	
van	

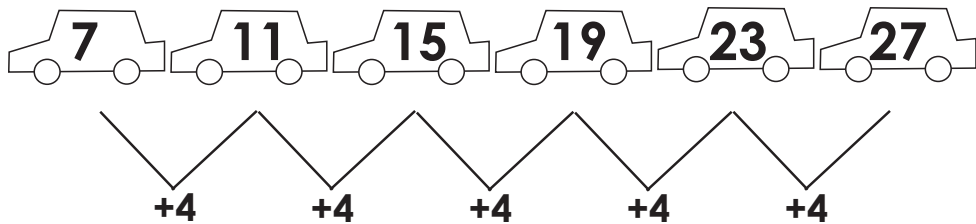


## Write the words

- The quickest : .....
- The fastest : .....
- The slowest : .....
- The most comfortable : .....
- What you have tried : .....



### Valula moonhe (4)



Manifa opatolona ei:

a.



b.



c.



d.



e.



Ondodo 2

Oshivike 9



Tateka

Etata lo:

Ondodo 2

Oshivike 9

2

6

10

4











8

12

14

## Phonics: e

r	w	j	h	a	n	t	p	d
---	---	---	---	---	---	---	---	---

Replace the beginning sound to form a new word:	Choose and write the matching letters from the letters given below:
 .....et	 .....et
 .....en	 .....en
 .....et	 .....et
 .....ed	 .....ed
 .....en	 .....en

Ondodo 2

Oshivike 9



## Verbs

Complete each sentence with the best choice of verb:

walk      write      build      bake      climb      fall

1. We always \_\_\_\_\_ to school on nice days.
2. My brother likes to \_\_\_\_\_ things with Legos.
3. I couldn't wait to \_\_\_\_\_ the tree and see far away.
4. I am going to help Nana \_\_\_\_\_ a pie.
5. If Bob isn't careful he will \_\_\_\_\_ off his bike.

Ondodo 2

Oshivike 9





Tunga po 10

Tete, wanifa onhomola 10 ndee to valula osho sha shaala po.

10 + 4 = 14

\_\_\_\_\_ + \_\_\_\_\_ = \_\_\_\_\_

\_\_\_\_\_ + \_\_\_\_\_ = \_\_\_\_\_

\_\_\_\_\_ + \_\_\_\_\_ = \_\_\_\_\_

\_\_\_\_\_ + \_\_\_\_\_ = \_\_\_\_\_

\_\_\_\_\_ + \_\_\_\_\_ = \_\_\_\_\_

\_\_\_\_\_ + \_\_\_\_\_ = \_\_\_\_\_

\_\_\_\_\_ + \_\_\_\_\_ = \_\_\_\_\_

Ondodo 2

Oshivike 9

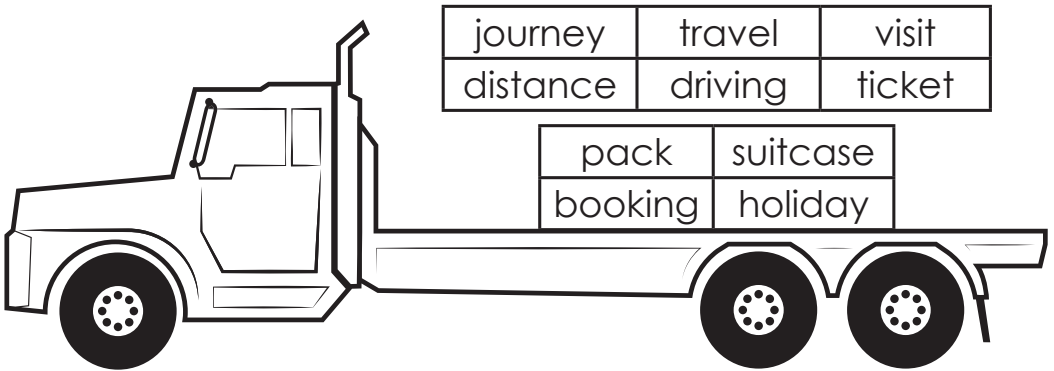


# English Activity

## Creative writing

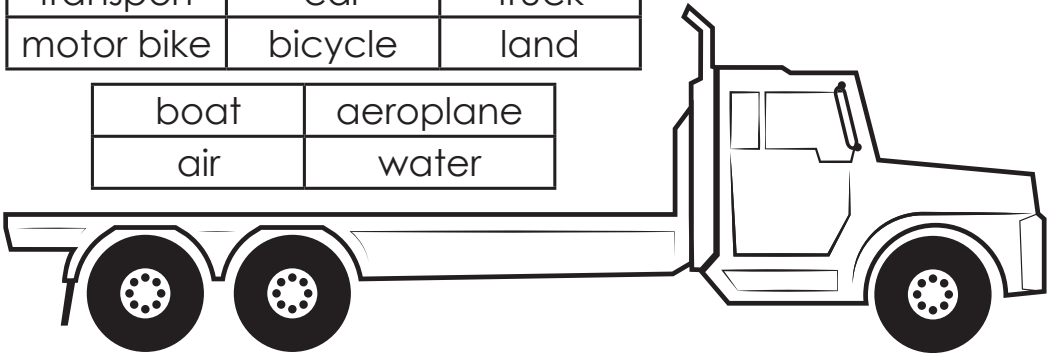
A

You must be able to read these words about transport:



transport	car	truck
motor bike	bicycle	land

boat	aeroplane
air	water



Choose any 5 words and make your own sentences.  
Remember your **capital letters** and **full stops**.

---



---



---



---



---



---



---




---



# Omutima woshikwatelwa


Yelakanifa ouhapu woshikunguluki. Shanga shihapu ile shinini moukololo ava.

1.




Two empty rectangular boxes for writing the number of glasses.

2.




Two empty rectangular boxes for writing the number of glasses.

3.




Two empty rectangular boxes for writing the number of glasses.

4.




Two empty rectangular boxes for writing the number of glasses.

5.



Two empty rectangular boxes for writing the number of glasses.

6.



Two empty rectangular boxes for writing the number of glasses.

Ondodo 2





















Oshivike 9



## Okwoongela ouyelele

Nghee ounona ha ve uya kofikola Omaandaxa.

Edididliko keshe ota li ulike nghee ounona hava i kofikola.

Okweenda							
Otuwa							
Ombashikela							
Obesha							

1. Ounona vangapi hava ende kolupadi oku ya kofikola? \_\_\_\_\_
2. Ounona vangapi hava yi neembashikela? \_\_\_\_\_
3. Ounona vangapi have uya notuwa? \_\_\_\_\_
4. Ounona vangapi have uya nobesha yofikola? \_\_\_\_\_
5. Ounona vangapi ihava ende keemhadi? \_\_\_\_\_
6. Ounona vahapu ove uyile ngapi kofikola fiku olo? \_\_\_\_\_



Look at the picture. Read the words and complete the word puzzle:

TV	radio	newspaper
magazine	computer	telephone

1  
s  
m

2  
m a

3  
r

4  
t


5  
n p

6  
h o

7  
t e

## Constructing 2-3 letter words

1. Use the vowels and consonants to build your 2 letter words.



Example: an

---



---



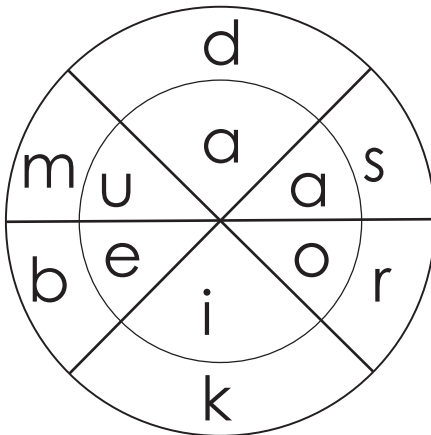
---



---

Ondodo 2

2. Look at the letters in the wheel and write 3 letter words you see on the lines




---



---



---



---

Oshivike 10



## Tungapo 10

Ninga omulongo u ku kwafe okukitakununa.

$$6 + 4 + 8 = \square$$

10

$$7 + 3 + 2 = \square$$

$$4 + 6 + 4 = \square$$

$$9 + 1 + 4 = \square$$

$$1 + 8 + 2 = \square$$

$$5 + 5 + 3 = \square$$

$$5 + 5 + 5 = \square$$

$$8 + 2 + 3 = \square$$

$$1 + 7 + 3 = \square$$

$$6 + 4 + 2 = \square$$

$$9 + 1 + 7 = \square$$

$$7 + 3 + 4 = \square$$



# Plurals

Write the plural words: Add 's or 'es.

Hint: For nouns ending in s, ch, sh, or x; add -es at the end.

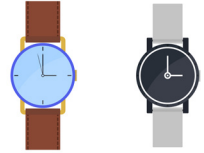
newspaper

\_\_\_\_\_



watch

\_\_\_\_\_



apple

\_\_\_\_\_



cat

\_\_\_\_\_



car

\_\_\_\_\_



brush

\_\_\_\_\_



box

\_\_\_\_\_




sandwich

\_\_\_\_\_



cellphone

\_\_\_\_\_



book

\_\_\_\_\_



Ondodo 2

Oshivike 10



## Conjunctions

Complete the sentences using the conjunctions from the box. Use each word only once.

and	or	before	
because	but	so	after

- Let's go to the bakery..... get a treat.
- You will need to put your coat on.....we go.
- I'll open the door..... we can go in.
- Would you prefer a pink ..... blue cupcake?
- Would you prefer to get a phone..... a tablet?
- They both look good, ..... you can only choose one.
- We can go to the park ..... we finish eating.



## Okumeta: Ondjudo

Shikulafanifa oinima keshe ili momukweyo oku dja 1 fiyo 3  
Longifa (1) imwe kwaashi shidjuu nanhatu kwaashi shipushipu.

a.








b.








c.








d.









### Eshivometo Omalupe (2D)

Teta mo omalupe ndee to ashikulafanifa u ninge efano lupe loye.



Ondodo 2

Oshivike 10





## Digraphs

A digraph is a blend of two letters that makes a sound.

1. Say the name of the picture at the beginning of the row.
2. Circle the word that begins with the same sound as the picture.



ship      city      happy      hay



sun      snip      apple      ants



brush      cheese      bows      cans


Say the name of the pictures at the beginning of the row. Circle the word that **begins with the same sound** as the picture.



comb      girl      bunny      key



shirt      hard      boy      mail



rabbit      many      cat      white

## Diphthongs

e and w = ew

4

Choose the correct word to complete each sentence.

1. The wind \_\_\_\_\_ the tree down. (**blew / flew**)
2. Dad bought a \_\_\_\_\_ car. (**few / new**)
3. My puppy likes to \_\_\_\_\_ (**chew / crew**) my toys.
4. The birds \_\_\_\_\_ south for the winter. (**flew / knew**)
5. Mom is a \_\_\_\_\_ minutes late. (**new / few**)
6. I \_\_\_\_\_ a picture of a dog. (**crew / drew**)
7. My mom made \_\_\_\_\_ for dinner. (**dew / stew**)
8. I love to \_\_\_\_\_ bubble gum. (**new / chew**)



**Lesha omivalu ta di shikula ndee to nyamukula omapulo moukololo va yandjwa.**

1. Tate okwa pangela eeladio mudidimbe 12 metitatu mofitola yaye. Ta pangele vali di li nhano etine. Tate okwa pangele eeladio mudidimbe ngapi adishe kumwe?

---

2. Ame nookaume kange 3 ohatu landifa oifokundaneki. Nge keshe umwe okwa landifa oifokundaneki 5, atushe kumwe otwa landifa oifo ingapi?

---

3. Sam oku na kushanga eembapila 15. Okwa shanga po ashike 7. Eembapila ngapi natango e na okushanga?

---

4. Mongulufikola yoye omwe uya ovahongwa 12 vo movahongwa 20. Ovahongwa vangapi va faula?

---

5. Daniel okwa shiiva ookaume 20 koshivilodalo shaye. Okwa tuma omashiivo 13. Omashiivo angapi natango e na okutuma?

---

6. Ove ou na omaano edalo 18. Etata lo mu o ola dja kovakwanedimo loye, naamwe okwa dja kookaume. Okaume koye ove ku pa omaano angapi?

---

7. Mepandaanda letu omu na omaumbo 10. Eumbo keshe oli na eeladio mudidimbe 3. Eeladiomudidimbe adishe kumwe odi li ngapi?

---

8. Owa tuvikilila edalo loye N\$ 5. Meme okwe ku pa N\$3 natate te ku pe N\$10.00. Paife ou na oimaliwa ingapi?

---

# Omilongo noixupe

Okapandi keshe koufi oke na outi 10.


Valula outi ovo ndee to va shange momilongo noixupe.



Outi	Oixupe




Outi	Oixupe



Outi	Oixupe



Outi	Oixupe



Outi	Oixupe



Outi	Oixupe

Ondodo 2

Oshivike 10





# Creative writing

Read the story below and write 5 sentences to complete the story.

Ann is having a birthday party. She wants to invite all her friends. She tells them about all the nice things that will happen at her party. Everyone coming to the party must wear a pink shirt and

---

---

---

---

---

---

---

---

---

---

Ondodo 2

Oshivike 10



$7 - 4 = \underline{\quad}$

$28 - 26 = \underline{\quad}$

$19 - 2 = \underline{\quad}$

$29 - 22 = \underline{\quad}$

$18 - 7 = \underline{\quad}$

$5 - 5 = \underline{\quad}$

Ondodo 2

$9 - 5 = \underline{\quad}$

$15 - 12 = \underline{\quad}$

$6 - 6 = \underline{\quad}$

$17 - 15 = \underline{\quad}$

Oshivike 10

$11 - 4 = \underline{\quad}$

$18 - 12 = \underline{\quad}$

$18 - 4 = \underline{\quad}$

$13 - 12 = \underline{\quad}$

$17 - 14 = \underline{\quad}$

$15 - 13 = \underline{\quad}$

$19 - 16 = \underline{\quad}$

$20 - 19 = \underline{\quad}$

$17 - 5 = \underline{\quad}$

$9 - 5 = \underline{\quad}$





# ESTEEMED STAKEHOLDERS

On behalf of the Ministry of Education Arts and Culture, we wish to take this opportunity to thank you all, who have completed the survey as per our call. The survey has made it possible for all the schools that has completed it fully, to be able to receive the correct number of books in terms of quantities as well as the amount of books needed for languages used.

We are certain that there are schools that has not yet completed due to various challenges and we are kindly requesting the Principals of such schools to get in touch with our office at mobile number +264 81 850 3609 or by email [sophy@nmh.com.na](mailto:sophy@nmh.com.na) to be able to still receive their surveys so that we complete the process.

We are confident that this initiative by the Ministry of Education, Arts and Culture is embraced by all stakeholders and as a distribution partner, we look forward to a productive 2021.

**NMH** NAMIBIA  
MEDIA  
HOLDINGS



# Success begins with education

Parents will be able to visit the website and watch daily videos or they can subscribe to our Zoshy Telegram channel to receive daily videos. One can also download the PDF version of the book on the website. Also watch our daily show on Active Kids to watch your favourite lessons.



<https://t.me/zoshyonline>



ONLINE

For extra perks!

How does it work?



## Easy peasy steps to follow

## Register at zoshy

You can save your favourite lessons and find them easier



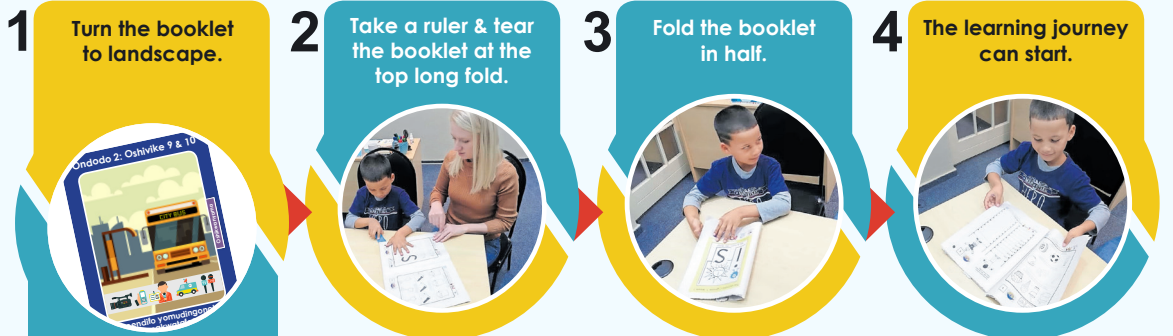
- Step 1: Find us at [www.zoshy.online](http://www.zoshy.online) or scan the QR code
- Step 2: Find your grade and select the year
- Step 3: Choose your language
- Step 4: Choose the week you want to learn out of
- Step 5: Choose lessons from what lessons there are
- Step 6: Download booklet if you do not have it
- Step 7: Watch and follow the teacher as she explains what to do in the book
- Step 8: Follow us on Facebook (Zoshy & Active Kids ) to never miss a video
- Step 9: Subscribe to our Zoshy Telegram channel if you want to receive daily updates



[www.zoshy.online](http://www.zoshy.online)

In collaboration with the Ministry of Education, Arts and Culture

PRINT



**STEPS**  
HOW TO TEAR & USE  
THE BOOKLET

