

Grade 2 / 3: Week 3




Culture & Cultural events



Ministry of Education,
Arts and Culture





Lesson Number

This publication is a collaboration between the Ministry of Education, Arts and Culture and Namibia Media Holdings. This publication is sponsored by the Ministry.

Copyright © Ministry of Education, Arts and Culture. All parts of this specific publication cannot be reproduced, stored in a retrieval system or transmitted in any form or by any means, electronic, mechanical, photocopying, recording or otherwise without prior permission of the Ministry of Education, Arts and Culture or the Publisher.

Production by: Namibia Media Holdings

Printing: Newsprint Namibia



Month: May 2020

| Sunday | Monday | Tuesday | Wednesday | Thursday | Friday | Saturday |
|--------|--------|---------|-----------|----------|--------|----------|
| | | | | | 1 | 2 |
| | | 5 | | | | 9 |
| | 11 | | 13 | | 15 | |
| 17 | | | | 21 | | |
| 24 | | | 27 | | | 30/31 |

Complete the following sentences:

- The name of the month is _____.
- The month has _____ days.
- The first day is a _____.
- The last day is a _____.
- One week has _____ days.
- There are _____ days in 2 weeks.
- Which two days are part of the weekend?
_____ and _____.

Grade 3 level

Choose the correct word from the box and complete the sentences below.

| | | | | | |
|---------|--------|-----------|----------|------|----------|
| January | August | February | May | June | October |
| March | April | September | December | July | November |

1. First month of the year
2. Last month of the year
3. Month after June
4. Month before September
5. Month between May and July
6. Second month of the year
7. Tenth month of the year
8. Third month of the year
9. Month between March and May
10. Fifth month of the year
11. Month before October
12. Month before December



Grade 2 level

Comparisons

Circle the number that is greater.

| | | |
|----|---|----|
| 13 | 9 | 10 |
|----|---|----|

| | | |
|----|----|----|
| 21 | 12 | 14 |
|----|----|----|

| | | |
|----|----|----|
| 17 | 15 | 13 |
|----|----|----|

| | | |
|----|----|----|
| 10 | 11 | 12 |
|----|----|----|

| | | |
|----|----|----|
| 16 | 14 | 15 |
|----|----|----|

| | | |
|----|----|----|
| 19 | 15 | 18 |
|----|----|----|

| | | |
|----|----|----|
| 26 | 28 | 24 |
|----|----|----|

| | | |
|----|----|----|
| 29 | 22 | 27 |
|----|----|----|

| | | |
|----|----|----|
| 20 | 15 | 23 |
|----|----|----|

| | | |
|----|----|----|
| 21 | 26 | 28 |
|----|----|----|





| | | |
|----|----|----|
| 27 | 22 | 25 |
|----|----|----|

| | | |
|----|----|----|
| 26 | 25 | 23 |
|----|----|----|

Grade 3 level

Greater than (>) and Less than (<)

Example:

| | | |
|---|---------|---|
|  | $6 > 4$ |  |
|  | $3 < 5$ |  |

Complete the following by filling in > or <:

• 16 31

• 70 40

• 27 28

• 43 81

• 20 60

• 34 33

• 14 91

• 10 30

• 26 38

• 0 10

• 80 20

• 43 38

• 15 12

• 90 60

• 93 36

• 17 61

• 50 10

• 12 13



Grade 3 level

Place value

Example:

$1\underline{3}4 = 30 = 3 \text{ tens}$ / $5\underline{7}2 = 2 = 2 \text{ units}$ / $\underline{7}28 = 700 = 7 \text{ hundreds}$

What is the place value of the underlined numbers?

- | | |
|-----------------------------|-----------------------------|
| • $\underline{2}4 =$ _____ | • $\underline{9}8 =$ _____ |
| • $\underline{6}7 =$ _____ | • $\underline{1}96 =$ _____ |
| • $\underline{4}55 =$ _____ | • $\underline{7}72 =$ _____ |
| • $\underline{3}24 =$ _____ | • $\underline{2}92 =$ _____ |
| • $\underline{1}35 =$ _____ | • $\underline{2}44 =$ _____ |
| • $\underline{6}7 =$ _____ | • $\underline{1}1 =$ _____ |
| • $\underline{5}94 =$ _____ | • $\underline{7}83 =$ _____ |
| • $\underline{9}99 =$ _____ | • $\underline{6}01 =$ _____ |
| • $\underline{1}88 =$ _____ | • $\underline{4}5 =$ _____ |
| • $\underline{7}91 =$ _____ | • $\underline{9}24 =$ _____ |

Build the following numbers:

Example: $50 + 8 = 58$

- | | |
|-----------------------------|--------------------------|
| • $20 + 3 =$ _____ | • $10 + 6 =$ _____ |
| • $100 + 40 + 2 =$ _____ | • $40 + 1 =$ _____ |
| • $500 + 9 =$ _____ | • $900 + 90 + 5 =$ _____ |
| • $60 + 6 =$ _____ | • $300 + 70 =$ _____ |
| | • $800 + 40 + 8 =$ _____ |

Geometry

These objects have different 2D shapes.

Choose and write the correct name for each shape provided within the box below.




triangle

circle

rectangle





oval

square



Grade 2 level**Corners and sides**




Complete the table:

| Picture | Name | Number of corners | Number of sides |
|---|-----------|-------------------|-----------------|
|  | triangle | 3 | 3 |
|  | circle | | |
|  | rectangle | | |
|  | square | | |

Grade 3 level

Geometry




Sort out the shapes according to their geometrical properties.

| Shape | Number of sides | Number of vertical lines | Number angles | Number right angles |
|---|-----------------|--------------------------|---------------|---------------------|
|  Pentagon | | 1 | 5 | |
|  Octagon | 8 | | 8 | |
|  Star | 10 | 0 | | 5 |

Grade 2 level

Measurement: Money

Write the amount of money for:

| | | |
|--|--|---|
|  = |  = |  = |
|--|--|---|

Describe the notes:

| Note | Colour | Head on the front | Animal at the back | Number of animals |
|-------|--------|-------------------|--------------------|-------------------|
| N\$10 | | | | |
| N\$20 | | | | |
| N\$50 | | | | |

Grade 3 level

Work out the money:

- $\text{N}\$20 + \text{N}\$50 = \text{N}\$70$

- $\text{N}\$10 + \text{N}\$15 =$


- $\text{N}\$10 + \text{N}\$20 =$

- $\text{N}\$20 + \text{N}\$5 =$

- $\text{N}\$40 + \text{N}\$10 =$

- $\text{N}\$5 + \text{N}\$5 =$

- $\text{N}\$20 + \text{N}\$30 =$



Grade 2 level**Ordering numbers**

Fill in the missing numbers, before, after and in between.

| | | |
|--|----|--|
| | 17 | |
|--|----|--|

| | | |
|----|--|----|
| 15 | | 17 |
|----|--|----|

| | | |
|---|--|----|
| 9 | | 11 |
|---|--|----|

| | | |
|--|----|--|
| | 11 | |
|--|----|--|

| | | |
|--|----|--|
| | 19 | |
|--|----|--|

| | | |
|----|--|----|
| 14 | | 16 |
|----|--|----|

Grade 3 level

| | | |
|-----|--|-----|
| 108 | | 110 |
|-----|--|-----|

| | | |
|-----|--|-----|
| 218 | | 300 |
|-----|--|-----|

| | | |
|--|-----|--|
| | 316 | |
|--|-----|--|

| | | |
|--|-----|--|
| | 115 | |
|--|-----|--|

| | | |
|-----|--|-----|
| 217 | | 219 |
|-----|--|-----|

| | | |
|-----|--|-----|
| 312 | | 314 |
|-----|--|-----|

Grade 2 level

Word sums:

How do we do word sums?

1. Read the sum carefully.
2. Circle the numbers.
3. Draw the sum if you are struggling.
4. Is it a plus or a minus sum?
5. Write and do the sum.

Example:

Peter has 4 apples.

Sam has 3 apples.

How many apples do they have together?

●●●● + ○○○○

It is a plus sum.

$4 + 3 = 7$ apples

Do the following word sums:

1. Mark has 9 pens. Only 5 of his pens still has ink.

How many pens are empty?

.....

2. Maria has 2 sons each son has 5 cars.

How many cars do they have all together?

.....

3. Johan has 6 balls and Karel has 7 balls.

How many balls do they have all together?

.....

4. Mary has 7 toffies. She eats 3 toffees and buys 4 more.

How many toffies does she have now?

.....



Problem solving:

1 A vendor sold 36 tins of tuna on Saturday and 18 tins on Sunday. How many tins did he sell all together?

2. A baker wants to sell all 63 loaves of bread that he is having on the shelves before he bakes fresh bread. By 11 o'clock, he had sold 23 loaves. How many loaves are still left?

3. Mother went to buy oranges at the supermarket. She needed 56 oranges to bake an orange cake, but there were only 23 oranges. How many oranges does she still need to buy?

4. Sarah bought the following fruit to make a fruit salad: 7 oranges, 6 bananas, 2 strawberries, 2 mangoes, and 1 pineapple. How much fruit did she buy all together?

5. Peter has 3 bunches of grapes. On each bunch is 30 grape grains. How many grape grains does he have all together?

Data handling:

Amber drew a graph showing the amount of money she spent on cultural activities for the month of March.

| | | | | | |
|-----|-------|-----|-------|-------|-------|
| 80 | | | | | |
| 70 | | | | | |
| 60 | | | | | |
| 50 | | | | | |
| 40 | | | | | |
| 30 | | | | | |
| 20 | | | | | |
| 10 | | | | | |
| N\$ | Sport | Art | Drama | Choir | Dance |

Grade 2 level

Answer the following questions:

1. How much money did Amber spend on drama?
2. How much money did Amber spend on sport?
3. On which activity did she spend the most money?
4. How much money did she spend on art, drama and dance together?
.....


Grade 3 level

Answer the following questions:

5. How much money did she spend more on dance than on art?
.....
6. How much money did she spend on art and choir?
.....
7. How much more money did she spend on sport than on choir?
.....
8. On what activity did she spend the least money?
.....



Multiply the numbers by the centre number and write it on the outside of the circle.



Grade 2 level

Long and short vowels

Colour the long vowel with red and
the short vowel with blue.

like

sit

frog

net

reel

big

boat

bait

hat

cold

tug

pole



Grade 2 and Grade 3 level

Word Search:

Find the **sh**, **ch**, **th** and **wh** words.
Colour in the words as you find them.

| | | | |
|-------|-------|-------|-------|
| shop | chat | thin | when |
| shell | chin | thick | whip |
| shin | chips | thumb | whisk |

| | | | | | | | | | |
|---|---|---|---|---|---|---|---|---|---|
| s | h | o | p | k | s | g | q | r | w |
| t | b | d | f | m | p | r | s | h | p |
| h | s | w | h | i | s | k | e | p | s |
| i | l | l | e | h | s | n | f | s | h |
| n | d | c | s | b | m | u | h | t | i |
| r | r | c | h | s | n | p | s | s | n |
| t | s | a | s | i | s | s | i | s | m |
| a | u | l | h | s | p | q | v | h | s |
| h | s | c | q | r | w | s | a | y | w |
| c | c | e | g | i | t | h | i | c | k |

Grade 2 level

Prepositions

Use the prepositions in the block to fill in the sentences so they fit with the pictures.

| | | | | |
|--------|----|-------|----------|----|
| behind | on | under | in front | in |
|--------|----|-------|----------|----|



1. The chick is _____ the egg.

2. The cat is _____ the mat.



3. The boy sits _____ the tree.

4. The girl is _____ the chair.



5. The snail is _____ of the flowers.



Grade 3 level

Look at the picture below
and then answer the following questions:



Complete the sentences using the words in the box:

in

on

under

towards

to

behind

a) The child is looking the blanket.

b) The carving is a box.

c) The man is sitting a box.

d) The man is walking a woman.

e) The boy is talking the girl.

f) The girl is hiding the tree.

Grade 2 level

Articles.

Choose and write the correct article

Example: a cat
an apple

a

an

1. _____ hour

8. _____ sheep

2. _____ cupboard

9. _____ bathroom

3. _____ book

10. _____ bag

4. _____ egg

11. _____ orange

5. _____ cloud

12. _____ sun

6. _____ ugly hat

13. _____ old bike

7. _____ lovely day

14. _____ brave man



Grade 3 level

Definite and Indefinite articles.

Fill in the missing definite or indefinite articles



1. We saw _____ lion at the zoo.
2. I eat _____ apple everyday.
3. Blue is _____ favourite colour of mine.
4. _____ umbrella is useful for when it rains.
5. Dad and I are building _____ ramp today.
6. I have _____ red wagon.
7. Mom waited more than _____ hour in the traffic.
8. I saw _____ book you were looking for on the table.
9. _____ boy is kicking the ball.
10. My dog is eating _____ bone.

Grade 2 and Grade 3 level

Nouns and adjectives.

Fill in the correct **noun**. Use the words in the block.

A noun is something you can see, touch, feel, hear and taste.

chair door garden bag dog

- 1. The _____ is made from wood.
- 2. My _____ is heavy.
- 3. Please close the _____ .
- 4. The brown _____ barks.
- 5. The _____ is green.

Fill in the correct **adjectives**.

Use the words in the block.

An adjective describes a noun.

green big cold hot

- 1. The _____ ball is heavy.
- 2. The _____ truck is noisy.
- 3. I drink a _____ milkshake.
- 4. I love _____ soup in the winter.



Grade 2 and Grade 3 level
Pronouns and verbs

 Fill in the correct **pronoun**.

Use the words in the block.

A pronoun that we use to replace a noun.

she
their
mine
it
my
our
we

1. That bag is _____ , _____ is blue.
2. Suzy says that _____ likes school.
3. Josh and Jack like to visit _____ mom.
4. _____ school is big.
5. When the school closes for the holidays _____
are all going on vacation.

 Fill in the correct **verb**. Use the words in the block.

A verb is a doing word.

runs
read
sleep
sit
play
eat
drinks

1. I _____ a book.
2. We _____ with our toys.
3. The children _____ in their beds.
4. The boy _____ .
5. The girl _____ her milk.

Grade 2 level

Reading comprehension

Read the story and answer the questions that follow.

Our country

My name is Cekar. I come from Windhoek, the capital city of Namibia. We have different cultural groups, but I am a Damara. I speak Khoekhoegowab, English and Afrikaans. My friend is from the Oshiwambo tribe. She loves to eat mahangu. My teacher speaks Ohjiherero with me sometimes. She always says, "Mundu wange", which means: My child, I love Namibia.

Answer the questions:

1. From which country is Cekar?

2. How many languages can Cekar speak?

.....

3. What tribe is Cekar's friend?

4. What is the capital city of Namibia?

.....

5. How does Cekar feel about Namibia?

.....

**Grade 3 level****The new dress.**

Agnes was sad. She had been invited to her friend's birthday party. She should have been happy. The party was a princess party.

Each girl had to wear a pretty dress and a crown, so they looked like a princess and they had to say what type of princess they were.

Agnes was sad because she did not have a dress. She knew that her parents did not have money to buy her a party dress. So she was going to the party in her traditional dress. Mother said: "Don't be sad. I have a plan. You must just wait and see." For the next few days Mother spent a lot of time in her room with the door closed. Agnes wondered what she was doing in her room.

Answer the questions:

1. What kind of a party was Agnes invited too?

.....

2. Why was Agnes sad?

.....

3. What did the other girls wear to the party?

.....

4. What was Agnes planning to wear to the party?

.....

5. Do you think Agnes will love what her mom made for her? How do you think the story will end?

.....

.....

Grade 2 level

Syllables

Words are made up of parts called syllables. Each syllable has a vowel sound. A fun way to count syllables is to clap as you read each word.

Examples: bat: 1 clap, 1 syllable
mon-key: 2 claps, 2 syllables
cul-tu-ral-: 3 claps, 3 syllables

Read each word as you clap the syllables. Write the number of syllables each word has.

- | | |
|---------------------|----------------------|
| 1. monster _____ | 11. candy _____ |
| 2. butterfly _____ | 12. understand _____ |
| 3. cat _____ | 13. popcorn _____ |
| 4. basket _____ | 14. jump _____ |
| 5. strawberry _____ | 15. football _____ |
| 6. rabbit _____ | 16. reading _____ |
| 7. basketball _____ | 17. math _____ |
| 8. sister _____ | 18. playground _____ |
| 9. winter _____ | 19. elephant _____ |
| 10. family _____ | 20. fan _____ |




Grade 2 and Grade 3 level

Fill in the missing numbers in the table

| | | | | | | | | | |
|-----|-----|-----|-----|-----|-----|-----|----|-----|-----|
| 1 | 2 | | 4 | 5 | | 7 | 8 | | 10 |
| 11 | | 13 | 14 | | 16 | 17 | | 19 | 20 |
| | 22 | 23 | | | 26 | | 28 | 29 | |
| 31 | 32 | | | 35 | | | | | 40 |
| 41 | | 43 | 44 | | 46 | 47 | | | |
| | | 53 | | | | | 58 | | 60 |
| 61 | | | | 65 | | | | 69 | |
| 71 | | | 74 | | 76 | 77 | | | 80 |
| | | 83 | | 85 | | | 88 | | |
| 91 | 92 | | | 95 | | 97 | | | 100 |
| | | 103 | 104 | 105 | | | | | 110 |
| | | | 114 | | 116 | | | | |
| | 122 | | | | | | | 129 | |
| 131 | | | | 135 | | 137 | | | |
| | | 143 | | | | | | | 150 |



How to teach your child about washing their hands.



By washing and sanitising your hands regularly you will help avoid me travelling around.



Sing the alphabet song while washing your hands, to make sure they are super clean.

Success begins with education

Parents will be able to visit the website and watch daily videos from a teacher that will teach their children about various topics in the booklet. One can also download the PDF version of the book on the website.

ONLINE

Start learning anywhere - on your smartphone, tablet or desktop computer at home or follow the instructions on each printed page.



For extra perks!

How does it work?

Register at zoshy

You can save your favourite lessons and find them easier

Easy peasy steps to follow

- Step 1:** Find us at www.zoshy.online or scan the QR code
- Step 2:** Find your grade
- Step 3:** Choose which book you want to learn out of today
- Step 4:** Choose lessons from what lessons there are
- Step 5:** Download booklet if you do not have it
- Step 6:** Watch and follow the teacher as she explains what to do in the book
- Step 7:** Follow us on Facebook (Zoshy) to never miss a video and join the community



www.zoshy.online

In collaboration with the Ministry of Education, Arts and Culture

PRINT

1

Turn the booklet to landscape.



2

Take a ruler & tear the booklet at the top long fold.



3

Fold the booklet in half.



4

The learning journey can start.



STEPS
HOW TO TEAR & USE
THE BOOKLET

