

# Grade 1/Harade 1: Week/Sivike 7 & 8

## Autumn & Revision/ Mangenyena ne Rugururo

English / Rukwangali



Ministry of Education,  
Arts and Culture



unicef   
for every child





- |          |          |          |          |          |
|----------|----------|----------|----------|----------|
| <b>1</b> | <b>2</b> | <b>3</b> | <b>4</b> | <b>5</b> |
|----------|----------|----------|----------|----------|

These numbers indicate which day you can complete each worksheet! But if you want to, you can work ahead and do the rest as well.

**This publication is a collaboration and joint sponsorship between The Ministry of Education, Arts and Culture and Amos Meerkat Syllabus who are supported by Hollard and FNB Namibia.**

**Copyright © Ministry of Education, Arts and Culture.** All parts of this publication cannot be reproduced, stored in a retrieval system or transmitted in any form or by any means, electronic, mechanical, photocopying, recording or otherwise without prior permission of the Ministry of Education, Arts and Culture or the Publisher.

**Production by: Namibia Media Holdings**  **NAMIBIA MEDIA HOLDINGS** **Printing: Newsprint Namibia** 

**The Ministry of Education, Arts and Culture**  
[www.moe.gov.na](http://www.moe.gov.na)



## Vocabulary / Mauhwinkango

Read, trace and write the vocabulary words:/  
Resa, kwama ntani otjange mauhwinkango ogo:

sun	sun		ezuva	ezuva	
-----	-----	--	-------	-------	--

wind	wind	mpepo	mpepo
------	------	-------	-------


cold	cold		mufu	mufu
------	------	--	------	------

warm	warm		upyu	upyu
------	------	--	------	------

Neina epumbo mpepo  
kuna kara: \_\_\_\_\_

Faneka efano olikide  
nontanto doge odo: \_\_\_\_\_

Draw a picture to illustrate your sentence above: /



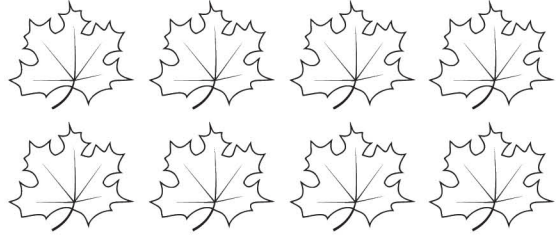
## The Number 7. / Nomora 7

1 2 3 4 5 6 7 8 9 10

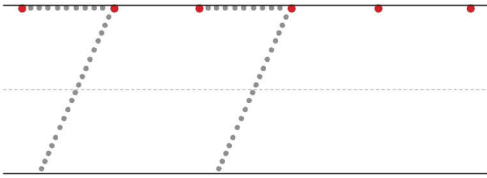
Trace / kwama



Colour 7 images: / Tjekena mafano ogo 7:

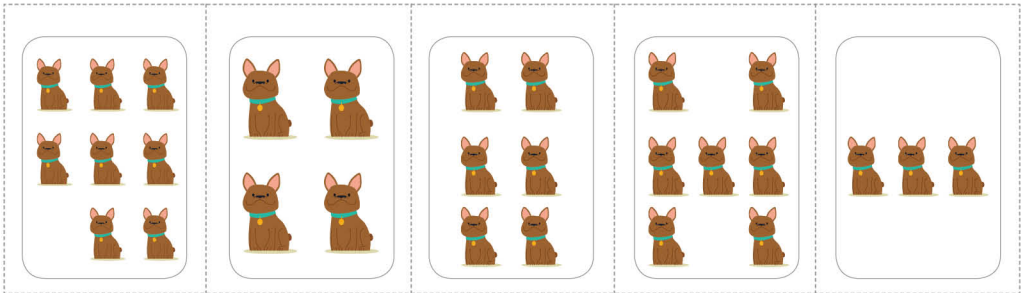


Trace / kwama



seven

Circle the box with seven images: / Dingilika simbangu so mafano ntambali.




Fill in the missing number: / Zwidamo nonomora dina dilimo:



## Syllables

Read the word in each box and clap the syllables. Colour the correct number of syllables in each word.




heart

1	2	3
---	---	---



cupcake

1	2	3
---	---	---




butterfly

1	2	3
---	---	---




chocolate

1	2	3	4
---	---	---	---




flowers

1	2	3
---	---	---



balloon

1	2	3
---	---	---



key

1	2	3
---	---	---



puppy

1	2	3
---	---	---



mail

1	2	3
---	---	---



1.5 metres



## English / Rukwangali

## Sight words / Nonkangomonayiko

Read it!

Yi resal!

one

and

zimwe

ntani

two

my

mbali

zange

three

in

ntatu

mo

to

it

ko

aso

Unscramble the words

Wapeka nonkango odo:



wto \_\_\_\_\_

limba \_\_\_\_\_

ym \_\_\_\_\_

ni \_\_\_\_\_

gezan \_\_\_\_\_

eethr \_\_\_\_\_

tntau \_\_\_\_\_

om \_\_\_\_\_

ti \_\_\_\_\_

ot \_\_\_\_\_

osa \_\_\_\_\_

ok \_\_\_\_\_



Simbangu sepaparonkango

m	b	a	l	i	e	w	u	j
o	i	s	n	t	q	a	e	r
i	k	o	e	o	r	n	n	o
z	i	m	w	e	y	d	t	o
a	a	q	u	p	f	p	n	i
n	r	s	t	t	o	t	r	n
g	n	t	a	n	i	o	e	r
e	w	q	m	q	u	y	a	o

Build a sentence with the word 'my':/

Tunga ntato kuruganesa "zange": \_\_\_\_\_

Colour the rhyming word in each row:



tree



snow



pie



bee



candy



cat



bib



hat



hen



bat



wig



star



fox



pig



ox



top



frog



hop




dog



sun



rug



bug



net



mug



log




1.5 metres




## English / Rukwangali

Count the pictures and write the number. /  
Varura mafano ntani otjange nonomora.


How many/Ga ngapi? \_\_\_\_\_




How many/Ga ngapi? \_\_\_\_\_




How many/Ga ngapi? \_\_\_\_\_




How many/Ga ngapi? \_\_\_\_\_



How many/Ga ngapi? \_\_\_\_\_



How many/Ga ngapi? \_\_\_\_\_



Sivike 7

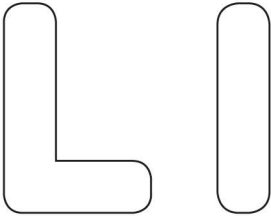
Harade 1



The 'L' sound / Muhagaro go 'L'

Colour in / tjekena mo

Colour in / tjekena mo



Circle the letter 'l' / dingilika ndanda "l":

L F l i H L J F  
 l L i V L t l j v k  
 F j l H j L l j v

lion/nyime

Sivike 7

Harade 1

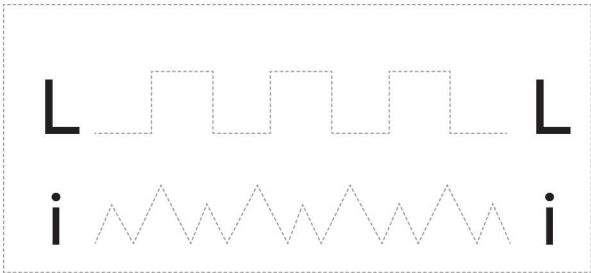
Trace/ kwama

Write/ tjanga



Trace/ kwama

- G - H - I -  
 - J - K - L -  
 - M - N - O -





English / Rukwangali

Groups of 2. / nombunga do 2.

Count in 2's: / varura mo no 2:



2



4



6



8



10

Fill in: / zwida mo:

2

.....

6

.....

10

4

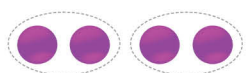
.....

8

.....

Make groups of 2: /

Example: /  
sihonena:




2

groups of two –  
nombunga do mbali



.....

groups of two –  
nombunga do mbali



.....

groups of two –  
nombunga do mbali



.....

groups of two –  
nombunga do mbali



.....

groups of two –  
nombunga do mbali

sivike 7

Harade 1

Verbs. / nonkangorugano.

Circle the correct picture: / Dingilika efano lyouhunga:

I can sing: /  
Ame kudimba:

I can run: /  
Ame kuduka:

I can teach: /  
Ame kuronga:

I can sit: /  
Ame kuhingira:


Sivike 7

Harade 1

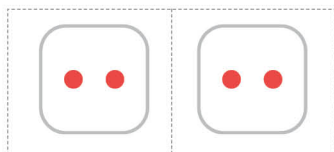
## English / Rukwangali

## Halving. / kuvalipika.

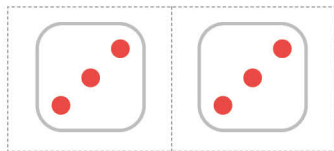
One block of the dominoes represents half of the number./  
Simbangu simwe so domino kuna sikamenepo harufa zo nomora.



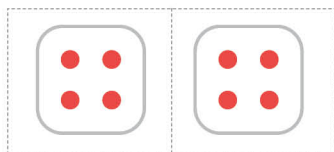
half of 2 =             
harufa zo 2 =            1



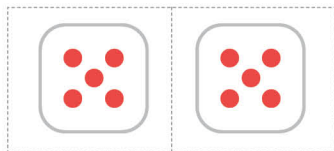
half of 4 =             
harufa zo 4 =           



half of 6 =             
harufa zo 6 =           





half of 8 =             
harufa zo 8 =           




half of 10 =             
harufa zo 10 =           

Circle half of the objects below./  
Dingilika harufa zo yininke oyo konhi:




## Word problems. / Maudigu go mononkango.

1. Tom has 4 yellow pencils and 2 red pencils. How many pencils does he have? / Timo kuna kara nono pena dekara douhenga 4 ntani 2 do nongeha. No pena dekara dingapi ana kara nado?



2. There are 3 roses and 2 sunflowers in my garden. How many flowers are there in total? / Mosikunino sange kwa karamu nombya dono ngeha 2 ntani nombya do uhenga 2. Nombya dingapi dina kara po kudi pakera?



3. 5 boys were playing in the playground. 3 girls also joined in. How many children are there? / Vamati vatano kwa danaukilire meharango lyo kudanena, vakadona 3 nawo tavaya lipakere vadane kumwe. Vanona vangapi vadanaukire?



## Phonics

Read the sounds:

a s n i o p l

Circle the sounds:

a	j	t	s
p	h	y	e
o	i	z	l

Sivike 7

Harade 1


Fill in the missing letters:




c.....t




.....nk



.....est



.....un



.....range



.....ot

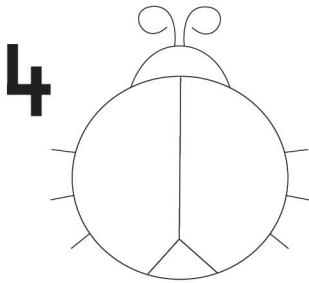


.....amp




## Halving / Kuvalipika


Share the number of spots equally between each wing. Write how many spots are on each half. / Gavera nonomora do yindomo yokuhetakana mwa nkenye evava. Tjanga asi yindomo yingapi pokuteta nonomora odo po katji.




half of 4 = \_\_\_\_\_  
helfde van 4 = \_\_\_\_\_




half of 8 = \_\_\_\_\_  
harufa zo 8 = \_\_\_\_\_




half of 12 = \_\_\_\_\_  
harufa zo 12 = \_\_\_\_\_



half of 6 = \_\_\_\_\_  
harufa zo 6 = \_\_\_\_\_



half of 2 = \_\_\_\_\_  
harufa zo 2 = \_\_\_\_\_



half of 10 = \_\_\_\_\_  
harufa zo 10 = \_\_\_\_\_

Colour in the picture. / Tjekena mefano olyo.



Sivike 7

Harade 1





## Revision / erugururo

Read the vocabulary words: / resa mauhwinkango ogo:

mother  
father  
brother  
sister  
baby  
grandmother  
grandfather

onane  
otate  
mukurwa  
mukurwa  
mukeke  
omama wovakadi  
omama wovakadi



food  
clothes  
birthday  
celebration

nondya  
yidwara  
egwaneso  
ebodjano



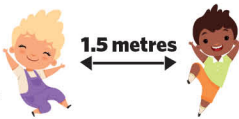
blow  
run  
straw  
huf  
build


fuda  
duka  
wayi  
fuda  
kudika



sun  
wind  
cold  
warm  
weather

ezuva  
mpepo  
mufu  
upyu  
epumbompepo






The Number 8 / nomora 8

- 1
- 2
- 3
- 4
- 5
- 6
- 7
- 8
- 9
- 10

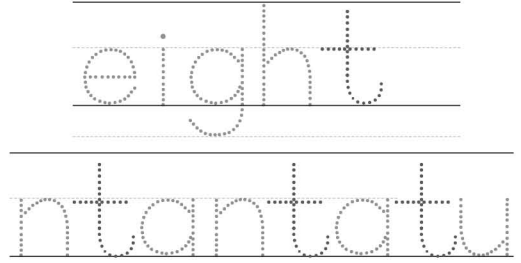
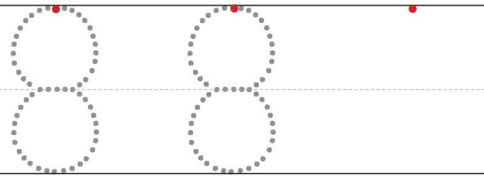
Trace / kwama




Colour 8 images: / tjekena mafano ogo 8:



Trace / kwama



Circle the box with eight images: / dingilika simbangu sina kara nomafano 8:



Fill in the missing number: / Zwida mo nonomora edi dina dili mo:



Sivike 8  
Harade 1

## Syllables

Read the words. Colour the flower that shows the right number of syllables.

ladybug



1

2

3

seed



1

2

3

snail



1

2

3

rain




1

2

3

dragonfly



1

2

3

4

water




1

2

3

flower

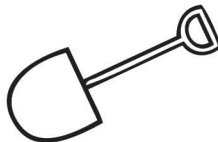


1

2

3

shovel




1

2

3

bumblebee



1

2

3

## Sight words / Nonkangomonayiko

Revise the sight words: / Rugurura nonkangomonayiko:

Read it!

Yiresa!

one

and

zimwe

ntani

two

my

mbali

zange

three

in

ntatu

mo

to

it

ko

aso

Build sentences with the following words: /

1. in / mo: \_\_\_\_\_

2. two / mbali: \_\_\_\_\_

3. and / ntani: \_\_\_\_\_



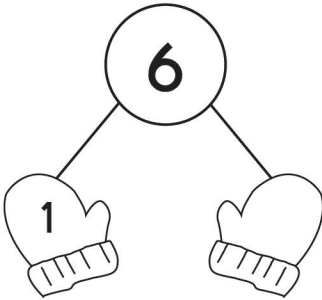

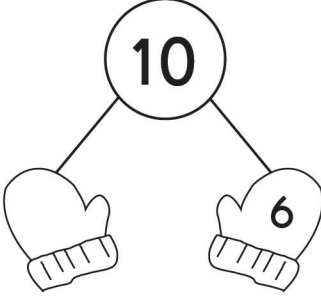
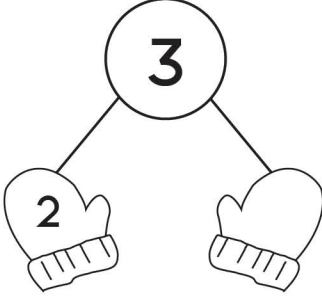
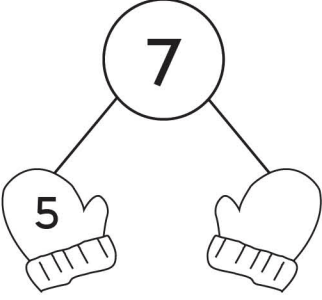
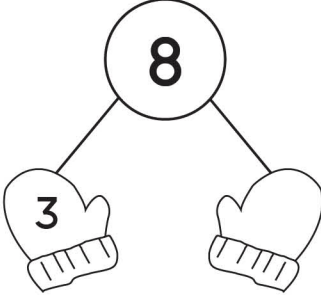
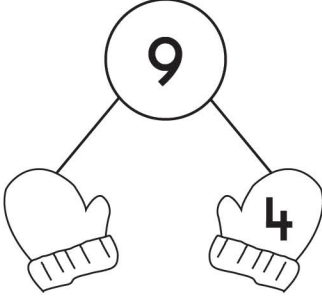

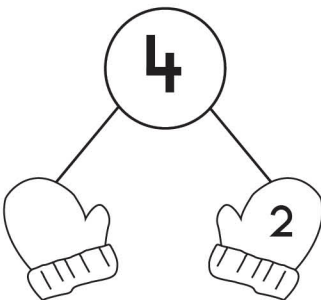
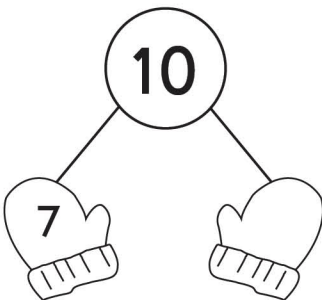
4. to / ko: \_\_\_\_\_

5. one / zimwe: \_\_\_\_\_



Number bonds: / nonomora delikwatoukwawo:

Fill in the missing number to complete the number bonds. /  
Zwidamo nonomora dinadilimo omanese nonomora delikwatoukwawo.

## English Activity

Colour the rhyming word in each row:



bat



hat



glove




tree



bib



dog



snail



sun




frog



flower



bug



orange



star



mug



book



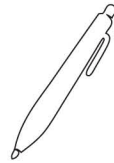
hen



fox




hop



pen



leaf



mat




shovel



wig



cat



whale



## Halving / kuvalipika

Find the halves of the amounts below: /  
Gwana no harufa dononomora odo konhi:

half of 6 =  
harufa zo 6 =

	+	
--	---	--

half of 2 =  
harufa zo 2 =

	+	
--	---	--

half of 10 =  
harufa zo 10 =

	+	
--	---	--

half of 8 =  
harufa zo 8 =

	+	
--	---	--

half of 12 =  
harufa zo 12 =

	+	
--	---	--

half of 14 =  
harufa zo 14 =

	+	
--	---	--

half of 4 =  
harufa zo 4 =

--



## Verbs / nonkangorugano

Match the words with their corresponding images: /  
Hetakanesa nonkangorugano kumwe nomafano gana kuliza.

walk  
kugenda



run  
kuduka



play  
kudana



read  
kuresa



write  
kutjanga



jump  
kuvarura



talk  
kuuyunga







English / Rukwangali


3

Groups of 3. / nombunga do 3.

Count in 3's: / Varura mono 3:



3



6



9

Make groups of 3: / ninka nombunga do 3:

Example: /  
Sihonena:



2

groups of three –  
nombunga do ntatu



groups of three –  
nombunga do ntatu



groups of three –  
nombunga do ntatu



groups of three –  
nombunga do ntatu




groups of three –  
nombunga do ntatu

Make groups of 3: / Ninka no mbunga do 3:

Sivike 8

Harade 1



## Verbs / nonkangorugano

Circle the action verb in the sentences: /  
Dingilika nonkangorugano mono ntanto odo:



1. He is hopping like a rabbit.

Age ta vatauka ngwendi ndimba.

2. Kate is drinking water.

Mate ta nu mema.

3. I am eating an apple.

Ame kuna kulya apuresa.



4. I am singing my favourite song.

Ame kuna kudimba rusumo nahara.

5. They are studying together.

Awo tava lirongo kumwe.

6. He is jumping over the ball.

Age ta vatuka mbara.



7. Ann is looking at her pet.

Anna ta tara simbisi sendi.












8. The player is running with the ball.

Mudani ta duka no mbara.



## Number bonds / Nonomoradelikwatoukwawo

Write the missing number to make 10. /  
Tjanga nomora zina dilipo yipo ogwane murongo.

## Computation / yivarero

Count the objects, write the numbers and find the sum. /  
Varura yininke, tjanga nonomora ntani gwana elimbururo.





+

=





+

=




+

=




+

=




+

=



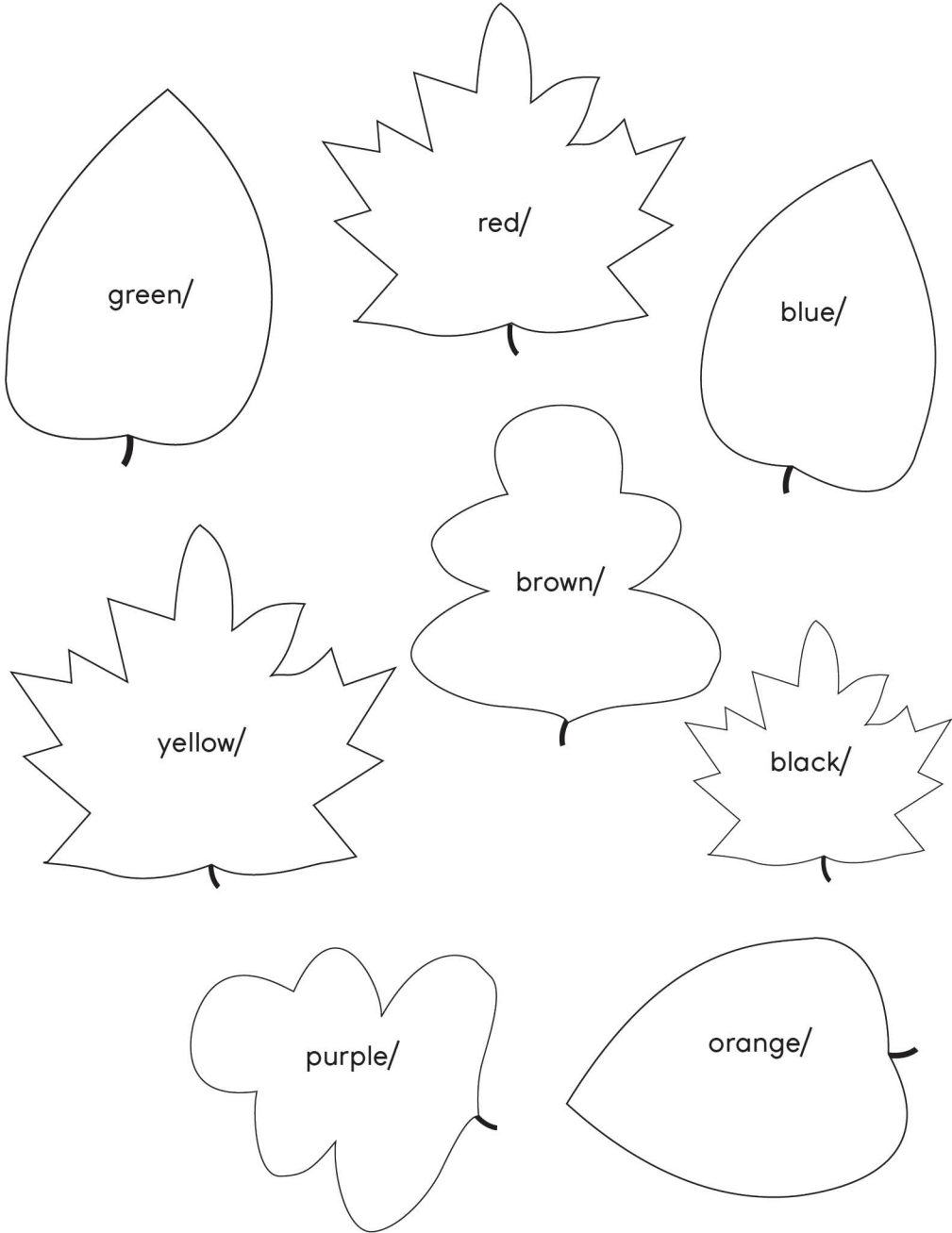
Sivike 8

Harade 1



# Autumn Colours / Maruvara go mangenyena

Read the words and colour the leaves with that specific colour. /  
Resa nonkango ntani tjekena mahako noruvara ro mangenyena.




Sivike 8

Harade 1

## Collage / evandayiko

Collage the autumn tree with used tea bags. /  
Vandayika sitji sina kulikida mangenyena, ruganesa si nsako so tiye  
varuganesa nare ovandayike mo sitji.



Sivike 8

Harade 1





# ESTEEMED STAKEHOLDERS

On behalf of the Ministry of Education Arts and Culture, we wish to take this opportunity to thank you all, who have completed the survey as per our call. The survey has made it possible for all the schools that has completed it fully, to be able to receive the correct number of books in terms of quantities as well as the amount of books needed for languages used.

We are certain that there are schools that has not yet completed due to various challenges and we are kindly requesting the Principals of such schools to get in touch with our office at mobile number +264 81 850 3609 or by email [sophy@nmh.com.na](mailto:sophy@nmh.com.na) to be able to still receive their surveys so that we complete the process.

We are confident that this initiative by the Ministry of Education, Arts and Culture is embraced by all stakeholders and as a distribution partner, we look forward to a productive 2021.

**NMH** NAMIBIA  
MEDIA  
HOLDINGS



# Success begins with education

Parents will be able to visit the website and watch daily videos or they can subscribe to our Zoshy Telegram channel to receive daily videos. One can also download the PDF version of the book on the website. Also watch our daily show on Active Kids to watch your favourite lessons.



<https://t.me/zoshyonline>



**For extra perks!**

**How does it work?**



## Easy peasy steps to follow

## Register at zoshy

You can save your favourite lessons and find them easier



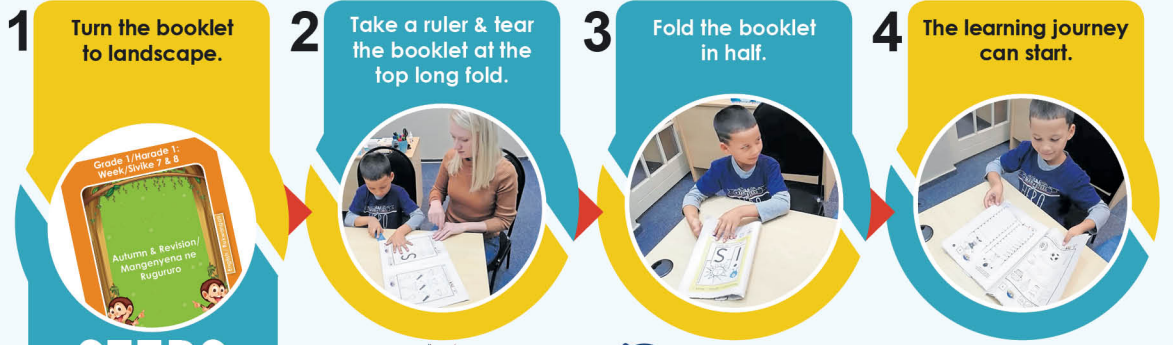
- Step 1: Find us at [www.zoshy.online](http://www.zoshy.online) or scan the QR code
- Step 2: Find your grade and select the year
- Step 3: Choose your language
- Step 4: Choose the week you want to learn out of
- Step 5: Choose lessons from what lessons there are
- Step 6: Download booklet if you do not have it
- Step 7: Watch and follow the teacher as she explains what to do in the book
- Step 8: Follow us on Facebook (Zoshy & Active Kids ) to never miss a video
- Step 9: Subscribe to our Zoshy Telegram channel if you want to receive daily updates



[www.zoshy.online](http://www.zoshy.online)

In collaboration with the Ministry of Education, Arts and Culture

**PRINT**



**STEPS**  
HOW TO TEAR & USE  
THE BOOKLET

