


Ondondo 3: Oshiwike 1&2

Oshindonga



Aakwanezimo nomumidhingoloko



Ministry of Education,
Arts and Culture

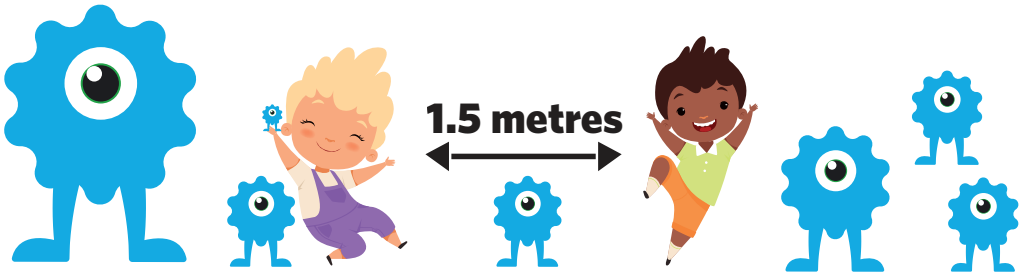


NAMIBIAN
COMMUNITY TRUST

unicef 
for every child



ONLINE SCHOOL



These numbers indicate which day you can complete each worksheet! But if you want, you can work ahead and do the rest as well.

This publication is a collaboration between the Ministry of Education, Arts and Culture and Namibia Media Holdings. This publication is sponsored by the Ministry.

Copyright © Ministry of Education, Arts and Culture. All parts of this publication cannot be reproduced, stored in a retrieval system or transmitted in any form or by any means, electronic, mechanical, photocopying, recording or otherwise without prior permission of the Ministry of Education, Arts and Culture or the Publisher.

Production by: Namibia Media Holdings **NMH** NAMIBIA MEDIA HOLDINGS

Printing: Newsprint Namibia **newsprint** NAMIBIA



Aakwanezimo Iyandje

Uuyambiitya niitya yakwalukehe

Lesha iitya tayi landula yi li mokakololo kehe ke li pevi.

Uuyambiitya:

aakwanezimo


aavali

omumwamemekadhona

omumwamememati

aamwayinathana

iilyo



Iityayakwalukehe:

tse

yoga

mo

na

sho

yo

ntano

yi



Aakwanezimo yandje

Ondondo 3 otundi yokulesha

Tse aanegumbo tu na enyanyu notu hole egumbo lyetu. Megumbo lyetu omu na ilyo iheyali yaakwanezimo. Omu na aavali, omumwamememati, omumwamemekadhona nangame. Ohatu yi kosikola. Sem naAnna oyo aatekulwa oshoka aavali yetu oye ya kuthapo omvula yaza ko sho aavali yawo yahulako. Meme iha longo. Oha kala pegumbo ta opaleke nokuteleka iikulya. Aanegumbo ayehe ohatu kwathele meme. Ngame ohandi yogo iiyaha nokuyala ombete yandje. Betty oha kwathele meme okuyala oshitafula nokuyoga. Tomi okwa ti kutya omumati oku na okulonga pondje. Ye oku hole okukwathela tate moshikunino, ashike oku hole okudhana nombwa. Nangame woo onda hala okulonga moshikunino. Iilonga iidhigu okuyoga iiyaha yaanegumbo ayehe. Tate oha lesa oshifokundaneki. Meme oha kala te tu kwathele miithigilwalonga yokegumbo nokonima tse ohatu tala oladiyomuzizimba.

Lesha okahokololo e to yamukula omapulo nga:

1. Omu na iilyo ingapi maanegumbo mba?

2. Meme ohaaka longo peni?

3. Tate oha longo peni?

4. Oshidhigu oku yoga iiyaha yaanegumbo ayehe?

5. Tate oha ningi shike kongulohi?

6. Nyola omadhina gaatekulwa.



Thaneka ethano lyoye nolyaakwanezimo yoye.

Oshiwike 1

Ondondo 3

Udhitha omatumbulo.

Edhina lyandje o _____ .

Ondina oomvula _____ .

Evalo lyandje oli li mu _____ .

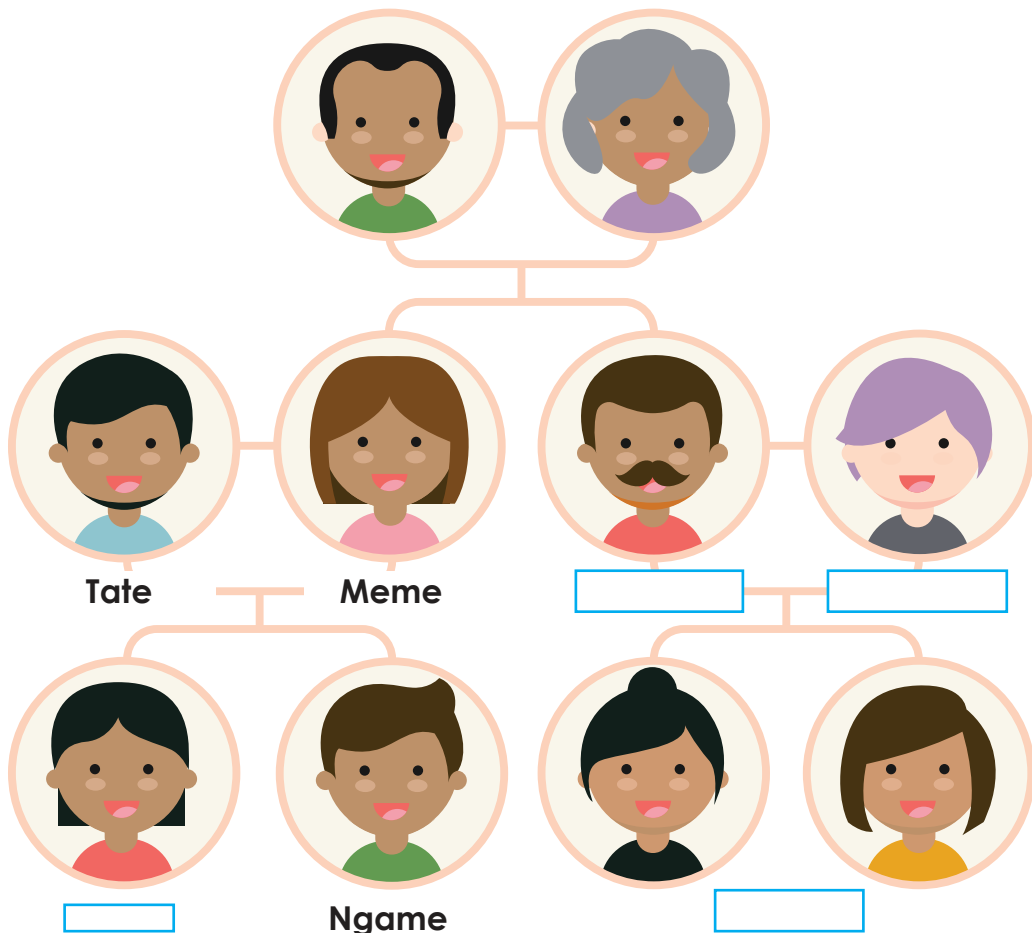
Ondina omafufu _____ nomeho _____ .

Ngame oshilyo shaakwanezimo ya _____ .

Ondi hole _____ yandje unene.

Longitha okakololo kiitya ke li pevi oku udhitha omadhina giilyo yaakwanezimo kaa ge po.

Kukugwomusamane



Okakololo kiitya:

1. Aamwayinagona
2. Omumwamemekadhona
3. Kuku
4. Memegona
5. Tategona

Iityadhina yakwalukehe

2

7

Konda e to nateke omadhina gomaludhi giityadhina yomondjila nateka pomahala ga gandjwa.



Aantu

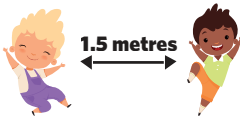
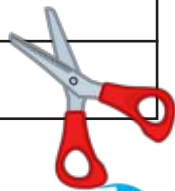
omahala

iinima

Oshiwike 1

Ondondo 3

Kuku	egumbo	okambishi	omukadhona
Osikola	opena yekala	ositola	omumati
Omuti	okambambala	ondoolopa	meme
Omulongi	emanya	ehala lyomathuwilo	
Omulongi	emanya	ehala lyomathuwilo	





lileshitho

2

Ngame otandi lombwele

.

Ngame otandi ganda

!

Ngame otandi pula

?

Longitha
shika onga
oshiholelwa.

Nyola po oshileshitho shomondjila:



1. Ouna egala

2. Shi shuna ko

3. Opena ontiligane

4. Oho dhana etanga lyokoompadhi

5. Mwena

161	162	163	164	165	166	167	168	169	170
171	172	173	174	175	176	177	178	179	180
181	182	183	184	185	186	187	188	189	190
191	192	193	194	195	196	197	198	199	200

1. Mbapeka uukololo wu na oonomola tadhi landula.

168. 174. 199.

2. Nyola onomola yi li komeho 190.

3. Nyola onomola yi li konima 179.

4. 185 oha yi ya konima _____

5. 182 oha yi ya komeho _____







6. Nyola omadhina goonomola:

(a) 11 = _____ (b) 7 = _____

(c) 19 = _____ (d) 13 = _____



2

Yalula
moombali

3

Yalula
moondatu

3



1.5 metres



4



10 empty square boxes arranged vertically, corresponding to the rungs of the green ladder.

5



10 empty square boxes arranged vertically, corresponding to the rungs of the blue ladder.

3

A square box containing the number 3.

Yalula moone

Yalula moontano



Ohela nongula

Udhitha

Ohela	Nena	Ongula
	Etitano	
	Omaandaha	
	Etitatu	
	Etiyali	
	Osoondaha	
	Etine	
	Olyomakaya	



Yalula omasiku e to yamukula omapulo taga landula:

1. Oshiwike 1 + omasiku ga3= omasiku ga _____.
2. Omasiku 15 = oshiwike 1 + omasiku ga _____.
3. liwike 2 + omasiku ga4 = omasiku ga _____.
4. Esiku lyotango lyoshiwike olyo _____.
5. Etine oha li ya tango _____.
6. Esiku etiyali olyo _____.
7. _____ olyo esiku lyomokati koshiwike.



1.5 metres



Omwaalu Mania!

$$\begin{array}{r} 21 \\ + 34 \\ \hline \end{array}$$

$$\begin{array}{r} 42 \\ + 23 \\ \hline \end{array}$$

$$\begin{array}{r} 45 \\ + 20 \\ \hline \end{array}$$

$$\begin{array}{r} 41 \\ + 23 \\ \hline \end{array}$$

$$\begin{array}{r} 43 \\ + 50 \\ \hline \end{array}$$

$$\begin{array}{r} 46 \\ + 51 \\ \hline \end{array}$$

$$\begin{array}{r} 34 \\ + 13 \\ \hline \end{array}$$

$$\begin{array}{r} 74 \\ + 11 \\ \hline \end{array}$$

$$\begin{array}{r} 50 \\ + 32 \\ \hline \end{array}$$

$$\begin{array}{r} 42 \\ + 14 \\ \hline \end{array}$$

$$\begin{array}{r} 56 \\ + 30 \\ \hline \end{array}$$

$$\begin{array}{r} 72 \\ + 23 \\ \hline \end{array}$$

$$\begin{array}{r} 13 \\ + 10 \\ \hline \end{array}$$

$$\begin{array}{r} 63 \\ + 24 \\ \hline \end{array}$$

$$\begin{array}{r} 60 \\ + 15 \\ \hline \end{array}$$

$$\begin{array}{r} 37 \\ + 21 \\ \hline \end{array}$$

$$\begin{array}{r} 25 \\ + 23 \\ \hline \end{array}$$

$$\begin{array}{r} 41 \\ + 16 \\ \hline \end{array}$$




Ekitokununo

Ulika oonkatu okukitukununa omatumbulomwaalu.

Ino dhimbwa oku ulika omayalulo goye.

1. Meme okwa landa omayi ga8. Okwa pumbwa ishewe omayi ga4 opo a mbake oshikuki. Ota ka longitha omayi gangapi?



2. Tate okuna ootaye 7. Tategona Johannes okuna ootaye 3. Kumwe ayehe oye na ootaye ngapi?



3. Opena aamwayinamati ya4, naamwayinakadhona ya3 naamwayinagona ya2. lilyo ayihe kumwe yaakwanezimo ingapi ?



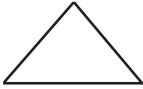



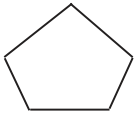

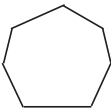
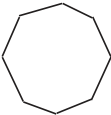

1.5 metres



Omalupe goombinga mbali

Manitha / Udhitha

5

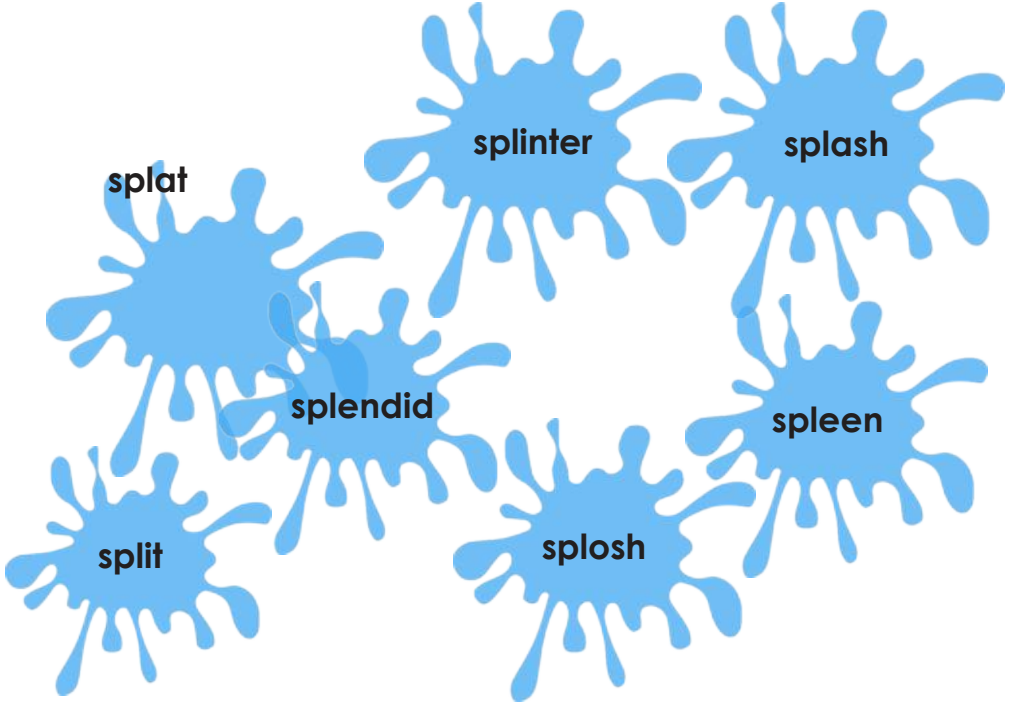
Olupe	Edhina	Oombinga ngapi?	Oohuke ngapi?
			
			
			
			
			
			
			
			
			

Oshiwike 1

Ondondo 3



1



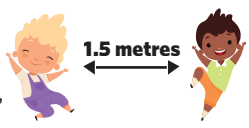
Oshiwike 2
Ondondo 3

Choose 3 words from the sketch above and make your own sentences:

1.

2.

3.



Comprehension: My School

Read the story below and answer the questions that follow:

I began going to school three years ago. It's a great place. There is a big school yard and I can play with my classmates during break time. There are some swings too. My teacher's name is Mrs Roper and she is very nice and never gets angry. She speaks slowly and has lots of patience. She helps me when I don't understand something. This month I am learning to write the alphabet and draw numbers in my notebook. I carry a green schoolbag and I am sitting on the second table next to the window.



Mrs Roper is a tall woman and she wears glasses. She reads us short stories and we can ask her any questions about the stories. In the afternoon we often sing children's songs and we play the flute. I love all kinds of music. My parents watch TikToks and listen to Itunes.

I go to school by car. My dad takes me there in the morning and my mom picks me up in the afternoon. School finishes at one o'clock.


1. What is the name of the teacher?

2. Where do they play at breaktime?

3. How do you know that Mrs Roper is a nice person?





4. When do they sing children's songs?

5. Who watches TikToks?



Plurals: Adding 's'

Add 's' to each of these words to make them plural.

Singular		Plural
 dog		dogs
girl		
flower		
table	Add 's'	
eye		
apple		
clock		
cup		
shoe		
bike		

2

Sentence construction



Use any of the plurals from the previous page to write six sentences. Remember to make use of capital letters and full stops.

Ondondo 3 Oshiwike 2

1. _____
2. _____
3. _____
4. _____
5. _____
6. _____



3

Cut and paste the correct number of syllables in the boxes below:

1.

t	e	a
---	---	---

c	h	e	r
---	---	---	---

2.

3.

4.

5.

Oshiwike 2

Ondondo 3

1.

t	e	a	c	h	e	r
---	---	---	---	---	---	---

2.

c	l	a	s	s	m	a	t	e
---	---	---	---	---	---	---	---	---

3.

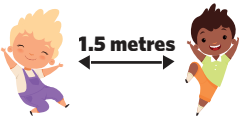
a	f	t	e	r	n	o	o	n
---	---	---	---	---	---	---	---	---

4.

u	n	d	e	r	s	t	a	n	d
---	---	---	---	---	---	---	---	---	---

5.

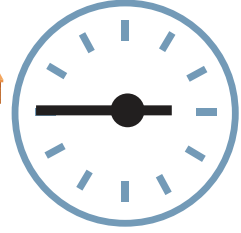

a	l	p	h	a	b	e	t
---	---	---	---	---	---	---	---





Rhyming words

Circle the word on each row that rhymes with the word on the left.



traded	foot	behind	skated
great	life	plate	wonder
bear	share	square	perfect
bounce	true	enjoy	announce
grows	blows	follow	tiny
throw	alive	giant	low
speak	girl	leak	drawing
sale	cell	look	whale



Lesha oonomola muule.

1	2	3	4	5	6	7	8	9	10
11	12	13	14	15	16	17	18	19	20
21	22	23	24	25	26	27	28	29	30
31	32	33	34	35	36	37	38	39	40
41	42	43	44	45	46	47	48	49	50
51	52	53	54	55	56	57	58	59	60
61	62	63	64	65	66	67	68	69	70
71	72	73	74	75	76	77	78	79	80
81	82	83	84	85	86	87	88	89	90
91	92	93	94	95	96	97	98	99	100
101	102	103	104	105	106	107	108	109	110
111	112	113	114	115	116	117	118	119	120
121	122	123	124	125	126	127	128	129	130
131	132	133	134	135	136	137	138	139	140
141	142	143	144	145	146	147	148	149	150
151	152	153	154	155	156	157	158	159	160
161	162	163	164	165	166	167	168	169	170
171	172	173	174	175	176	177	178	179	180
181	182	183	184	185	186	187	188	189	190
191	192	193	194	195	196	197	198	199	200



Longitha ekalata lyoonomola pepandja
24 e to yamukula omapulo taga landula.

1. Mbapeka oonomola adhihe dhoshimpungu sha 3 nolwaala oluzizi.
2. Onomola yini hayi ya konima yo183? Yi tula mongonga.
3. Onomola yini hayi ya komeho go58? Yi tula okakombo.
4. Onomola yini yi li pokati ko132 no134? Yimbapeka ombulawu.
5. _____ oyi li komeho ye125.
6. _____ oyi li konima ye100.
7. 111 oyi li pokati ke _____ ne _____.



1.5 metres



1. Udhitha omusindamwaalu:

a. 178, _____, _____, 181, _____, _____, _____, _____

b. 200, _____, _____, 197, _____, _____, 194, _____, _____

c. 156, 158, _____, _____, 166, _____, _____, _____, _____

d. 192, _____, _____, 186, _____, _____, _____, _____, _____

2. Udhitha okampungu mokuwedhamo nenge okukuthamo:

+5

100	105								
-----	-----	--	--	--	--	--	--	--	--

-5

315	310								
-----	-----	--	--	--	--	--	--	--	--

+10

540									
-----	--	--	--	--	--	--	--	--	--

-10

1 000									
-------	--	--	--	--	--	--	--	--	--



5

Landula omiyalu e to nyola oonomola dhomondjila muukololo waana sha.



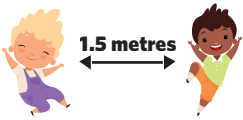
10 $+3$ \rightarrow **13** -5 \rightarrow **8** $+6$ \rightarrow -4 \rightarrow $+4$ \rightarrow

12 $+6$ \rightarrow -5 \rightarrow $+7$ \rightarrow $+10$ \rightarrow -8 \rightarrow

15 $+7$ \rightarrow -6 \rightarrow $+9$ \rightarrow -8 \rightarrow $+5$ \rightarrow

18 $+2$ \rightarrow -6 \rightarrow $+10$ \rightarrow -5 \rightarrow $+6$ \rightarrow

Oshwike 2
Ondondo 3



5

Okundjandjukuruna oonomola
Tungulula omiyalu tadhi landula
mokundjandjukuruna oonomola.

Oshiholelwa

$$\begin{array}{r} \text{Eg. } 43 + 26 = 40 + 3 + 20 + 6 \\ \phantom{\text{Eg. } 43 + 26 = } 60 + 9 \\ \phantom{\text{Eg. } 43 + 26 = } 69 \end{array}$$

1. $62 + 23 =$

2. $12 + 77 =$

3. $32 + 43 =$

4. $54 + 22 =$

5. $41 + 56 =$



Okukitukununa

Udhitha omiyalu dhomoohapu ndhi:

1. Tacky okuna ookume 9. Ookuume 2 oya zi po. Ookuume yangapi yathigalapo?

_____  _____ = _____


2. Uudhila 12 otawu kongo iikulya mefuta. Uudhila 4 owa tuka po. Mefuta omwa thigala uudhila u ngapi?

_____  _____ = _____

3. Tacky oku na oohi 6. Perry oku na oohi 2. Perry oku vulike noohi ngapi kuTacky?

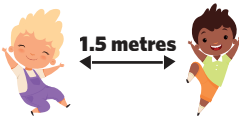
_____  _____ = _____

4. Uudhila 17 owa ii kondundu. Uudhila 5 owa yi pevi lyondundu. Uudhila u ngapi wa thigala kondundu?


_____  _____ = _____




Oshiwike 2
Ondondo 3



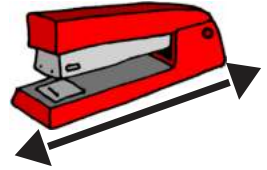
Longitha okatenditho
wu mete iinima
yomongulusikola.



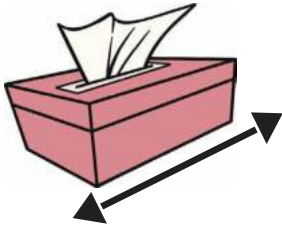
_____ cm.



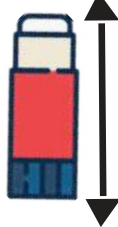
_____ cm.



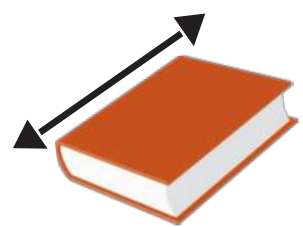
_____ cm.



_____ cm.




_____ cm.



_____ cm.


Oshiwike 2



_____ cm.



_____ cm.



_____ cm.


Ondondo 3



_____ cm.



_____ cm.



_____ cm.



Success begins with education

Parents will be able to visit the website and watch daily videos or they can subscribe to our Zoshy Telegram channel to receive daily videos. One can also download the PDF version of the book on the website. Also watch our daily show on Active Kids to watch your favourite lessons.



<https://t.me/zoshyonline>



For extra perks!

ONLINE

How does it work?



Easy peasy steps to follow

Register at zoshy

You can save your favourite lessons and find them easier



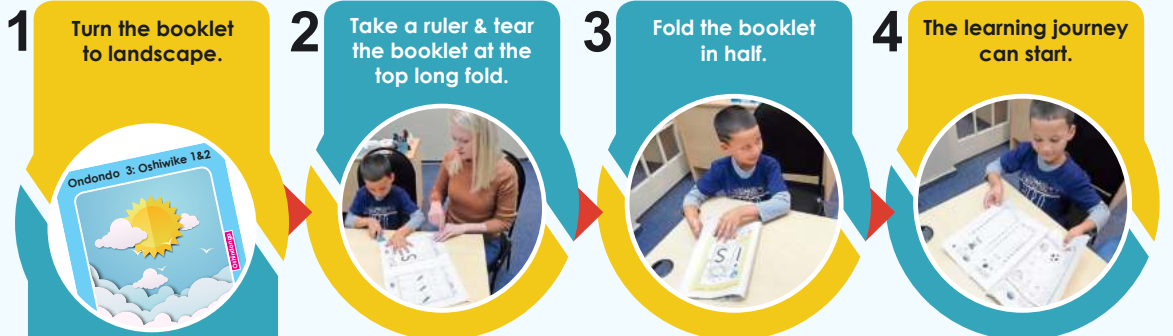
- Step 1: Find us at www.zoshy.online or scan the QR code
- Step 2: Find your grade and select the year
- Step 3: Choose your language
- Step 4: Choose the week you want to learn out of
- Step 5: Choose lessons from what lessons there are
- Step 6: Download booklet if you do not have it
- Step 7: Watch and follow the teacher as she explains what to do in the book
- Step 8: Follow us on Facebook (Zoshy & Active Kids) to never miss a video
- Step 9: Subscribe to our Zoshy Telegram channel if you want to receive daily updates



www.zoshy.online

In collaboration with the Ministry of Education, Arts and Culture

PRINT



STEPS
HOW TO TEAR & USE
THE BOOKLET



DEAR SCHOOL REPRESENTATIVE



LANGUAGE INFORMATION SHEET



Namibia Media Holdings is committed to translate and distribute all Educational booklets for Pre-primary to Grade 3 in various languages. These languages will be printed and distributed in the coming weeks. To assist us, please complete the form below with information regarding your school, region, circuit, languages taught in each grade as well as the number of children per language. This will assist us in accurately distributing all languages across the country.

School: _____

School contact number: _____

School address: _____

Region: _____

Circuit: _____



Language	Amount of children per Grade for each language / Requested copies			
	Pre-primary	Grade 1	Grade 2	Grade 3
English				
Afrikaans				
German				
Khoekhoegawab				
Otjiherero				
Oshikwanyama				
Oshindonga				
Rukwangali				
Silози				
Thimbukushu				
Other:				

Circuit officer, please provide your contact details below:

Name: _____

Contact number: _____

Address: _____



Signature.....