

# Ondondo 2: Oshivike 7&8



Oshikwanyama

## Eenghedi dopashiwana noitungifo



Ministry of Education,  
Arts and Culture

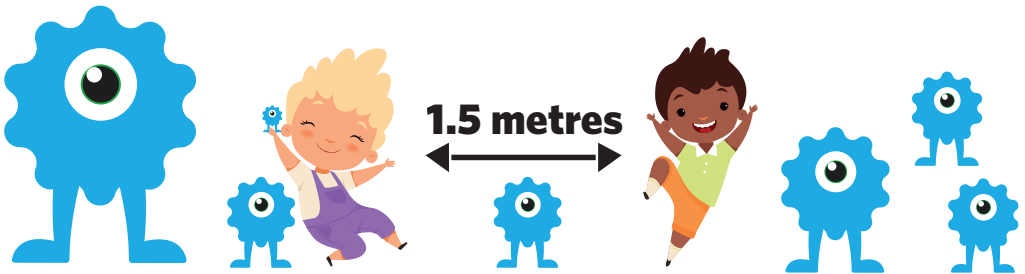


NAMIBIAN  
COMMUNITY TRUST

unicef   
for every child



ONLINE SCHOOL



These numbers indicate which day you can complete each worksheet! But if you want to, you can work ahead and do the rest as well.

**This publication is a collaboration between the Ministry of Education, Arts and Culture and Namibia Media Holdings. This publication is sponsored by the Ministry.**

**Copyright © Ministry of Education, Arts and Culture.** All parts of this publication cannot be reproduced, stored in a retrieval system or transmitted in any form or by any means, electronic, mechanical, photocopying, recording or otherwise without prior permission of the Ministry of Education, Arts and Culture or the Publisher.

**Production by: Namibia Media Holdings**  **NAMIBIA MEDIA HOLDINGS**

**Printing: Newsprint Namibia**  **newsprint** NAMIBIA

**The Ministry of Education, Arts and Culture**  
**www.moe.gov.na**



# Customs

Read the story and complete the questions below:

## Rauna in the kitchen

Rauna loves to cook. She looks in a book to see what to cook. "What looks good to cook?" asks Rauna.

Rauna wants meat to eat. "Meat is a tasty treat to eat", she says. But Rauna has no meat in the little hut. She takes a seat to sit and think. There is no meat to eat but there are beans in a basket. There is rice in a bucket. There are fat mopane worms in a tin.

Rauna looks happy. "There is no meat to eat in my hut but I have beans and rice and mopane worms. I will still have a tasty treat to eat!"

1. The child's name in the story is \_\_\_\_\_.

2. What does she love to do?

---



---

3. Oops! There was a problem in Rauna's kitchen. Can you say what it is?

---

4. Write all the food names mentioned in the story here:

---



Short Vowels: a, e, i, o, u  
Fill in the missing short vowels:




d \_ o \_ g



p \_ \_ n



b \_ \_ t




p \_ \_ g



b \_ \_ s



h \_ \_ n



s \_ \_ n



b \_ \_ x



c \_ \_

## 1. Valula omivalu edi u he na ouvalulifo:

- $10 - 2 =$  \_\_\_\_\_
- $8 - 5 =$  \_\_\_\_\_
- $5 - 4 =$  \_\_\_\_\_
- $7 - 6 =$  \_\_\_\_\_
- $9 - 3 =$  \_\_\_\_\_
- $5 + 3 =$  \_\_\_\_\_
- $5 + 4 =$  \_\_\_\_\_
- $9 - 2 =$  \_\_\_\_\_
- $8 + 2 =$  \_\_\_\_\_
- $4 + 3 =$  \_\_\_\_\_
- $6 + 4 =$  \_\_\_\_\_
- $7 + 1 =$  \_\_\_\_\_

## 2. Onhomola 13

<b>13</b>	
	77
	12
	8
	10
	9
	11

<b>13</b>	
	5
	1
	13
	4
	3
	6



Efimbo mudo \_\_\_\_\_

## Maalista 2021

Ohoondaxa	Omaandaxa	Etivali	Etitatu	Etine	Etitano	Olomakaya
	1	2	3	4	5	6
7	8	9	10	11	12	13
14	15	16	17	18	19	20
21	22	23	24	25	26	27
28	29	30	31			

Nena omafiku: \_\_\_\_\_

Onghela okwa li: \_\_\_\_\_

Mongula omafiku: \_\_\_\_\_

Ondondo 2

Oshivike 7

- Maalista oku na omafiku angapi?  
\_\_\_\_\_
- Omwedi Febuluwali ota u fi metingapi?  
\_\_\_\_\_
- Omwedi Maalista ota u fi metingapi?  
\_\_\_\_\_
- Efiku lotete la Apilili ometingapi?  
\_\_\_\_\_


Efiku e li ota li kakala metingapi?

- 2 Maalista \_\_\_\_\_
- 9 Maalista \_\_\_\_\_
- 21 Maalista \_\_\_\_\_
- 3 Maalista \_\_\_\_\_



I like building sentences.

Unscramble the words to make a sentence. Remember sentences begin with a **capital letter**.



The	hot.	pot	is
-----	------	-----	----

.....

.....

.....



has	Dad	pen.	a
-----	-----	------	---

.....

.....

.....



The	wet.	top	is
-----	------	-----	----

.....

.....

.....



is	It	Tom's	bib.
----	----	-------	------

.....

.....

.....



has	Kit	nap.	a
-----	-----	------	---

.....

.....

.....

Ondondo 2

Oshivike 7



## Build "a" words

Unscramble the letters to form a word

1. bta= \_\_\_\_\_



6. mpa= \_\_\_\_\_



2. nta= \_\_\_\_\_



7. mda= \_\_\_\_\_



Ondondo 2

3. tma= \_\_\_\_\_



8. nfa= \_\_\_\_\_



Oshivike 7

4. pna= \_\_\_\_\_



9. nva= \_\_\_\_\_



5. tca= \_\_\_\_\_



10. pna= \_\_\_\_\_





# Okuvalula

Yadeka mo eenhomola:

Onhomola ili pi ili konima?			Onhomola ili pi ili pokati?			Onhomola ili pi I li komesho?		
10	12		12		14		13	15
9	10		15		17		4	6
10	15		20		40		10	12
4	6		8		10		17	18
3	6		9		11		22	24
50	55		30		32		6	9
25	27		22		24		67	68
60	65		55		57		89	90
89	99		78		80		99	100

Valula moombali to shuna konima:

18		14							
25	23								
55	53								
22	20								

Ondondo 2

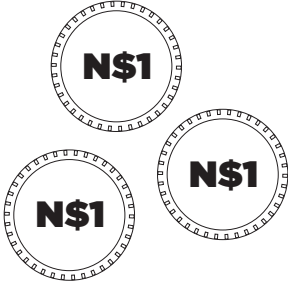


Oshivike 7





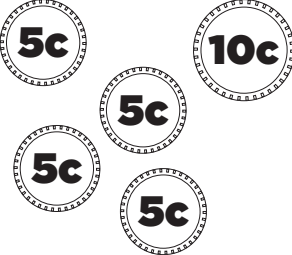
# Oimaliwa




Shanga kutya ingapi ei ta I shikula:

Ondondo 2

 <p>== _____</p>	 <p>== _____</p>	 <p>== _____</p>
---	---	--

Oshivike 7

 <p>== _____</p>	 <p>== _____</p>	 <p>== _____</p>
--	--	---

 <p>== _____</p>	 <p>== _____</p>	 <p>== _____</p>
---	---	--

# Possessive pronouns

number	person	possessive pronoun
singular	I, me	mine
	you	yours
	he, she	his, hers
plural	us	ours
	you	yours
	they	theirs

Fill in the blanks with the correct possessive pronouns:

**Eg. I like your dress. Do you like **mine**? (I)**

1. These dogs are so cute. Which one is \_\_\_\_\_? (**you**)
2. I found your book, but I can't find \_\_\_\_\_. (**I**)
3. Anna likes Mary's shoes, but she doesn't like \_\_\_\_\_. (**she**)
4. That is not your party, it's \_\_\_\_\_. (**we**)
5. I didn't have my book, so Luke lent me \_\_\_\_\_. (**he**)
6. Olivia and Jack don't like your car. Do you like \_\_\_\_\_. (**they**)



## Possessive pronouns

Choose the best answer to complete each sentence:

1. Are those lovely kids \_\_\_\_\_?

**a.my    b.him    c.yours    d.they**

2. The jacket is \_\_\_\_\_, I have just bought it.

**a.our    b.my    c.me    d.mine**

3. My painting is ok, but I like \_\_\_\_\_ much more.

**a.her    b.hers    c.your    d.our**

4. Her eyes are green and \_\_\_\_\_ are blue.

**a.his    b.he    c.my    d.they**

5. That's not their house. \_\_\_\_\_ is much bigger.

**a.You    b.They    c.My    d.Theirs**

6. The red car is \_\_\_\_\_, not the yellow one.

**a.your    b.ours    c.its    d.our**



## Omalupe eembingambali

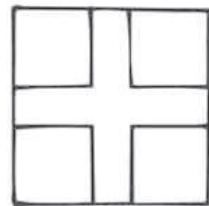

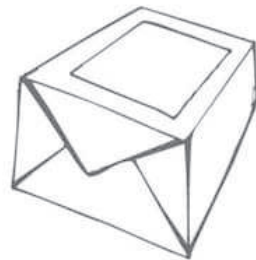
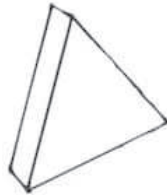
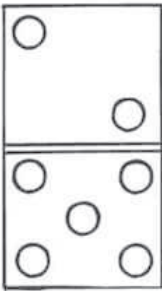
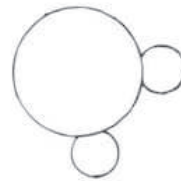
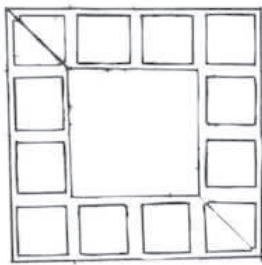
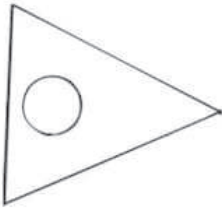

Ame ondi shi I omalupe ange.

Mbapeka eengonga adishe **ditilyana**.

Mbapeka eehukenhatu adishe **dingeline**.

Mbapeka eembine adishe **dimbulau**.

Mbapeka eembine adishe **dilalandje**.



## Omuvalu womeendjovo:

### Ohatu valula ngapi womeendada?

1. Leshu omuvalu nawa.
2. Tula mongonga eenhomola.
3. Ngeenge oto nyengwa faneka omivalu.
4. Etulukumwe ile okukufamo?
5. Shangan ndee to valula.

Oshiholelwa:

Peter oku na omaapela ④.

Sam oku na omaapela ③.

Omaapela aeshe kumwe oku li angapi?

●●●● + ○○○

Omuvalu wetulukumwe

$4 + 3 = 7$  omaapela

## Valula omivalu ta di shikula:

1. Markus oku na eepena 9. Ndee eepena ashike nhano di na ohinga. Eepena ngapi da pwa?

.....

2. Maria oku na onunona vavali voumati, keshe okamonamati oke na eetwa 5. Aveshe kumwe ove na eetwa ngapi?

.....

3. Johanna oku na omatanga 6, Dan oku na omatanga 3 na-Karel oku na omatango 7. Aveshe kumwe ove na omatanga angapi?

.....

4. Maria oku na ouleke vottoffi-7. Okwa li po ouleke 3 ndee ta lande vali 4. Paife oku na toffi vangapi?

.....



## Creative writing

friend's name



play



soccer



culture



cards/netball



dolls



colour



we like

Use the above words to write a story about your friend:

---

---

---

---

---

---

---

---

Ondondo 2

Oshivike 7



## Okwoongela ouyelele:

5

Abel okwa faneka ograph tai ulike omuvalu woinima oo a longifa moinyangadalwa yopomifyuululwakalo womwedi Maalista.

80					
70					
60					
50					
40					
30					
20					
10					
N\$	Omaudano	Ounghulungu	Oiyandwa	Olwiimbo	Ondaniisha

## Nyamukula omapulo taa shikula:

1. Abel okwa longifa oimaliwa ifike peni moinyandwa? .....
2. Abel okwa longifa oimaliwa ifike peni momaudano? .....
3. Omoinyangadalwa I li pi a longifa oimaliwa ifike pamwe? .....
4. Oimaliwa aishe kumwe oyo a longifa mounghulungu, moinyandwa nomondanisha ingapi?  
.....

## Nyamukula omapulo taa shikula:

5. Okwa longifa oimaliwa ingapi idulife oyo a longifa mounghulungu?  
.....
6. Okwa longifa oimaliwa ingapi mounghulungu nomolwiimbo?  
.....
7. Oimaliwa ingapi a longifa moudano idulife oyo a longifa molwiimbo?  
.....
8. Omoshinyangadalwa shi li pipo a longifa oimaliwa inini?  
.....





# Building materials

## The three little pigs

Draw lines to match the pictures with the story.



The pig built his house out of bricks. The wolf could not blow it down and got angry.



The pig built his house out of straw and the wolf blew it down.



The wolf tried to trick the little pig.



The pig built his house out of sticks and the wolf blew it down.



The wolf climbed down the chimney. He fell into the pot on the fire.

Ondondo 2  
Oshivike 8

# Story of Sam and Dad

Dad has a ham. It is on the pan. Sam has a jam. It is on the jar. Sam was sad. He has no ham. Dad was sad, too. He has no jam.

Ondondo 2

Circle the correct answer:

- Dad has a: **pan**  
: jar  
: ham
- Where is the ham? : **on the jar**  
: on the pan  
: in the jar
- Dad was with: **Pam**  
: Sara  
: Sam



Oshivike 8

Answer these questions:

- Why was Dad sad?

---

- Where is the jam?

---



# Tungulula

Tungulula eenhomola di li pedu.

Oshiholelwa:  $23 = 20 + 3$

•  $55 = \dots + \dots$

•  $17 = \dots + \dots$

•  $89 = \dots + \dots$

•  $96 = \dots + \dots$

•  $42 = \dots + \dots$

•  $74 = \dots + \dots$

•  $68 = \dots + \dots$

•  $31 = \dots + \dots$

•  $26 = \dots + \dots$

## Eenhelemuvalu

Shanga eenhelemuvalu deenomola da tendwa koshi.

Oshiholelwa:  $\underline{45} = 4$  Omilongo

Oshiholelwa:  $\underline{71} = 1$  Oixupe

•  $\underline{48} = \dots$

•  $\underline{55} = \dots$

•  $\underline{77} = \dots$

•  $\underline{85} = \dots$

•  $\underline{62} = \dots$

•  $\underline{22} = \dots$

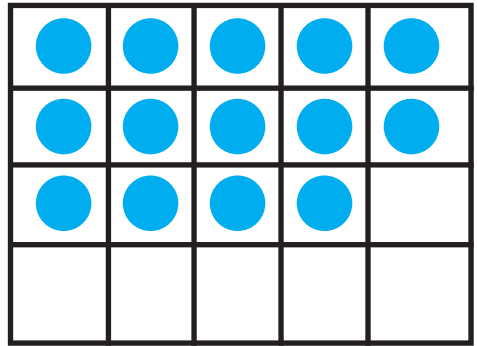
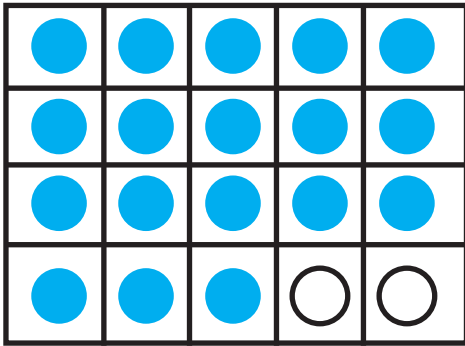
•  $\underline{24} = \dots$

•  $\underline{38} = \dots$



### Yadeka oukololo vomilongo mbali

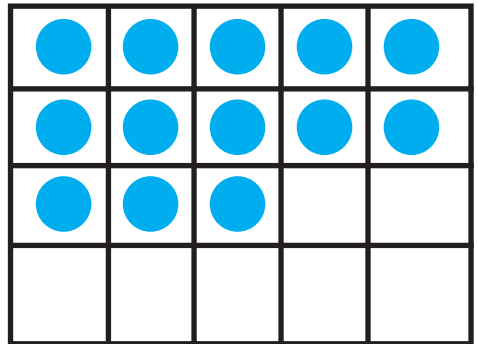
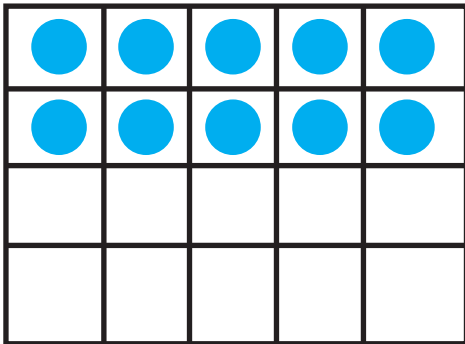
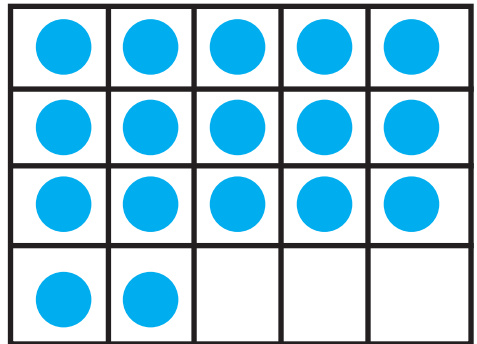
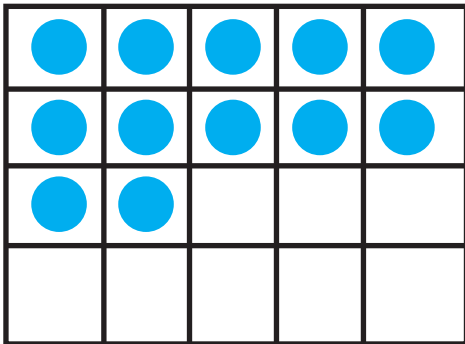
Shanga onhomola youndofi ovo wa weda ko, momufinda.



2

Ondondo 2

Oshivike 8



## Verbs are action words

Read and match the words with the correct picture:

run	brush	skip	read	kick	eat
-----	-------	------	------	------	-----



Ondondo 2



Oshivike 8

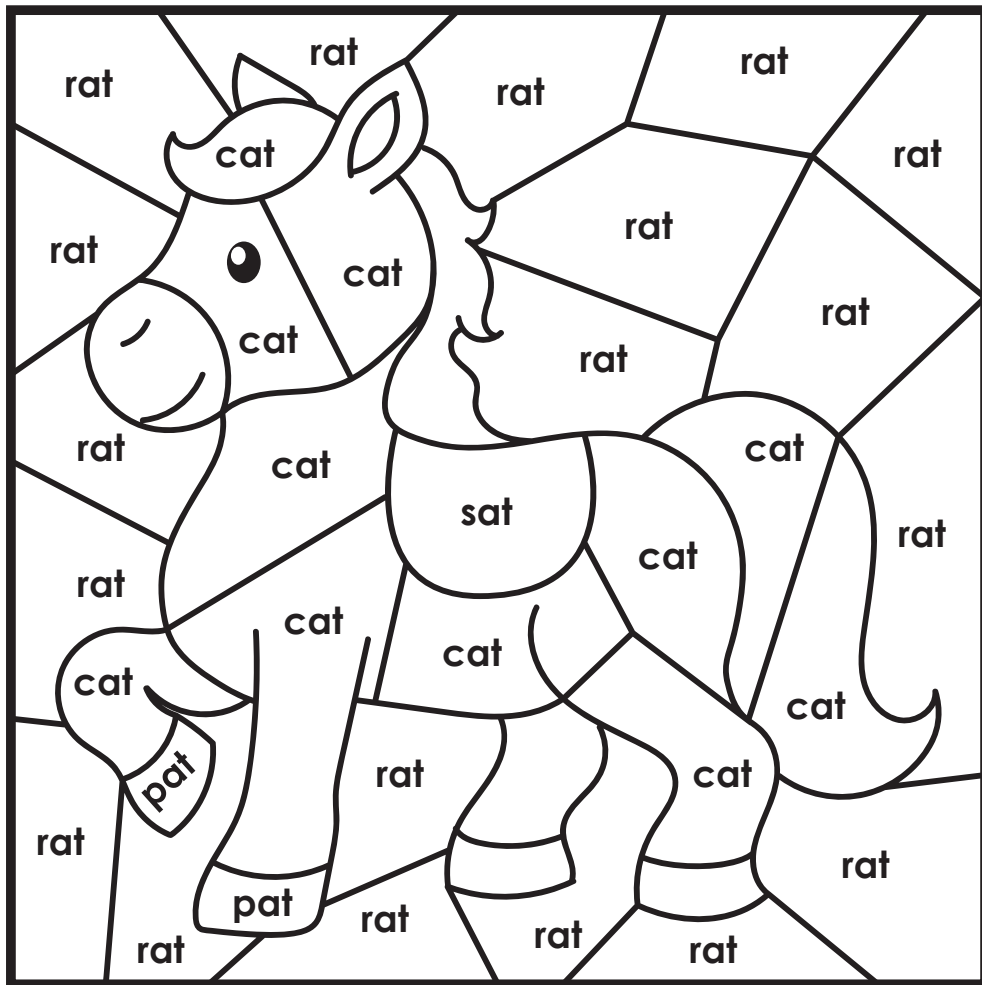
Write your own 3 action word (verbs).

.....



# Phonics

Colour by code:



Ondondo 2

Oshivike 7

Code:

cat= brown

sat= red

pat= black

fat= pink

rat= yellow



# Valula

Mana omhatolona

Valula moo2	2	4				
Valula moo3	3	6				
Valula moo5	5	10				
Valula moo10	10	20				

Ondondo 2

Oshivike 8



## Mana omivalu tadi shikula

Longifa omuvalu wotete ongo shiholelwa.

Eenhomola domilongo.

$$\bullet 2 + 4 = 6 \quad \longrightarrow \quad 20 + 40 = 60$$

Ondondo 2

$$\bullet 1 + 1 = \dots \longrightarrow \dots + \dots =$$

$$\bullet 3 + 1 = \dots \longrightarrow \dots + \dots =$$

Oshivike 8

$$\bullet 1 + 4 = \dots \longrightarrow \dots + \dots =$$

$$\bullet 4 + 2 = \dots \longrightarrow \dots + \dots =$$

$$\bullet 5 + 3 = \dots \longrightarrow \dots + \dots =$$


$$\bullet 7 + 2 = \dots \longrightarrow \dots + \dots =$$

$$\bullet 3 + 1 + 1 = \dots \longrightarrow \dots + \dots =$$






## Present simple tense



You Like



He likes

Complete these sentences with the correct verb. Add **-s** or **-es** where necessary:

1. She \_\_\_\_\_ volleyball. (**play**)
2. We \_\_\_\_\_ our homework. (**do**)
3. They \_\_\_\_\_ at that house. (**live**)
4. You \_\_\_\_\_ every day. (**study**)
5. He \_\_\_\_\_ his hands before eating. (**wash**)
6. The dog \_\_\_\_\_ lots of water. (**drink**)
7. We \_\_\_\_\_ three pieces of fruit every day. (**eat**)



# Measurement: Length

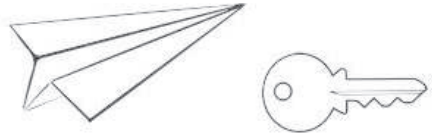
Look and compare the objects.

Write if it's **longer** or **shorter**:

The key is \_\_\_\_\_ than the paper plane.

Longer

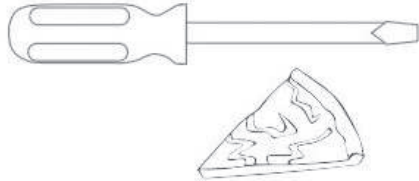
shorter



The screwdriver is \_\_\_\_\_ then the pizza part

Longer

shorter



The hand is \_\_\_\_\_ then the ice-cream.

Longer

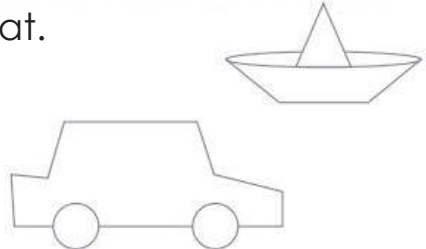
shorter



The car is \_\_\_\_\_ then the boat.

Longer

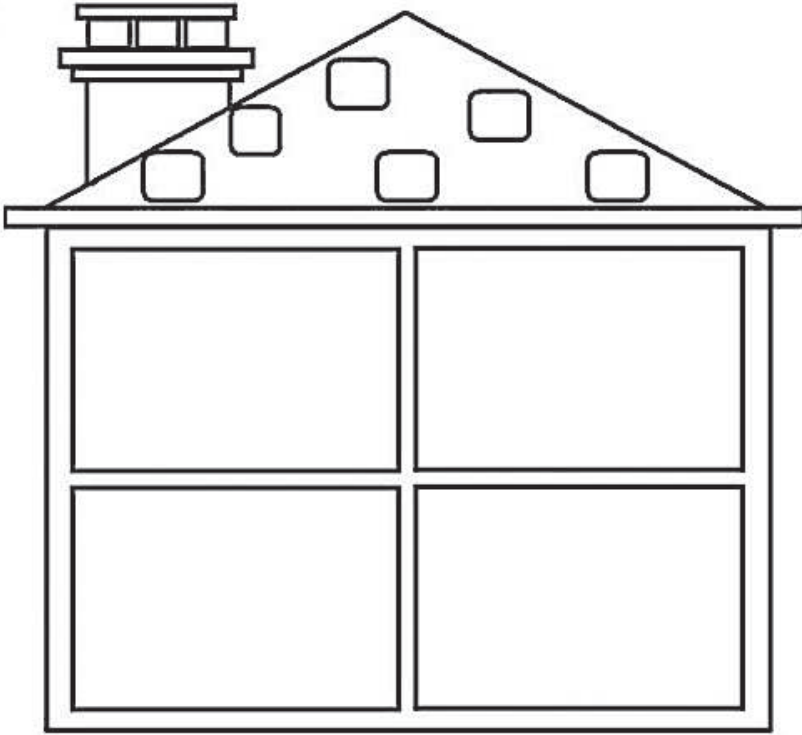
shorter



Ondondo 2

Oshivike 8

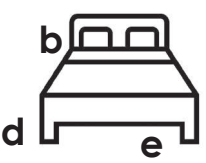

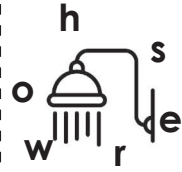


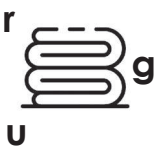




# The house



Ondondo 2

Oshivike 8

1. Unscramble the letters and write the correct word in the box:

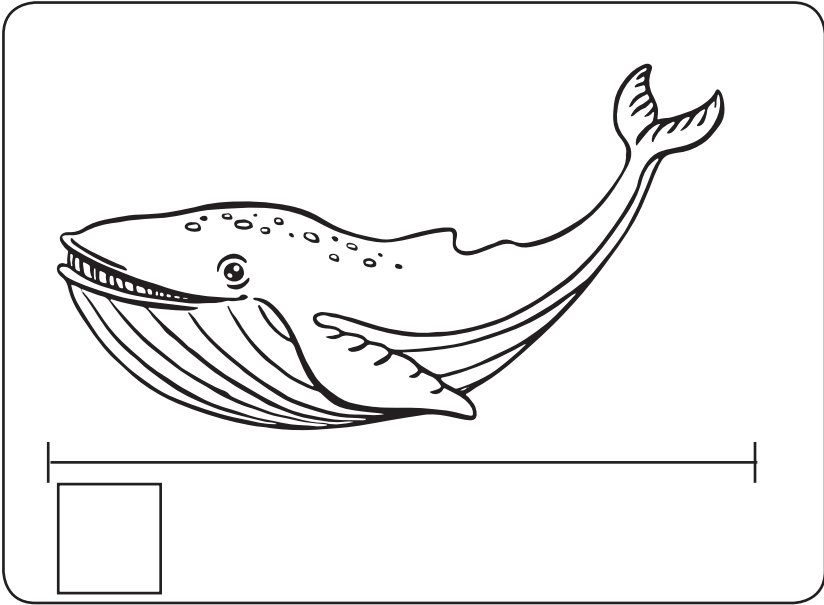


2. Cut out the pictures above and paste in the correct room.





# Oule

Teta mo okatendifo. Meta oule womafano ndee to shange omuvalu woukololo vefano keshe.



- 1
- 2
- 3
- 4
- 5
- 6
- 7
- 8
- 9
- 10
- 11
- 12
- 13
- 15
- 16

Ondondo 2

Oshivike 8







# ESTEEMED STAKEHOLDERS

On behalf of the Ministry of Education Arts and Culture, we wish to take this opportunity to thank you all, who have completed the survey as per our call. The survey has made it possible for all the schools that has completed it fully, to be able to receive the correct number of books in terms of quantities as well as the amount of books needed for languages used.

We are certain that there are schools that has not yet completed due to various challenges and we are kindly requesting the Principals of such schools to get in touch with our office at mobile number +264 81 850 3609 or by email [sophy@nmh.com.na](mailto:sophy@nmh.com.na) to be able to still receive their surveys so that we complete the process.

We are confident that this initiative by the Ministry of Education, Arts and Culture is embraced by all stakeholders and as a distribution partner, we look forward to a productive 2021.

**NMH** NAMIBIA  
MEDIA  
HOLDINGS



# Success begins with education

Parents will be able to visit the website and watch daily videos or they can subscribe to our Zoshy Telegram channel to receive daily videos. One can also download the PDF version of the book on the website. Also watch our daily show on Active Kids to watch your favourite lessons.



<https://t.me/zoshyonline>



ONLINE

For extra perks!

How does it work?



## Easy peasy steps to follow

## Register at zoshy

You can save your favourite lessons and find them easier



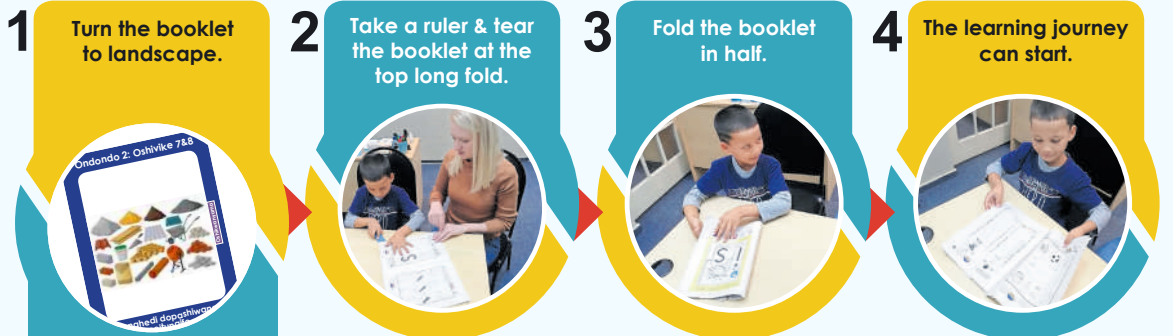
- Step 1: Find us at [www.zoshy.online](http://www.zoshy.online) or scan the QR code
- Step 2: Find your grade and select the year
- Step 3: Choose your language
- Step 4: Choose the week you want to learn out of
- Step 5: Choose lessons from what lessons there are
- Step 6: Download booklet if you do not have it
- Step 7: Watch and follow the teacher as she explains what to do in the book
- Step 8: Follow us on Facebook (Zoshy & Active Kids ) to never miss a video
- Step 9: Subscribe to our Zoshy Telegram channel if you want to receive daily updates



[www.zoshy.online](http://www.zoshy.online)

In collaboration with the Ministry of Education, Arts and Culture

PRINT



**STEPS**  
HOW TO TEAR & USE  
THE BOOKLET

