

Grade 1: Week 9 & 10

Ondondo 1: oshiwike 9&10



English / Oshindonga

Local Transport / liyenditho yomomudhingoloko



Ministry of Education,
Arts and Culture



NAMIBIAN
COMMUNITY TRUST

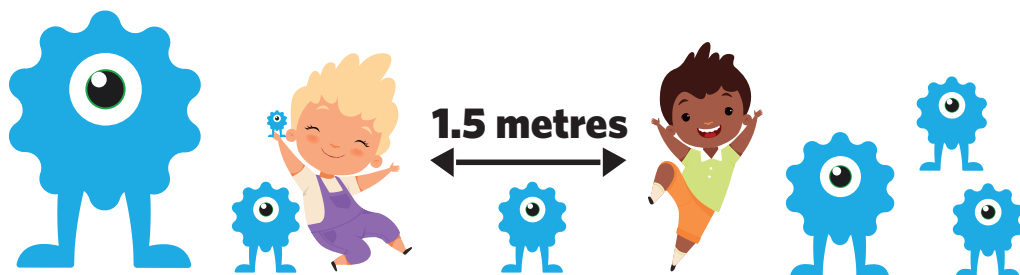


Capricorn Foundation

unicef

for every child





These numbers indicate which day you can complete each worksheet! But if you want to, you can work ahead and do the rest as well.

This publication is a collaboration between the Ministry of Education, Arts and Culture and Namibia Media Holdings. This publication is sponsored by the Ministry.

Copyright © Ministry of Education, Arts and Culture. All parts of this publication cannot be reproduced, stored in a retrieval system or transmitted in any form or by any means, electronic, mechanical, photocopying, recording or otherwise without prior permission of the Ministry of Education, Arts and Culture or the Publisher.

Production by: Namibia Media Holdings **NMH** NAMIBIA MEDIA HOLDINGS

Printing: Newsprint Namibia **newsprint** NAMIBIA



Read the following passage and answer the questions.

Ben's bicycle
Ben has a new bicycle.
The bicycle is big and blue.
Ben rides his bicycle to school everyday.



Answer the questions.

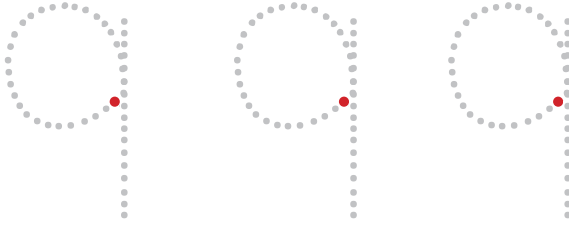
1. _____ has a new bicycle.
2. The bicycle is _____ and _____.
3. Ben rides his bicycle to _____
_____.





Number 9 / Onomola 9

Trace it / Sindolola muundothi wo9:



omugoyi omugoyi
omugoyi omugoyi

Friends of 9 /
ookuume ko9:

$1 + \underline{\quad} = 9$

$2 + \underline{\quad} = 9$

$3 + \underline{\quad} = 9$

$4 + \underline{\quad} = 9$

$5 + \underline{\quad} = 9$

$6 + \underline{\quad} = 9$


$7 + \underline{\quad} = 9$

$8 + \underline{\quad} = 9$

$9 + \underline{\quad} = 9$

$10 + \underline{\quad} = 9$


Colour 9 images / Mbapeka omathano 9:



Draw 9 cars / Thaneka oohauto 9.

Vocabulary / Uuyambiitya

Read the sentences. Circle the bold words. /
Lesha omatumbulo. Tula mongonga iitya yaluudhikwa.



I see a **boat**. / Ondi
wete **ombautu**.




I see a **train**. / ondi wete
eshina lyokolutenda




I see a **car**. /
Ondi wete **ohauto**



I see a **bicycle**. /
Ondi wete **ombasikela**.



There is one
aeroplane. /
Opena **ondhila**
yimwe.



There is one **bus**. /
Opena **ombesa**
yimwe.


Draw your favourite transport: /
Thaneka osheenditho shoye sho u hole.



Geometry: Revise 2D Shapes /

Omwaalu: Endulula omalupe goombinga mbali (2D)

My arms are: /
Omaako gandje o:



My hat has: / Egala lyandje oli na:

- _____ circles
Ongonga
- _____ rectangles
Olee
- _____ squares
Ombine
- _____ triangles
Onkuvundatu

My face has: /
Oshipala shandje oshi na:

- _____ circles
Ongonga
- _____ rectangles
Olee
- _____ squares
Ombine

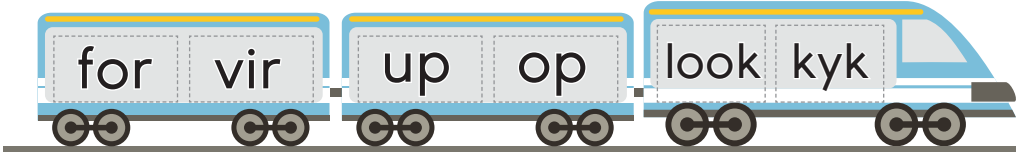
My legs are: / Omagulu gandje o:

Circle the even numbers and cross out all the odd number. /
Tula mongonga oonomola dheelekana e to
tende mo oonomola adhihe dhiisheka

9	18	3	12	13
6	11	10	7	15
19	7	14	15	1
17	2	16	20	5

Sight words

Read the sight words



Write the sight words.

Write short sentences with the sight words:

for _____

up _____

look _____

Oshivike 9

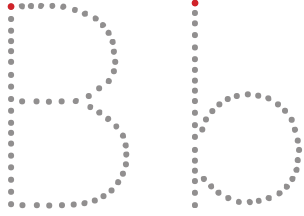
Ondondo 1

Find the sight words (English only)

u	p	a	e	f	o	r
f	i	o	l	o	o	k
o	u	y	u	p	w	h
r	m	n	l	o	o	k

The 'b' sound

Trace





Draw a line from the circle to the images that begin with the letter 'b':



bat



bed



I see a big bee.



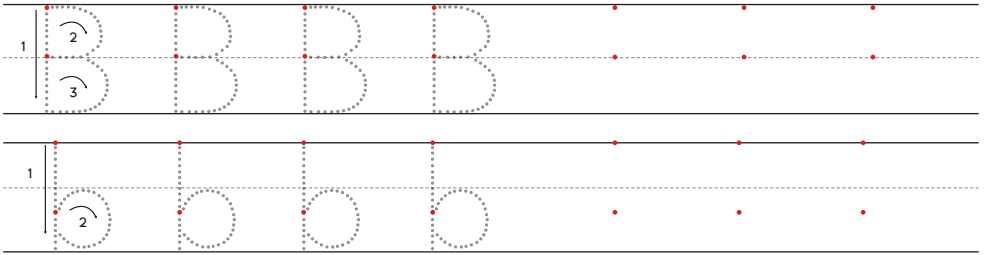
bee





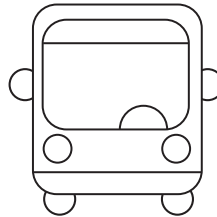
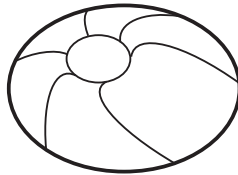

pumpkin

Trace

Write










Colour the picture that start with the letter 'b'



Measurement Time: long and short / Okweeleka ethimbo: ele nefupi




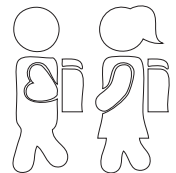




Circle which activity takes longer. /

Tula mongonga oshilongadhalwa hashi kwata ethimbo oku shi ninga

<p>putting on a jacket / Oku zala ondjatha.</p> 	<p>eating breakfast / Okulya oshuumbululwa</p> 	<p>taking the bus home from school / Oku londa ombesa okuza kosikola wu uka kegumbo.</p> 	<p>sleep / Okukothea</p> 
<p>doing homework / Oku longa \iithigilwalonga yokegumbo</p> 	<p>brushing teeth / Okukusha omayego</p> 	<p>playing a soccer match / Okudhana uudhano wetanga lyokoompadhi.</p> 	<p>eating chips / Okulya otyepisa</p> 

Cross out which activity takes less time. /


Tenda mo oshinyangadhalwa hashi kwata okathimbo okashona.

<p>drawing a picture / Okuthaneka ethano</p> 	<p>putting on shoes / Oku zala oongaku</p> 	<p>ice block melting / Eaisa tali hengumuka</p> 	<p>attending school / Okuya kosikola</p> 
<p>paint a house / Okupainda egumbo</p> 	<p>eat an ice-cream / Okulya oaice-creama</p> 	<p>watching television / Oku tala oradio yomuzizimba</p> 	<p>brushing teeth / Okukusha omayego</p> 

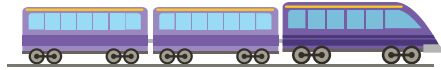


Match the vocabulary words with the pictures. /
Tsitha kumwe uuyambiitya nomathano ta ga landula

aeroplane/ondhila



car / ohauto



bus / ombesa



train / eshina lyokolutenda



boat / ombautu



bicycle / ombasikela



Re-write the vocabulary words correctly. /
Nyolulula uuyambiitya mondjila:

osambe _____

mbautuO _____

utohaO _____

enashi _____

Computation: Addition / Okuyalula : Etulokumwe

1	2	3	4	5	6	7	8	9	10
11	12	13	14	15	16	17	18	19	20

$1 + \underline{\hspace{2cm}} = 6$

$\underline{\hspace{2cm}} + 7 = 9$

$3 + \underline{\hspace{2cm}} = 8$

$\underline{\hspace{2cm}} + 4 = 8$

$\underline{\hspace{2cm}} + 5 = 10$

$6 + \underline{\hspace{2cm}} = 12$

$9 + \underline{\hspace{2cm}} = 11$

$3 + \underline{\hspace{2cm}} = 7$

$2 + \underline{\hspace{2cm}} = 5$

$0 + \underline{\hspace{2cm}} = 4$

$\underline{\hspace{2cm}} + 9 = 1$

$5 + \underline{\hspace{2cm}} = 9$

$8 + \underline{\hspace{2cm}} = 12$

$\underline{\hspace{2cm}} + 9 = 12$

$5 + 3 = \underline{\hspace{2cm}}$

$6 + \underline{\hspace{2cm}} = 10$



Prepositions

Match the sentences to the correct picture:

1. The cat is **behind** the box.



2. The cat is **next** to the box.



3. The cat is **on** the box.



4. The cat is **in front of** the box.



5. The cat is **under** the box.



6. The cat is **between** the boxes.



7. The cat is **in** the box.



Problem Solving / Okukitakununa

English

1. Dad has 5 green cars and 4 red cars. How many cars does he have altogether? _____

2. There are 7 blue trucks and 2 red trucks on the highway. How many trucks altogether? _____

3. At the airport are 2 aeroplanes and 4 more aeroplanes landed. How many aeroplanes are there altogether? _____

4. There are 4 cars in the parking lot. 2 more cars were parked in the parking lot. How many cars are there altogether in the parking lot? _____

5. There are 5 boys and 3 girls on the train. How many children are there altogether on the train? _____

Oshindonga

1. Tate oku na oohauto 5 dholwaala oluzizi noohauto 4 dholwaala olutiligane. Oohauto adhihe kumwe e na odhi li ngapi? _____

2. Opena omaloli ga 7 omambulawu nagaali omatiligane mondjila yaayehe. Omaloli agehe kumwe gangapi? _____

3. Pokapale koondhila opena oondhila 2 noondhila 4 odha nambele mo ishewe. Oondhila ngapi dhi li pokapale ngashingeyi? _____

4. Opena oohauto 4 pomakankameno goohauto. Oohauto 2 odha kankama mo ishewe. Oohauto ngapi adhihe kumwe dha thikama momakankameno ngashingeyi? _____

5. Meshina omu na aamati ya5 naakadhona ya3. Uunona ungapi auhe kumwe wu li meshina? _____





Regular verbs

Action words that add –“ing” in the present tense

Example:
walk – walking

Complete the table below

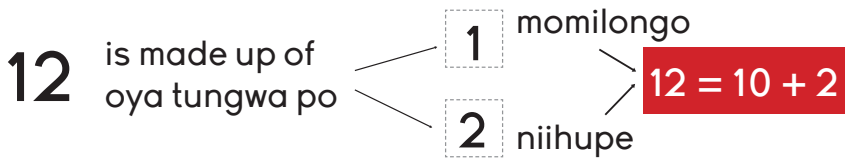
walk	walking
push	
jump	
laugh	
play	
learn	
look	
wash	



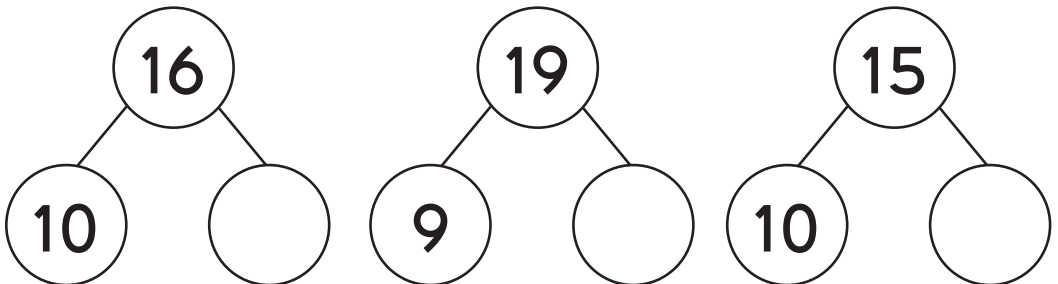
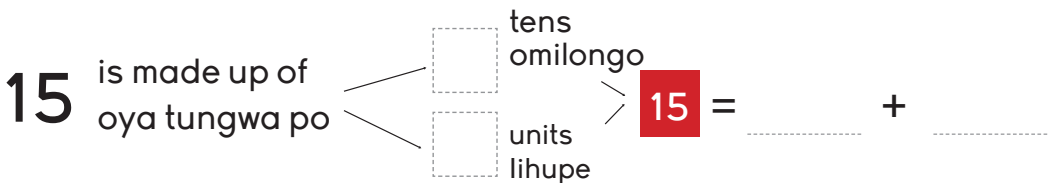
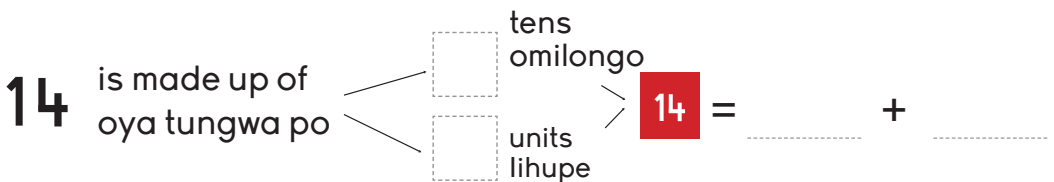
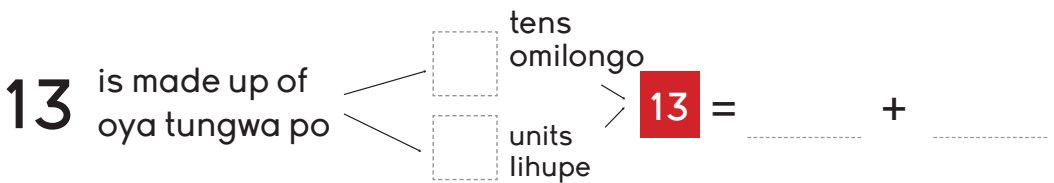
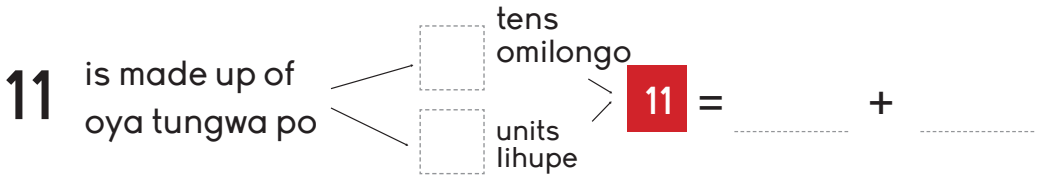
Decomposition: Breaking up / Okutungulula

Breaking up
example:

Ontbinding
Oshiholelwa:



Break up the following numbers: /
Tungulula oonomola tadhi landula:



Oshivike 9

Ondondo 1



Circle the smallest number: /
Tula mongonga onomola onene kwaadhihe:

5	8	12	7	4	7
---	---	----	---	---	---

Circle the smallest number: /
Tula mongonga onomola onshona kwaadhihe:

12	11	10	3	5	8
----	----	----	---	---	---

Complete: / Manitha

• 1 3 5 7 9

• 2 4 6 8 10

• 1 4, 5 8, 9

Sight words

Read the vocabulary and sight words.

Vocabulary

boat

train

car

bicycle

aeroplane


bus

Sight words

for

up

look

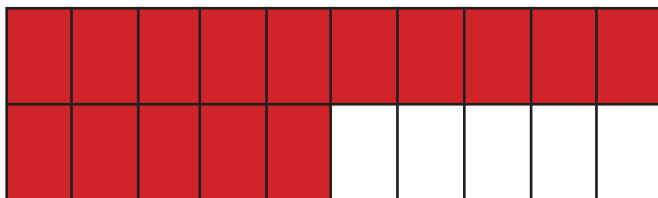


Search for the vocabulary and the sight words:

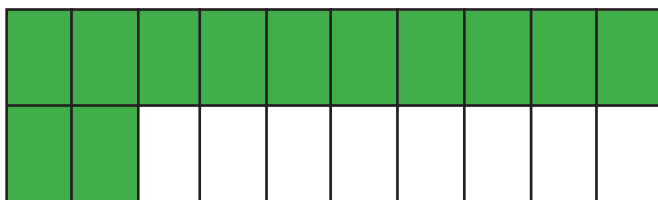
b	o	a	t	z
i	x	e	7	x
c	v	r	f	c
y	l	o	o	k
c	n	p	r	x
l	u	l	b	c
e	w	a	u	a
m	t	n	s	r
o	r	e	u	p




Complete the sums: /
Manitha omiyalu:



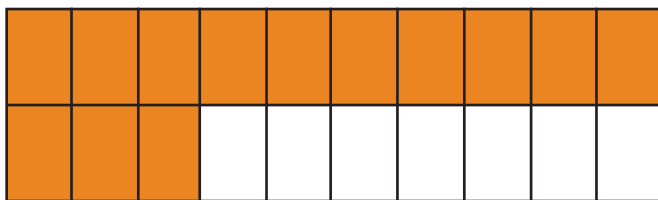
$10 + \underline{\quad\quad\quad} = 15$




$10 + 2 = \underline{\quad\quad\quad}$



$10 + \underline{\quad\quad\quad} = 18$



$10 + 3 = \underline{\quad\quad\quad}$



$10 + \underline{\quad\quad\quad} = 20$

English Activity

The 'c' sound

Trace

Draw a line from the circle to the images that begin with the letter 'c':

cake

cat

car

tree

Circle the c's in the sentence:

The crunchy carrot is in the car.

Trace

Write





































Colour the picture that start with the letter 'c'

Visual Discrimination

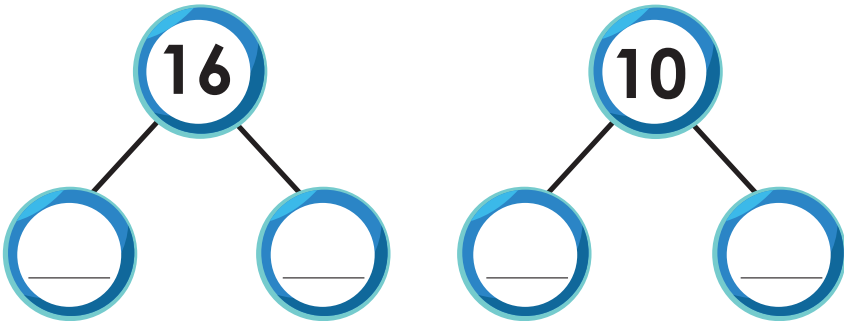
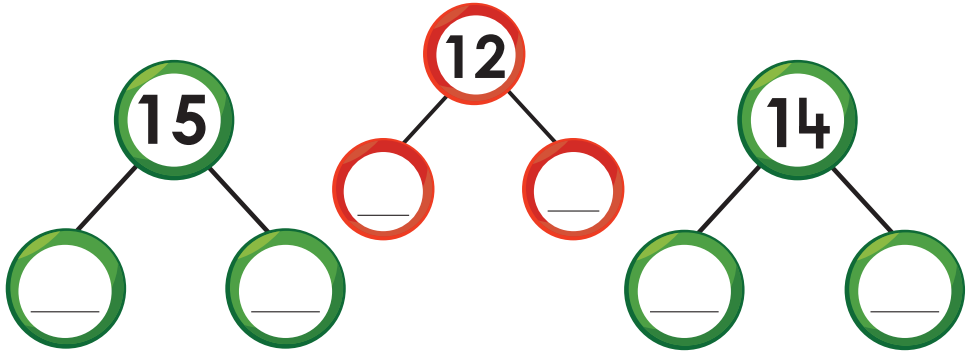
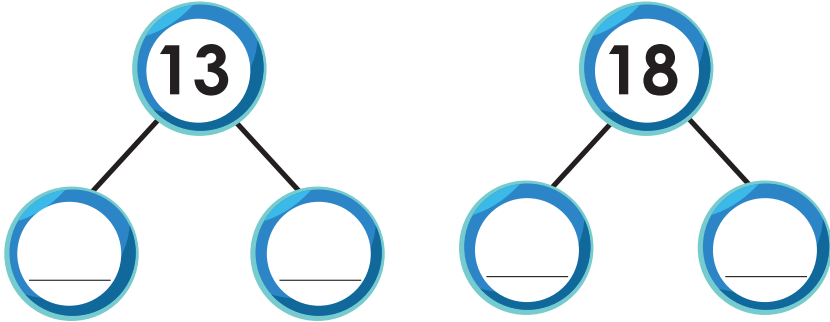
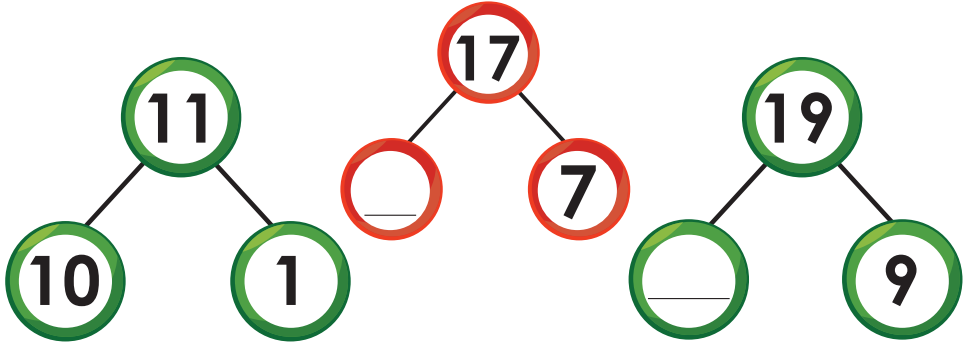
Put your finger on the arrow in the top block. Find the arrows in the block below that look exactly the same and draw a circle around it.

Oshivike 10

Ondondo 1

Decomposition / Etungululo



Oshivike 10
Ondondo 1

Match the traffic signs with the correct description. /
Tsitha kumwe omandhindhiliko gomondjila nefatululo lyomondjila.



stop
thikama



pedestrian crossing /
omataagulukilo
gaayendikolupadhi



traffic light /
omalamba



no entry /
iha mu iwa



no parking /
iha pa kankamwa

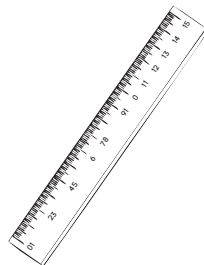

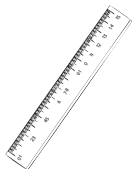



1. Draw a circle around the child sitting in the middle.
2. Draw a ball in front of the dog.
3. Colour in the bench on which the children are sitting.
4. Draw a tree behind the three children in the picture.

1. Thaneka ongonga wa dhin-goloka okanona kakuutumba pokati.
2. Thaneka etanga komeho gokambwa.
3. Mbapeka oshundi shoka sha kuutumbwa kaanona.
4. Thaneka omuti konima yuunona utatu methano.



Colour in the shortest object./
Mbapeka oshinima oshifupifupi.



Colour in the pencils that are the same length with the same colour crayon./
Mbapeka oopena dhekala dhina uule wu thike pamwe
nombapeka yolwaala lumwe..



Transport / liyenditho

Use the words below to complete the sentences./
Longitha iitya yi li pevi oku manitha omatumbulo.

air / Mombepo

land/ kevi

water/ momeya

railway /
kolutenda

A car moves on

Ohauto ohayi ende



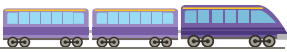
An aeroplane
moves in the

Ondhila ohayi
tuka




A bicycle
moves on

Ombasikela
ohayi hingwa



A train
moves on

Eshina oha li
ende



A boat
moves on

Ombautu
ohayi ende

Oshivike 10

Ondondo 1



Problem Solving / Okukitakununa

1. There are 4 boys on the bus. 1 boy gets off at the bus stop. How many boys are left? / Aamati ya 4 oye li mombesa. Omumati gumwe okwa zimo nombesa oya thikama. Opa hupu aamati yangapi?

2. Dad has 6 cars. He sells 2 cars. How many cars are left? / Tate oku na oohauto 6. Ota landitha po oohauto 2. Ota kala po noohauto ngapi?

3. The truck has 8 wheels. 2 wheels are flat. How many wheels are not flat? / Eloli oli na omagulu ga 8. Omagulu gaali (2) oga papa. Omagulu ga ngapi inaa ga papa?

4. There are 10 aeroplanes at the airport. 1 flew off. How many aeroplanes are left? / Mokapale omu na oondhila 10. Ondhila 1 oya tuka mo. Mokapale omwa thigala oondhila ngapi?

5. There are 7 boats in the harbour. 2 boats sail off. How many boats are left? / Petulilosikopa opena oombautu 7. Oombautu 2 odha zipo. Oombautu ngapi dha thigalapo?



English Activity

Irregular verbs

Action words that change in the past tense.



Example: give
 gave

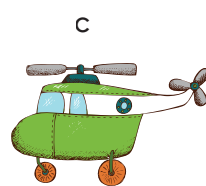


Complete:

verb	Past Tense: Already happened
find	
draw	
say	
eat	
fly	
meet	
sit	
catch	
read	
smell	

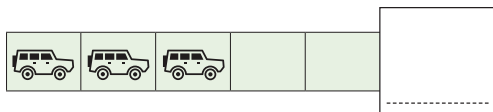
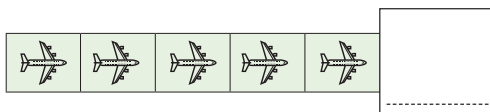
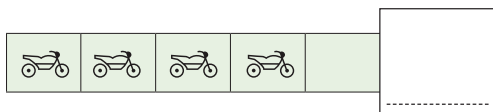


Counting: / Okuyalula:

Count the wheels: / Yalula omagulu:






Count and write the number: / Yalula e to nyola onomola:



Measuring: / Okuyeleka:

Order by length. Write the letters from the shortest to the longest.
/ Landulathanitha muule. Nyola oondanda okuza kondanda ofupi
wuuka kondanda onde



Transport



helicopter



ambulance



motorcycle



truck



car



boat



hot air balloon



bus



truck

Answer the following questions:

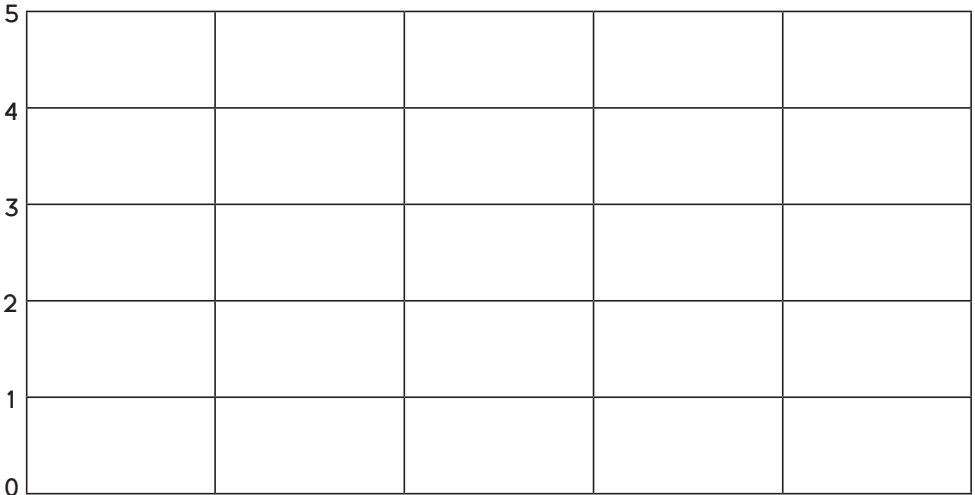
- 1. The purple _____ is pretty.
- 2. The green _____ is big.
- 3. The yellow _____ is long.
- 4. Father has a red. _____
- 5. We sail in our blue _____ on the water.
- 6. Write one sentence about your favourite type of transport.

Oshivike 10

Ondondo 1

Transport / Iiyenditho

Make a bar graph to show how many of each type of transport there are: /
Ninga ografa wu ulike oludhi kehe lwasheenditho kutya olu li po lungapi?



Oshivike 10
Ondondo 1

1. How many cars are there? _____
Oohauto odhi li po ngapi? _____

2. How many aeroplanes and busses are there together? _____
Oondhila noombesa adhihe kumwe odhili ngapi? _____

3. How many fewer taxi's are there than cars? _____
Ootekisa odhi vule oohauto nangapi? _____

Success begins with education

Parents will be able to visit the website and watch daily videos or they can subscribe to our Zoshy Telegram channel to receive daily videos. One can also download the PDF version of the book on the website. Also watch our daily show on Active Kids to watch your favourite lessons.



<https://t.me/zoshyonline>



For extra perks!

ONLINE

How does it work?



Easy peasy steps to follow

Register at zoshy

You can save your favourite lessons and find them easier



- Step 1: Find us at www.zoshy.online or scan the QR code
- Step 2: Find your grade and select the year
- Step 3: Choose your language
- Step 4: Choose the week you want to learn out of
- Step 5: Choose lessons from what lessons there are
- Step 6: Download booklet if you do not have it
- Step 7: Watch and follow the teacher as she explains what to do in the book
- Step 8: Follow us on Facebook (Zoshy & Active Kids) to never miss a video
- Step 9: Subscribe to our Zoshy Telegram channel if you want to receive daily updates



www.zoshy.online

In collaboration with the Ministry of Education, Arts and Culture

PRINT

- 1** Turn the booklet to landscape.
- 2** Take a ruler & tear the booklet at the top long fold.
- 3** Fold the booklet in half.
- 4** The learning journey can start.

STEPS
HOW TO TEAR & USE
THE BOOKLET





GET TO KNOW YOUR TEACHERS!



MEET OUR OSHINDONGA TRANSLATORS



Jonas Mbango



Victoria Mweutyakana

Victoria; Ohayi kwathele aalongi moku nyanyangidha iilongadhalwa yaanona.
Jonas; Oprojeka otayi tungu uuyambiitya maanona molwaashoka:
“Elaka lyandje uuyamba wandje! Uuyamba wetu elaka lyetu.”

Get to know more about another Namibian language!

This week we will be learning about *Khoekhoegowab*.

Did you know?

- Khoekhoegowab has 4 clicks, namely !, |, || and ɕ.
- It is spoken in Namibia, Botswana and South Africa.
- There are about 200 000 people in Namibia that speaks Khoekhoegowab.
- Regions in Namibia where it is mostly spoken include; **Kunene, Khomas, Hardap, Omaheke, Otjizondjupa and Oshikoto.**

Take part in our competition of the week!

You stand a chance to

WIN N\$ 100

What have you enjoyed about the My Zone school books and online school? Whatsapp your answer with the following:

+264 81 850 3609

Name & Surname, Grade, School and picture of you holding one of our books.

