

# Pre-primary: Week 11 & 12

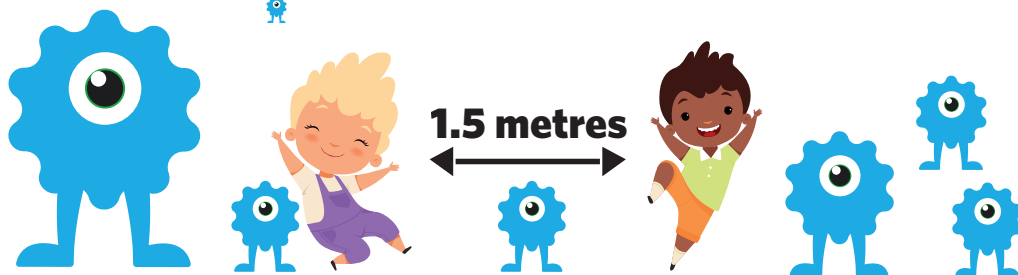
## Ngcara dhokwishi: Thivike 11 no 12

5-6 years / myaka 5-6

English / Thimbukushu

Draw a picture of your house./  
Faneke thiperende tho dighumbo dyenu.

# My Home / Dighumbo dyetu



These numbers indicate which day you can complete each worksheet! But if you want to, you can work ahead and do the rest as well.

**This publication is a collaboration between the Ministry of Education, Arts and Culture and Namibia Media Holdings. This publication is sponsored by the Ministry.**

**Copyright © Ministry of Education, Arts and Culture.** All parts of this publication cannot be reproduced, stored in a retrieval system or transmitted in any form or by any means, electronic, mechanical, photocopying, recording or otherwise without prior permission of the Ministry of Education, Arts and Culture or the Publisher.

Production by: Namibia Media Holdings **NMH** NAMIBIA MEDIA HOLDINGS

Printing: Newsprint Namibia **newsprint** NAMIBIA

**The Ministry of Education, Arts and Culture**  
www.moe.gov.na





## My home / Dighumbo dyetu

Colour the house with the colours of your choice. /  
Kunye dighumbo nothirombo thoye ghothinda.



Colour the picture which shows the correct way of crossing a road. /  
 Kunye thiperende ethi thakuneghedha muhingo ghoghuhunga  
 ghokuregha / kutjinaghana pathitavura.



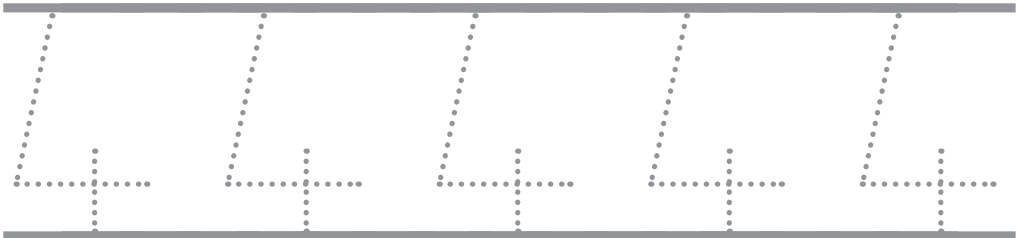
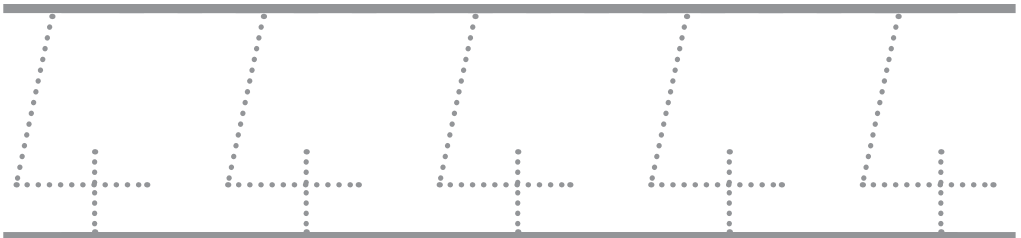
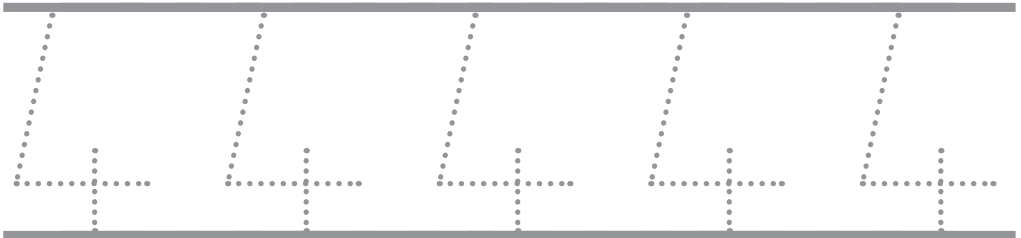
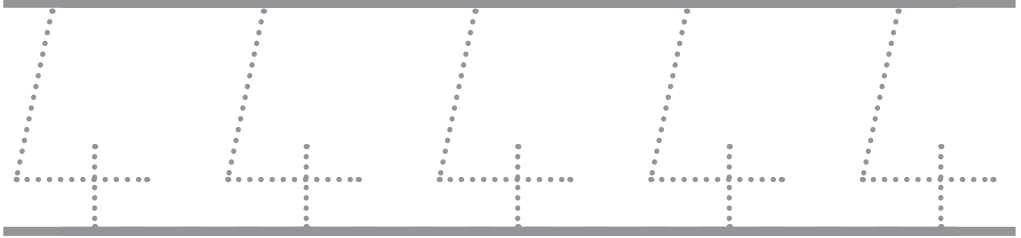
Thivike 11

Ngcara dhokwishi





Trace the number 4. / Temunune nomora 4.



Thivike 11

Ngcara dhokwishi

Use newspapers to cut out the shape of a house and paste it on this page. / Rughanithe yimbapira keheyi noyimbapira yombudhi noyitende rupitu ro ndhugho no dhirameke padipepa di.


Thivike 11

Ngcara dhokwishi



Match the words to the pictures. / Rikanyithe ñando no thiperende.

door / dikungu




wall / dikuma



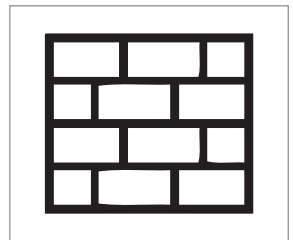
Thivike 11

window / thitarero




Ngcara dhokwishi

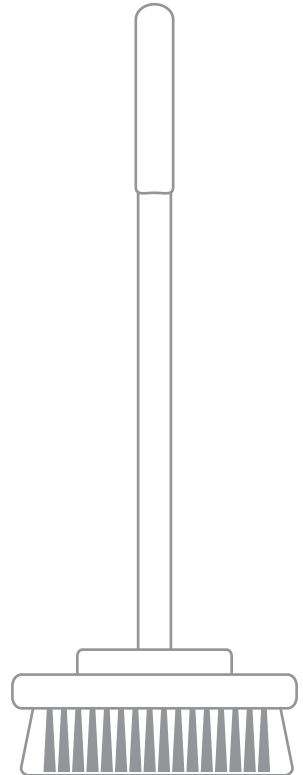
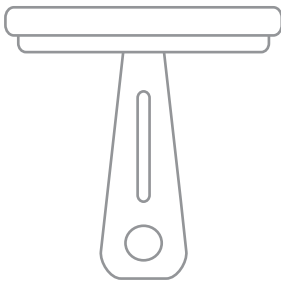
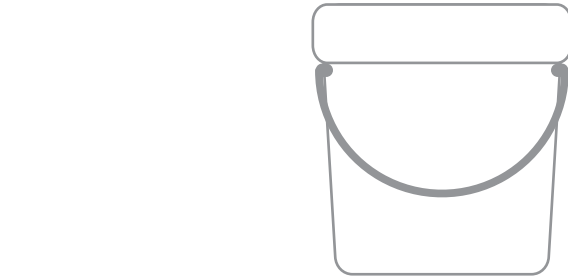
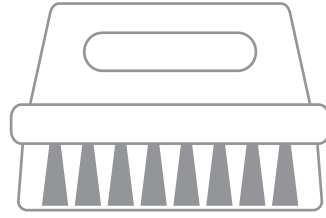
roof / wiru dho  
ndhugho



floor / pamuve  
mwishi dho ndhugho



Colour all cleaning tools used to clean the house. / Kunye yighurughanitha yoyiheya yokurughanitha kukenitha ndhugho / dighumbo.



Thivike 11

Ngcara dhokwishi

Complete the number pattern. / Manithe manomora gho murembo.

4, 3, 2, 1,  
4, 3, \_\_, \_\_

---

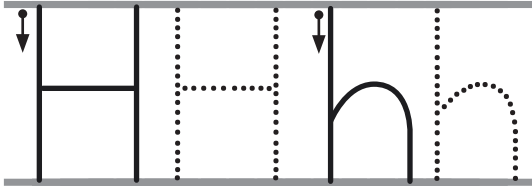
1, 2, 3, 4,  
\_\_, 2, \_\_, 4

---

4, 3, \_\_, \_\_,  
4, \_\_, \_\_, \_\_

## All about the letter 'h'

Trace the dotted lines on the letter h. Then write your own h next to it. /



horse




Thivike 11



Ngcara dhokwishi



Trace the pattern until the end and do not stop. /  
Temunune murembo kate kughuhura wahana kwimana.



Thivike 11

Ngccara dhokwishi

Draw cleaning materials or tools used to clean the house. Talk about the danger of living in a dirty house with your teacher or parent. / Faneke yirughanitha yokukenitha ndhugho / dighumbo. Ghambe maghukukutu ghokuthiya ndhugho nodidhiro na mitiri ghoye endi na mukuru ghoye.





Thivike 11

Ngcara dhokwishi





Colour all the pictures that starts with the h sound. / Kunye yiperende yoyiheye yokutangitha no mughuma gho "k".



Thivike 1 1

Ngcara dhokwishi

Draw any dangerous objects in the house and talk about it with your teacher or parent. / Faneke kehe thino thinu mundhugho thokureta maghukukutu no kuvureke na muhongi/mitiri ghoye endi namukuru ghoye.

Thivike 11

Ngcara dhokwishi



Collage this house with any materials available. /  
Bataadheke dhi ndhugho no kehe yirughanitha sho wane.



Thivike 1 1

Ngcara dhokwishi


Draw any special occasion that you had in your house. / Faneke kehe thino thirika thomudyo mwakarire natho mudighombo dyenu.

Thivike 11

Ngcara dhokwishi



Colour the first picture blue, second picture red and the last picture yellow. / Kunye thiperende tho kutanga nothirombo tho thina mahako, thoghuwadi thi kunye no thirombo tho thikihu thokumanithera thikunye thirombo tho thina dihenga.



Join the words that are the same. / Nunge mañando ghokukupitura

door / dikungu

roof / pawiru  
dhondhugho

wall / dikuma

door / dikungu

window / thitarero

house / ndhugho

roof / pawiru  
dhondhugho

window / venster

house / ndhugho

wall / dikuma

Identify the names with same beginning sound./  
Nongonone mena ghokutanga no thighuka thokukupitura.



Hans /Kana



Roger /Kandjungu



Hein /Mushambe


Thivike 12

Ngcara dhokwishi

Match the number to the correct set of houses. /  
Rikanyithe manomora gho ghuhunga no mandhugho ghanakurikanya.

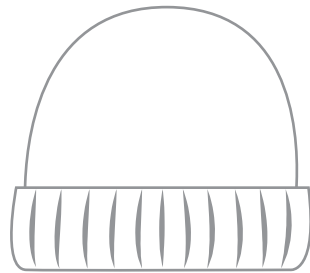
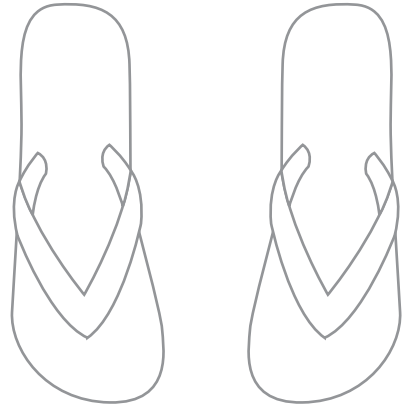
Thivike 12

Ngcara dhokwishi





Colour the pictures of clothes. For clothes that we wear in summer, colour it yellow and for clothes that we wear in winter, colour it blue. /  
Kunye thiperende ghoyitere. Kunye yitere eyi tuna vatanga paditenya nothirombo tho thina dihenga, yitere eyi tuna vatanga pa kufu yikunye no thirombo tho thina diwuru.




Thivike 12

Ngcara dhokwishi


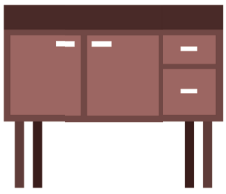

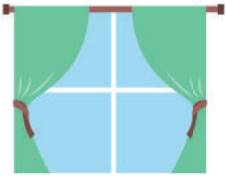
Create your dream house by finger painting. /  
Tende ndhugho dhoye edhi warota pakudhi faneka/ kunye nomunwe.

Thivike 12

Ngcara dhokwishi



Circle all the green items. / Dhingumutwedhe yinu yoyihe yo thina mahako.



Thivike 12

Ngccara dhokwishi


Find a house in a magazine or newspaper and paste it on this page. /  
Shane ndhugho muyimbapira yo mbudhi no dhirameke padipepa di.

Thivike 12

Ngcara dhokwishi



Cut out the pictures cards and paste them in the correct sequence. /  
Tete yiperende yi payikarata no yirameke mumuhingo ghoghuhunga.




Thivike 12

Ngccara dhokwishi




Cut out the picture cards and play a game:

Take a card, show others what tool is on the card and say how it can be used to clean the house. / Tete yiperende yi payikarata no pepe thipepa. Shimbe thikarata no thineghedhe kwawayendhoye wipura eshi, thirughanitha munye thidi pathikarata no ghambe eshi ngepi edi ghokuthirughanitha mukukenitha ndhugho/dighumbo.



Thivike 12



Ngcara dhokwishi







Cut out and build the puzzle: /  
Tete no rughane thiperende thi hatjinaghura.



Thivike 12

Ngcara dhokwishi



# Success begins with education

Parents will be able to visit the website and watch daily videos or they can subscribe to our Zoshy Telegram channel to receive daily videos. One can also download the PDF version of the book on the website. Also watch our daily show on Active Kids to watch your favourite lessons.



<https://t.me/zoshyonline>



For extra perks!

## Register at zoshy

You can save your favourite lessons and find them easier

How does it work?

### Easy peasy steps to follow

- Step 1: Find us at [www.zoshy.online](http://www.zoshy.online) or scan the QR code
- Step 2: Find your grade and select the year
- Step 3: Choose your language
- Step 4: Choose the week you want to learn out of
- Step 5: Choose lessons from what lessons there are
- Step 6: Download booklet if you do not have it
- Step 7: Watch and follow the teacher as she explains what to do in the book
- Step 8: Follow us on Facebook (Zoshy & Active Kids ) to never miss a video
- Step 9: Subscribe to our Zoshy Telegram channel if you want to receive daily updates



[www.zoshy.online](http://www.zoshy.online)

In collaboration with the Ministry of Education, Arts and Culture

PRINT

- 1 Turn the booklet to landscape.
- 2 Take a ruler & tear the booklet at the top long fold.
- 3 Fold the booklet in half.
- 4 The learning journey can start.

**STEPS**  
HOW TO TEAR & USE  
THE BOOKLET



Capricorn Foundation



