

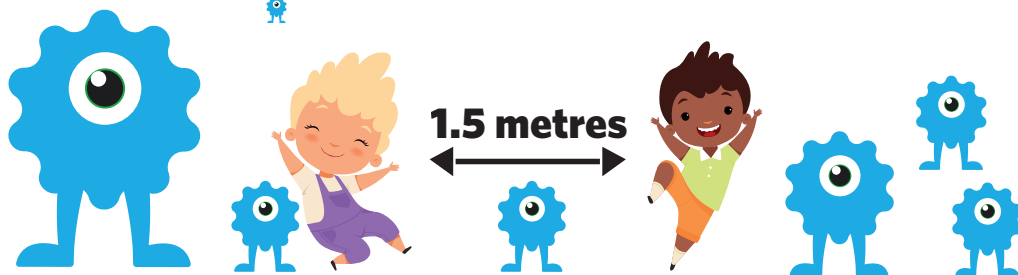
Pre-primary : Week 13 & 14 / Ntambo zetateko : Sivike 13 no 14

5-6 years/ nomvhura 5-6

English / Rukwangali

Draw a picture of your house. /
Faneka efano lyembo lyeni.

My Home / Embo Iyange



These numbers indicate which day you can complete each worksheet! But if you want to, you can work ahead and do the rest as well.

This publication is a collaboration between the Ministry of Education, Arts and Culture and Namibia Media Holdings. This publication is sponsored by the Ministry.

Copyright © Ministry of Education, Arts and Culture. All parts of this publication cannot be reproduced, stored in a retrieval system or transmitted in any form or by any means, electronic, mechanical, photocopying, recording or otherwise without prior permission of the Ministry of Education, Arts and Culture or the Publisher.

Production by: Namibia Media Holdings **NMH** NAMIBIA MEDIA HOLDINGS


Printing: Newsprint Namibia **newsprint** NAMIBIA

The Ministry of Education, Arts and Culture
www.moe.gov.na



My home / Embo lyanje

Cut out pictures of furniture from a magazine/catalogue and paste it on this page. / Tenga mafano goyihongagura mosayitunga ndi mekurante ntani sirameke pepenuno apa.





Colour the flowers around the house with green, blue and yellow. /
Kwita nombya dina kundurukida nzugo no yikwitiso : sinamahako,
sineguru ntani souhenga.

Sivike 13

Ntambo zontateko



Match objects to the correct house. /
Gwanekedesa yifano komafano gononzugo douhunga.



Sivike 13

Ntambo zontafeko

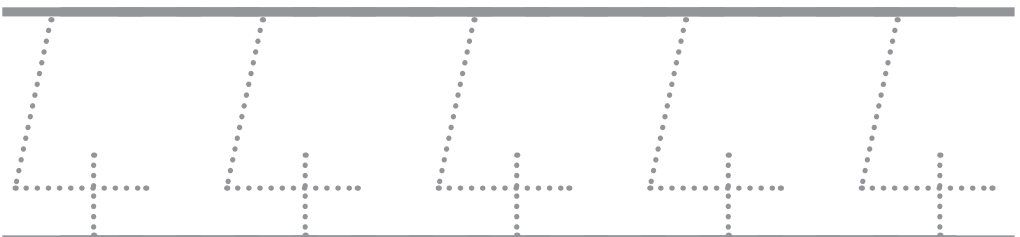
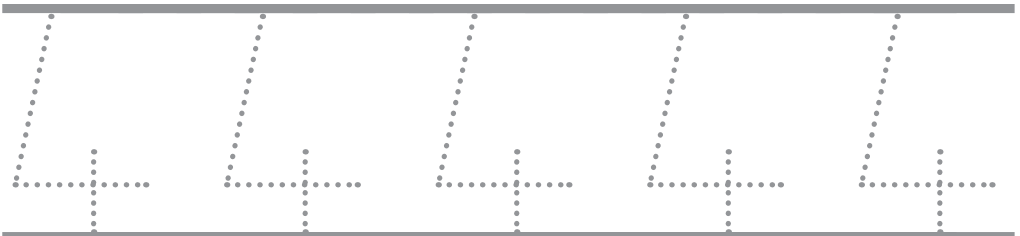
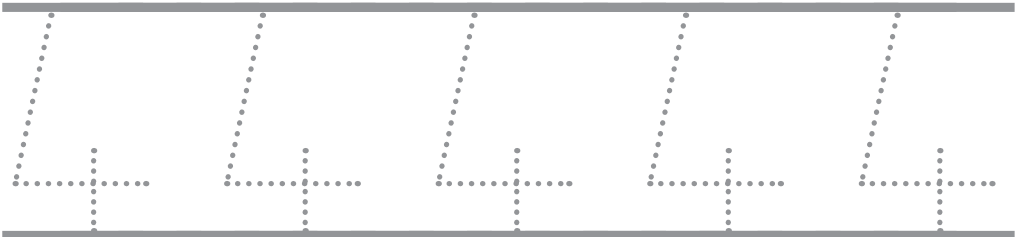
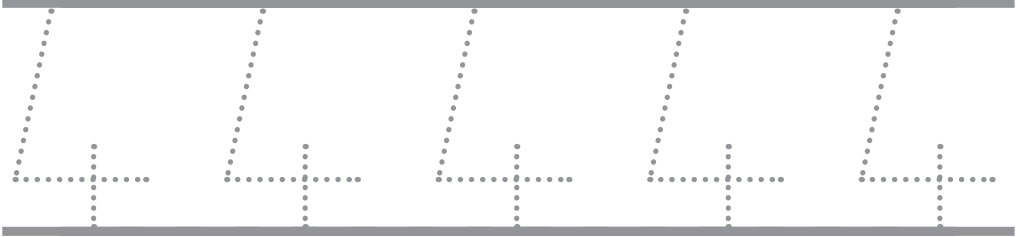
Colour the thick objects with green and thin objects with yellow. /
Kwita mafano gomanene no sikwitiso sosinamahako ntani gomanunu
sikwitiso souhenga.



Sivike 13

Ntambo zontateko

Trace a dotted number 4. / Kwama moyindomo yo nomora 4.



Sivike 13

Ntambo zontafeko

Write the number 4. / Tjanga nomora 4.

Sivike 13

Ntambo zontateko



Draw a thick object and a thin object in the provided space./
 Faneka efano lyosininke sosinene ntani sosinunu pepenuno apa
 vana kupe.

thick / sosinene

thin / sosinunu

Colour what you do on Saturday with yellow and what you do on Sunday with green. / Kwita yirugana eyi orugana momapeu nosikwitiso souhenga ntani yomo sondaha sikwitiso sosinamahako.

Sivike 13

Ntambo zontateko



Fill in the missing numbers. / Zwidamo nonomora dina dilimo.

1, __, 3, __

1, 2, __, 4

__, 2, 3, __


Sivike 13

Ntambo zontateko


Connect the sets of objects to the correct number. /
Gwanekedesa mafano goyininke konomora zouhunga.




1



3



4




2

Sivike 13

Ntambo zontateko



Cut out the picture cards and arrange them from shortest to longest. /
Tenga yikarata yomafano , makura ove oyi kwamese kwesi kutundilira
sosisupi dogoro kwesi sosire.



Sivike 13

Ntambo zontafeko



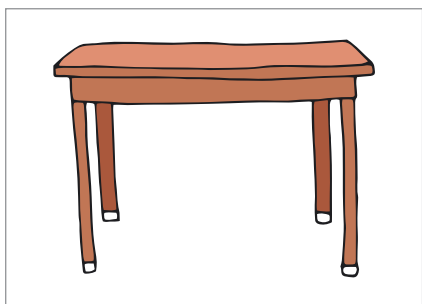

Complete the given pattern. / Manesa patorona ozo vana kupe.



Sivike 13

Ntambo zontafeko

Count the objects and write the correct number in the block.
 Varura yifano ntani otjange nomora zouhunga mosimbangu.



Sivike 13

Ntambo zontateko




Circle all pictures with sweet food, talk about it with the teacher or parent. / Dingilikida mafano nagenye gonondja nosuka, galiyonga nomurongi ndi mukurona.



Draw a house inside the given circle. / Faneka nzugo monda zosikwamusere oso vana kupu.

Sivike 14

Ntambo zontateko



Copy a given number patterns in the provided space. /
Temwinina patorona zonomora pevega olyo vana kupe.

1, 2, 3, 4, 4, 3, 2, 1

3, 4, 4, 1, 1, 2, 2, 1

1, 4, 3, 2, 1, 4, 3, 1





Sivike 14

Ntambo zontafeko

Colour the heavy items red and the light items green. /
Kwita yifano youdigu nosikwitisososigeha ntani youreru
nosikwitisososinamahako.

Sivike 14

Ntambo zontateko



Circle all the 10c. / Dingilika 10c nadinnye .



Sivike 14

Ntambo zontafeko

Circle all number 4s with a green crayon. /
Dingilika no 4 nadingye nosikwitiso sosinene sosinamahako .


1 3 2 4 2 1
4 1 3 2 3 2
2 1 3 2 1 3 2
4 3 4 1 4 1 3
1 2 3 4 4 2
2 3 2 4 1 4 3
4 3 4 2 4 1

Sivike 14

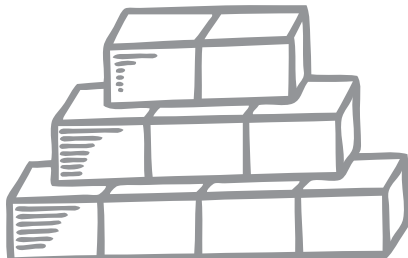

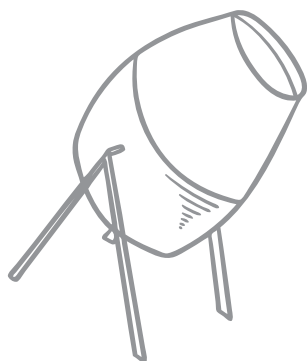

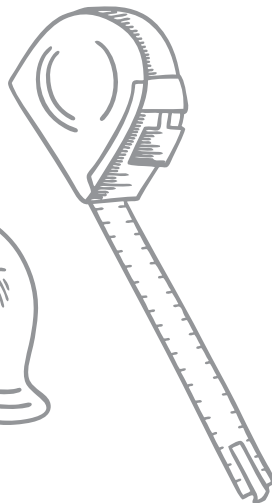
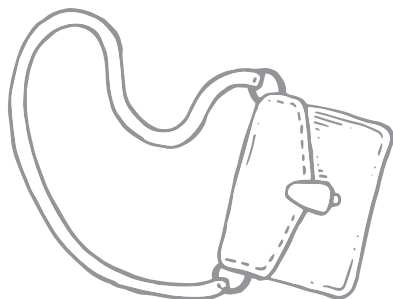
Ntambo zontateko



Draw two different houses and talk about them with the teacher or parent. / Faneka mafano gavali gono nzugo dokulisiga ntani oga liyonge nomurongi ndi mukurona.



Circle materials that you can use to build your house. /
Dingilika yininke eyi noruganesa odike nzugo zoge.



- Play the miming game:
1. Cut out the picture cards.
 2. Mime the action on the card.

- Dana sidanwa sokutemwinina:
1. Tetagura yikarata yomafano.
 2. Temwinina eyi sina kutanta sikarata.



Cut and paste the pictures in the correct box. /
Tenga nokurameka mafano mosimbangu souhunga.

At home / Kembo

At school / Ko sure

Sivike 14

Ntambo zontateko



Colour the houses the correct colour. /
Kwita nonzugo nomaruvara gouhunga.



purple / ugehahenga



orange / sineguni



blue / sineguru



green / sinamahako



yellow / uhenga



red / ugeha



brown / umbombo



pink / uzerageha







Sivike 14

Ntambo zontafeko

Match the similar object with a line./
Ruganesa musonda okwatakanesa mafano gokulifana .

Sivike 14

Ntambo zontateko



Success begins with education

Parents will be able to visit the website and watch daily videos or they can subscribe to our Zoshy Telegram channel to receive daily videos. One can also download the PDF version of the book on the website. Also watch our daily show on Active Kids to watch your favourite lessons.



<https://t.me/zoshyonline>



For extra perks!

How does it work?

Register at zoshy

You can save your favourite lessons and find them easier

Easy peasy steps to follow

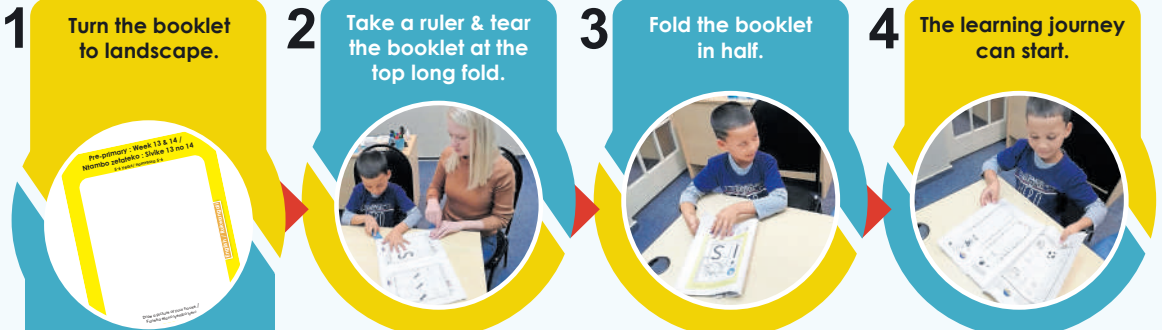
- Step 1: Find us at www.zoshy.online or scan the QR code
- Step 2: Find your grade and select the year
- Step 3: Choose your language
- Step 4: Choose the week you want to learn out of
- Step 5: Choose lessons from what lessons there are
- Step 6: Download booklet if you do not have it
- Step 7: Watch and follow the teacher as she explains what to do in the book
- Step 8: Follow us on Facebook (Zoshy & Active Kids) to never miss a video
- Step 9: Subscribe to our Zoshy Telegram channel if you want to receive daily updates



www.zoshy.online

In collaboration with the Ministry of Education, Arts and Culture

PRINT



STEPS
HOW TO TEAR & USE
THE BOOKLET





GET TO KNOW YOUR TEACHERS!



Olga José

Life Skills teacher at the Hearing Impaired school and sign language teacher at My Zone Online School.

Online school has made it possible for learners to learn in a flexible way at their pace, the inclusion of our special learners (deaf) brought tears to our eyes as the aim is "Education for all"

I am amazed at what is accomplished so far. Well done online education.

Get to know more about another language!

Word of the week: **read**

Oshikwanyama

lesha

Khoekhoegowab

khomai

Thimbukushu

kutoya

Deutsch

lessen

Oshindonga

lesha

Rukwangali

kuresa

Silozu

kubala

Otjiherero

resa

Rumanyo

varura

Afrikaans

lees

Take part in our competition of the week!

You stand a chance to

WIN N\$ 100

Send a video of you reading a story in the book and tell us what you enjoy about reading. Whatsapp your answer with the following:

+264 81 850 3609

Name & Surname, Grade, School and your video.