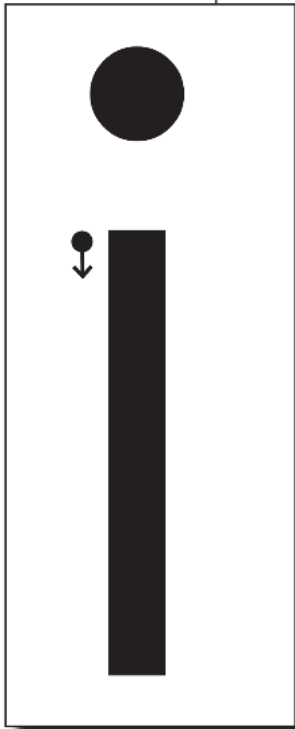
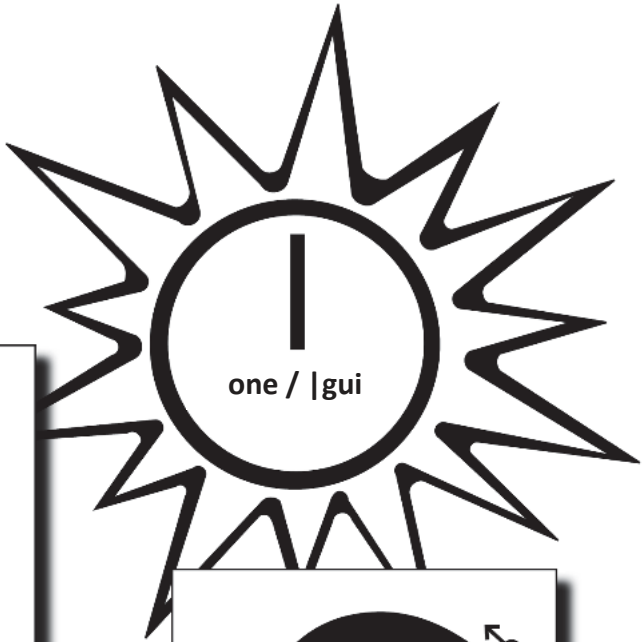



Grade 1: Week 1 & 2

Xrat 1: Wekheb 1& 2



English / Khoekhoegowab

My Family/ Ti | Aokhoen



Ministry of Education,
Arts and Culture



NAMIBIAN
COMMUNITY TRUST

unicef 
for every child





- | | | | | |
|----------|----------|----------|----------|----------|
| 1 | 2 | 3 | 4 | 5 |
|----------|----------|----------|----------|----------|

These numbers indicate which day you can complete each worksheet! But if you want to, you can work ahead and do the rest as well.

This publication is a collaboration and joint sponsorship between The Ministry of Education, Arts and Culture and Amos Meerkat Syllabus who are supported by Hollard and FNB Namibia.

Copyright © Ministry of Education, Arts and Culture. All parts of this publication cannot be reproduced, stored in a retrieval system or transmitted in any form or by any means, electronic, mechanical, photocopying, recording or otherwise without prior permission of the Ministry of Education, Arts and Culture or the Publisher.

Copyright © Amos Namibia. All rights reserved. No part of this specific publication may be reproduced, stored in a retrieval system or transmitted in any form or by any means, electronic, mechanical, photocopying, recording or otherwise without the prior permission of the publishers.

Production by: Namibia Media Holdings  **NAMIBIA MEDIA HOLDINGS**

Printing: Newsprint Namibia  **newsprint**



My family / Ti | Aokhoen

Read these words everyday /
Sao ra mîde tsëkorobe khomai re:

father / dadab

sister / !gâsas


boy / |gôab / axab

baby / Îarob

mother / mamas

brother / !gâsab

girl / |gôas/ axas



father / dadab



mother / mamas



boy / axab



girl / axas



baby / arob



brother / !gâsab



sister / !gâsas

Number 1 / Gui

Trace the words/ Mîde xoa !nâ / ‡gae‡nami re:

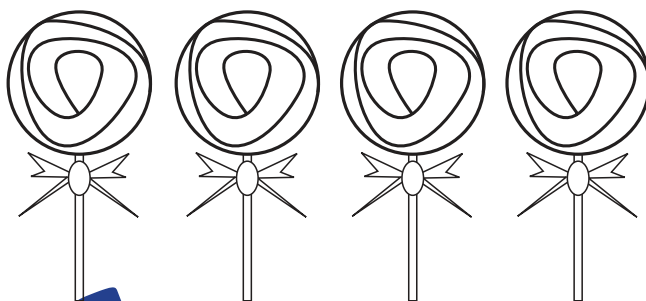
one	gui
one	gui
one	gui



one/ |gui

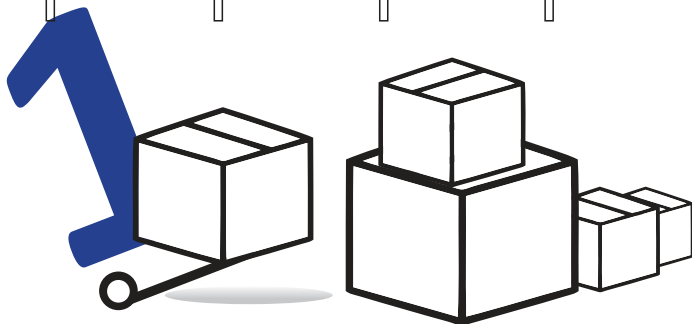
Wekheeb 1

Colour in one of the lollipops/
|Gui |ekkeran anan !nâ re:



Xrat 1

Colour in one of the blocks/
|Gui bloksa anan !nâ re:




Cross out all the number 1's/ Hoaraga 1ga Xsa xoa ai re:

1	5	4	3	2
2	4	2	5	1
1	2	3	1	4

The 'a' sound / Ā - |ōb

Colour in/ Anan !nâ

Colour in/ Anan !nâ



Circle the small letter 'a' / †khari xoamûs |kha xoasa mîsa †gae†nami re

b	A	a	i	A	a	C	q
H	a	E	A	K	a	Z	A
v	x	f	a	k	l	w	r

Wekheeb 1

Trace/ †gae!nâ

Write/ Xoa


Tracing practice for uppercase 'A' and lowercase 'a' on a three-line grid. The first row shows a dotted 'A' with stroke order arrows (1: diagonal down-left, 2: diagonal down-right, 3: horizontal crossbar) followed by four more dotted 'A's. The second row shows a dotted 'a' with stroke order arrows (1: counter-clockwise circle, 2: vertical line down) followed by four more dotted 'a's. To the right of the 'a's are four red dots on the top line, indicating starting points for independent writing.

Xrat 1

Trace/ †Gae!nâ

A - B - C -
- D - E - F -
- G - H - Ī -

Tracing practice for a zigzag pattern and a cursive 'a' pattern. The top row shows a dotted zigzag line starting with 'A' and ending with 'A'. The bottom row shows a dotted cursive 'a' pattern starting with 'a' and ending with 'a'.



| Ō - aisa || Naetisa mîdi

Khomai:

‡û
kai
en

Mîde xoa!nâ:

‡û
kai
tsî

Wekheb 1

Sao ra |ûgu |kha mîde anan re:

|apa



tsî

‡hoa



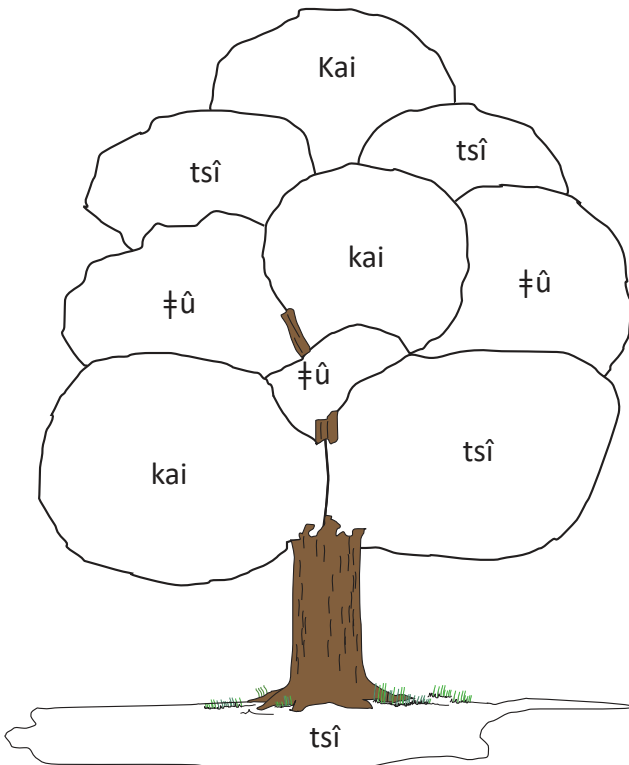
Kai

!am



‡û

Xrat 1



Mîde xoa!gâ!gâ! re

o || m _____

â i s _____

î a x _____

Days of the week/ Wekheb Tsēdi

Write the days in order/ Wekheb tsēde Ꞥhanu Saogub Inâ xoa re:

1.

Sunday/
Sontaxtsēs

2.

3.

4.

5.

6.

7.

Monday/ Mantaxtsēs
Thursday/ Donertaxtsēs
Wednesday/ Wunstaxtsēs
Saturday/ Satertaxtsēs
Tuesday/ Denstaxtsēs
Friday/ Fraitaxtsēs

Family members (Pronouns)/
|Aokhoe ||anin (|Onmîꞑnû||khaes)



I - Tita



you-Sats



he- ||îb



she-||îs

English / Khoekhoegowab

3

Write the number / !Gôasa ðhanuse xoa re

Tracing lines for the number 3, consisting of a solid line, a dotted line, and a solid line.

Count / !Gôa


Empty square box for counting.

How many? Mâtikō?



Empty square box for counting.

How many? Mâtikō?



Empty square box for counting.

How many? Mâtikō?

Wekheeb 1

Xrat 1

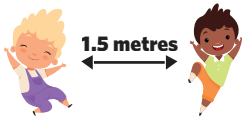
Complete / DĪ-toa re


Tracing boxes for a dot and a vertical line.

Tracing boxes for a dotted circle and a dotted vertical line.

Two empty square boxes for independent practice.

0 [] 2 3 4 5 6 7 8 9 10





What happens first?
Tare-e ra †gurose ī?

1

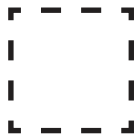

2

3

blue
†hoa

red
|apa

green
!am



Colour in each shape in the colour shown by the pencil. /
Mâ Īsib hoaba ||gausa a |ûb |kha anan lnâ re.




green/
lama



red/
lapa



yellow/
!huni




Wekheeb 1

Xrat 1



Personal Pronouns/ |Onmîꞑnû||khaes

Look at each picture and choose the pronoun, then colour in the correct circle. / Mâ ai-îsib hoaba kō tsî |onmîꞑnû||khaesa ||hûi tsî ꞑhanu ꞑgaeꞑnamisa anan !nâ re.



I - Tita

you - sats



it - ||î-i

she - ||îs



he - ||îb

it - ||î-i




we - sida

I - tita



we - sida

it - ||î-i



we - sida

them - ||în

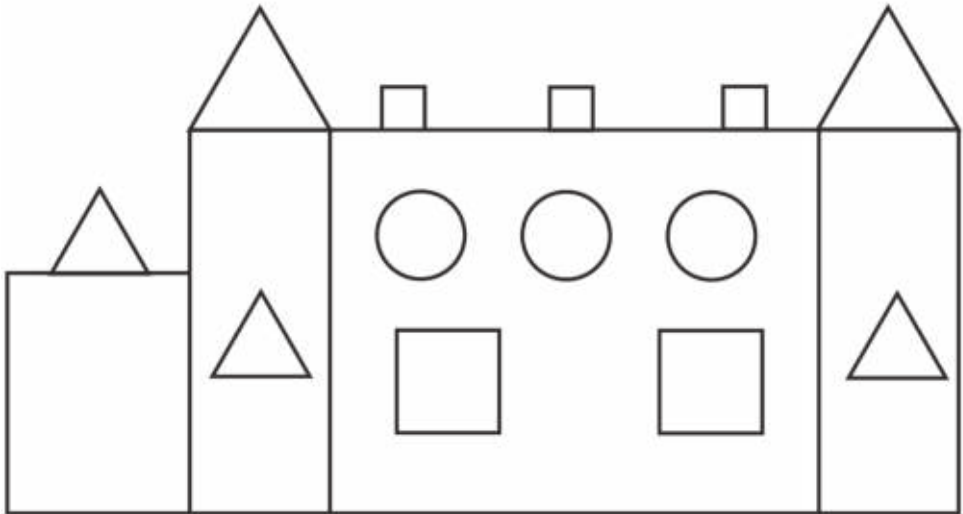


FINISH THE PICTURE

- Draw the sun above the castle.
- Draw a door between the square windows.

Ai-īsiba dītoa re

- Soresa oms |gapise |nō||nâ re.
- Daosa hakalkhābe mūϕuidaora ||aegu |nō||nâ re.



How many circles?
Mâtikō ϕgaeϕnamide?

How many squares?
Mâtikō haka|khābede?

How many rectangles?
Mâtikō ϕhanu||hōabede?

How many triangles?
Mâtikō !nona||hōabede?

Essau and Jacob/ Essaub tsî Jacobi

Colour in the picture/Ai-īsiba anan Inâ re.



Pronouns / | Onmîḡnû||khaes

1. Trace each word/ Mîde ḡgae!nâ re
2. Sound it out/ |Ō|Ō re
3. Draw a line from the word to its matching image/
Mîsa xû ḡhanu ai-īsib ||ga ||garaga ḡgae re.

it / ||ḡ- i





she / ||ḡs

he / ||ḡb

they / ||ḡn

he / ||ḡb

she / ||ḡs



Wekheḡ 1

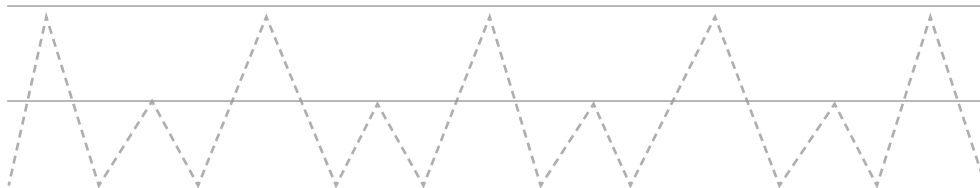
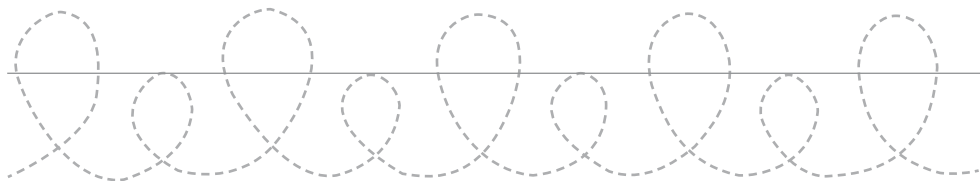
Xrat 1

Trace over the broken lines. /
Patronga ꞑgae!nâ re.



Wekheb 1

Xrat 1



My progress / Tî ai!gûs

Weak/ ꞑkhwusa	Fair/ ꞑkhîꞑkhîxa	Good/ !gâi	Very good/ Kaise !gâi	Excellent/ ꞑoaꞑamsa
------------------	---------------------	---------------	--------------------------	------------------------

My Family/ Ti | Aokhoen

Revise the words from last week:/
T̄go wekheb m̄ide !ḡu!ḡa re:

father / dadab

brother / !ḡasab


sister / !ḡasas

baby / îarob

boy / axab

girl / axas

Read these words everyday/ Ts̄ekorobe n̄e m̄ide khomai re.



Sightwords/ ||Naetisa Mîdi

Read it! / Khomai re


Trace the words! / Xoa!nâ re.

one/ |gui
two/ |gam
three/ !nona

one |gui
two t |gam
three !nona



Find and colour: one, two, three
Hō tsî anan !nâ re: |gui, |gam, !nona




Match the correct number with the number name: /
‡hanu !gôasa ‡hanu !gôamîs |kha |hao|hao re:

2 △ △
3 □ □ □
1 ○

three/ !nona
one/ |gui
two/ |gam

Days of the week/ Wekheb Tsēdi



Trace the words. /
Tsēdi | onde xoa!nâ re.

Monday Mantaxtsēs

Tuesday Denstaxtsēs



Wednesday

Wunsaxtsēs




Wekheb 2

Thursday Donertaxtsēs



Friday Fraitaxtsēs



Xrat 1

Saturday Satertaxtsēs



Sunday Sontaxtsēs



1.5 metres





English / Khoekhoegowab

The 's' sound / S - |ōb

Colour in/ Anan !nâ

Colour in / Anan !nâ



snake/
|aob

Circle the small letter 's'/
‡khari S sa ‡gae‡nami re

Wekheb 2

S	e	s	Z	s	z	C	G
Z	S	E	z	K	S	Z	c
e	S	F	s	C	l	s	r

Xrat 1

Trace/ Xoa!nâ re

Write/ xoa

Trace/‡gae!nâ re


P - Q - R -
 - S - T - U -
 - V - W - W -

The number '2' / |Gams 2

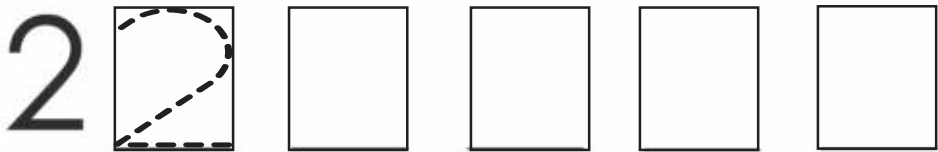


Wekheeb 2

Xrat 1



Write the '2' in the blocks/ |Gamsa blokdi !nâ xoa re.




Copy the other half to match

Nau | khāba Inō||nāikha ikha | khāga | guiti mûsen.


Wekheb 2

Xrat 1



Complete the word sums: / !Gôaǰâibasenna xoamâi re:

1. Mary has 3 bananas and 4 cherries. How many fruits does she have? / Maris ge !nona bananagu tsî cherriedi tsîna ūhâ. Mâtikō haiǰûna hoan |haob ai hâ?



2. There are 4 orange slices. John adds 1 more. How many orange slices are in the plate now? / Haka (4) lemum !kare!ân ge hâ. Johnie ge 1sa ra |aro. Mâtikō lemum !kare!âna hoan |haob ai hâ?








3. Tina has 5 sweets. Rosy has 3 sweets. How many sweets are the altogether? / Tinas ge 5 lekkerde ūhâ. Rosies ge 3de ūhâ. Mâtikō lekkerde hâ hoan |haob ai?



Rhyming words

Colour in the carts that rhymes with the first word.



|Gôas tsî |gôab tsîra ana hâ sarana †gama |ûb |kha anan !nâ re.

(r) |kha ra tsoatsoa sarana !am |ûb |kha anan !nâ re.



Wekheeb 2


Xrat 1



Write the number / !Gôasa xoa re



Count / !gôa re



Complete / Dītoa re




Wekheb 2



Xrat 1

Pronouns / |Onmîꞑû||khaes



Look at the picture and circle what is correct./
Ai-îsiga kō tsî ꞑhanu |gauga ꞑgaeꞑnami re.



	I - Tita
	you - Sats

	
it - î-i	she - îs

	
he - îb	it - î-i

	
I - tita	we - sida

	
we - sida	it - î-i




	
them - în	we - sida

Wekheeb 2

Xrat 1



Circle the heavy objects and cross out the light objects./
!Gom xūna †gae†nami tsî supu xūna (X) | kha ||gau||gau re.



Odd and even numbers/ |Guige||hōbe tsî ðâunâgube

Colour the door or window with even numbers/ |Guige||hōbe !gōade ūhâ daodi tamas ka io mûþuidaode anan !nâ re:



Wekheeb 2

Xrat 1

Colour in the picture. / Ai-īsiba anan !nâ re.

Wekheb 2

Xrat 1



Success begins with education

Parents will be able to visit the website and watch daily videos or they can subscribe to our Zoshy Telegram channel to receive daily videos. One can also download the PDF version of the book on the website. Also watch our daily show on Active Kids to watch your favourite lessons.



<https://t.me/zoshyonline>



For extra perks!

ONLINE

How does it work?



Easy peasy steps to follow

Register at zoshy

You can save your favourite lessons and find them easier



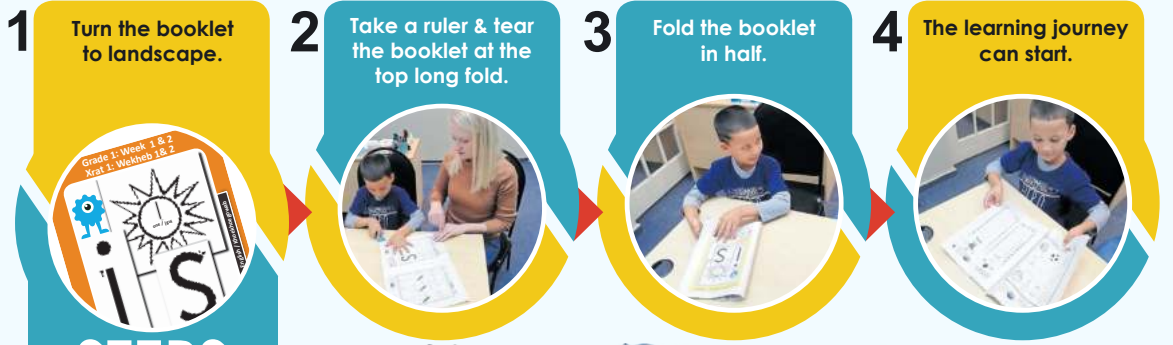
- Step 1: Find us at www.zoshy.online or scan the QR code
- Step 2: Find your grade and select the year
- Step 3: Choose your language
- Step 4: Choose the week you want to learn out of
- Step 5: Choose lessons from what lessons there are
- Step 6: Download booklet if you do not have it
- Step 7: Watch and follow the teacher as she explains what to do in the book
- Step 8: Follow us on Facebook (Zoshy & Active Kids) to never miss a video
- Step 9: Subscribe to our Zoshy Telegram channel if you want to receive daily updates



www.zoshy.online

In collaboration with the Ministry of Education, Arts and Culture

PRINT



STEPS
HOW TO TEAR & USE
THE BOOKLET



DEAR SCHOOL REPRESENTATIVE



LANGUAGE INFORMATION SHEET



Namibia Media Holdings is committed to translate and distribute all Educational booklets for Pre-primary to Grade 3 in various languages. These languages will be printed and distributed in the coming weeks. To assist us, please complete the form below with information regarding your school, region, circuit, languages taught in each grade as well as the number of children per language. This will assist us in accurately distributing all languages across the country.

School: _____

School contact number: _____

School address: _____

Region: _____

Circuit: _____



Language	Amount of children per Grade for each language / Requested copies			
	Pre-primary	Grade 1	Grade 2	Grade 3
English				
Afrikaans				
German				
Khoekhoegawab				
Otjiherero				
Oshikwanyama				
Oshindonga				
Rukwangali				
Silozi				
Thimbukushu				
Other:				

Circuit officer, please provide your contact details below:

Name: _____

Contact number: _____

Address: _____



Signature.....