

Ondondo 3: Otjivike 5 & 6



Otjherero

Ombazu novitjitwa vyomuhoko



Ministry of Education,
Arts and Culture



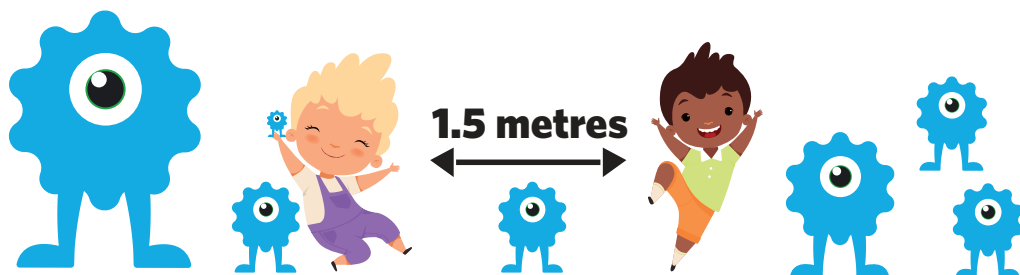
NAMIBIAN
COMMUNITY TRUST



for every child



ONLINE SCHOOL



These numbers indicate which day you can complete each worksheet! But if you want to, you can work ahead and do the rest as well.

This publication is a collaboration between the Ministry of Education, Arts and Culture and Namibia Media Holdings. This publication is sponsored by the Ministry.

Copyright © Ministry of Education, Arts and Culture. All parts of this publication cannot be reproduced, stored in a retrieval system or transmitted in any form or by any means, electronic, mechanical, photocopying, recording or otherwise without prior permission of the Ministry of Education, Arts and Culture or the Publisher.

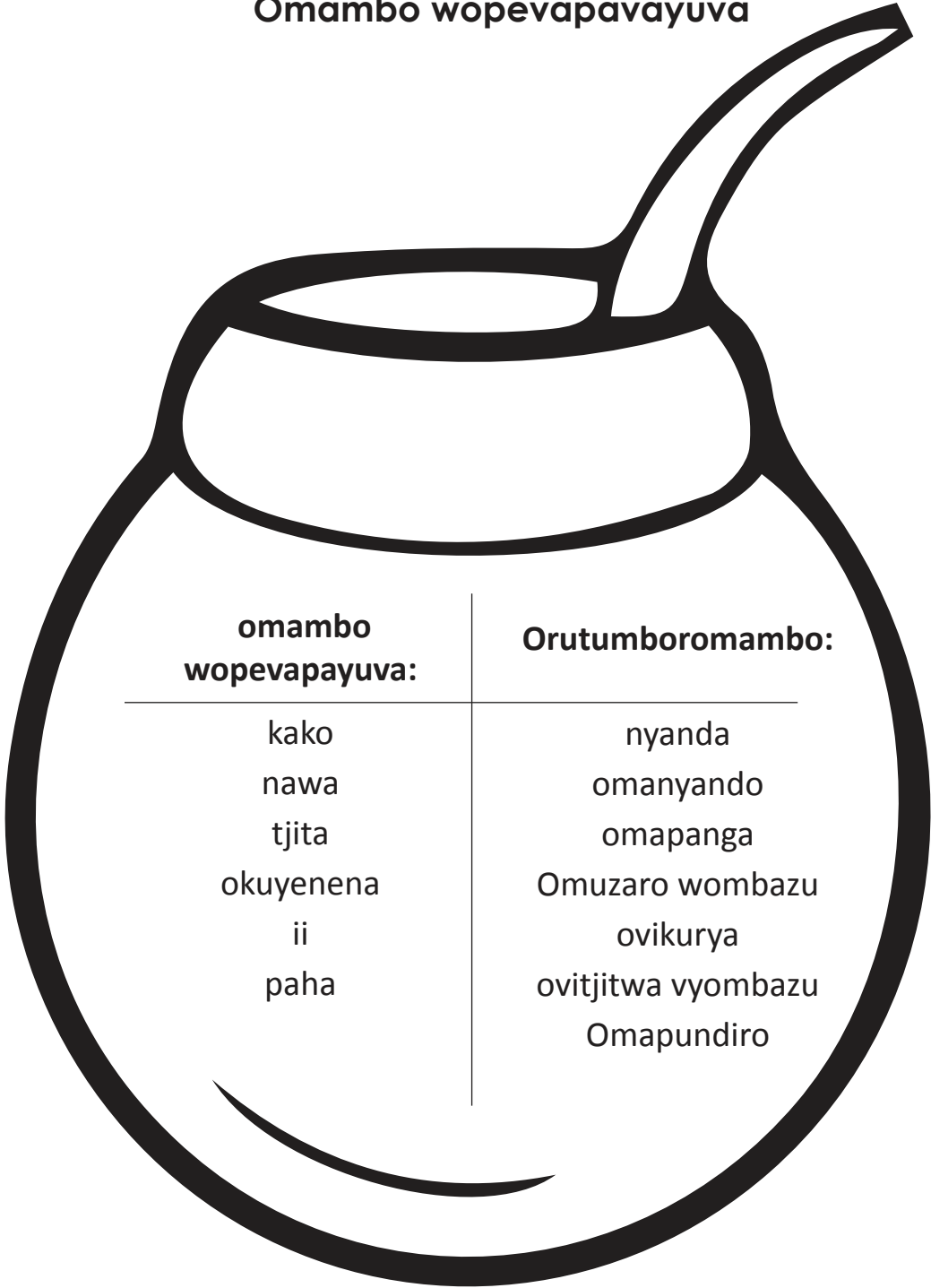
Production by: Namibia Media Holdings **NMH** NAMIBIA MEDIA HOLDINGS

Printing: Newsprint Namibia **newsprint** NAMIBIA

The Ministry of Education, Arts and Culture
www.moe.gov.na



Omambo wopevapavayuva



Ozombosiro

ohunguriva teka osengo hungira pita
 enga tirira ewe embo hira
 onete imbura indjo hinga zika
 eke oiri omuni

Rea nu u toore omambo nga
 tjangwa nomapose nga o “i” no “e”
 u tjange potuveze pu yapwire.



Tjanga omambo ayehe mu muna o “i”	Tjanga omambo ayehe mu muna o “e”



Ozondondo zehupo : Okukura Omerizirira omape: Ehungi raNdapewa



Onganda yetu ka yari kokure na indji ya tate omunene, oruveze orungi romapeta ee uhara puna tjikuume. Indu tjikuukae tje hina okuhepa ombatero yandje. Mba ri noviungura ovingi okuungura pongada. Moruveze ndo mba ri omuṭṭiṭi tjinene okutja hee ungura oviungura ovizeu tjinene, ovingi aavi ungurwa I tjikuukae. Tjikuukae wa ri omuungure wa katjoruhonga aa ungura wina nga koviungura vyovarumendu ponganda. Munao ami mbekura ambi ungura oviungura avihe vyovanatje ovazandu na imbi vyovanatje ovakazona. Mba uta okuzika nozombura hambombari, okutonda ovikokotwa nozombura hambondatu na wina okuhanga omuhao wombazu nozombura muvyu. Mba ri nohange tjinene kokutja ee yenene okuungura oviṅa ovingi mbya urire ovanatje varwe ovazandu novakazona omakura wandje.

Omapuriro

1. Oruṅe Ndapewa tjaa kauhara puna ihe omunene?

2. Ongwaye Ndapewa tje hina aa ungura oviungura ovizeu?

3. Oviungura ovizeu aavi ungurwa i uṅe?

4. Ndapewa wa ri omuatje _____ kuTjikuume naTjikuukae.
5. Eye aa yenene oku _____ nozombura hambombari,
nozombura hambondatu aa _____ nu tjari nozombura muvyu
aa _____
6. Eye wa ri nohange tjaa yenene okuungura oviungura mbya urire ovakwao
ova _____ no _____ .



Oruveze rokambo konḁiro

Yandja ozonomora koviperendero nu u ungure omambo ngu maye pingasana.

1 okambamba - 2 okapi - 3 okayaha - 4 otjokorate

5 okazerona - 6 onguti - 7 okayona - 8 Okareke



2

3

1



4


5

6

7



8



Possessive Pronouns

Pronouns take the place of nouns in a sentence.
A possessive pronoun shows ownership.

Circle the possessive pronouns.

my	your	you	its	our	her
him	his	your	their	there	
whose	you				

Rewrite each sentence to include a possessive pronoun with the noun.

1. I saw the dog that belongs to you.
I saw your dog

2. The coat that belongs to me is warm

3. This is the house that belongs to Sue.

4. Tim's brother is five years old.

5. The horse's leg is sore.

6. Dad is driving the car that belongs to us.

Some possessive pronouns can stand alone. These pronouns include yours, mine, ours, hers, his, and theirs.

Complete each sentence with a possessive pronoun that stands alone.

- This room belongs to my sisters. This room is **theirs**.
- Those glasses belongs to you. Those glasses are _____
- These books belong to Bruce. These books are _____
- Two of these dollars belong to me. Two of these dollars are _____



Mbi uvanga na mbi uhavanga.

Resa nu u tjange onomora koviperendero
Nambano tjanga ohunga novanatje.

1. Hinga okatopatopa
2. Tjaara
3. Punda
4. Nyanda otjimbere tjokomise
5. Resa
6. Nyanda okateni

7. Rara
8. Hinga
9. Nyanda otjimbere tjokomake
10. Okuhwa
11. Nyanda omanyanda wokombjuta




Mba suvera
Wa suvera
Wa suvera

hi suverere
ka suverere
ka suverere


Mba suvera +okunyanda



X



X



✓



✓

Eye ka suverere
okunyanda otjimbere
tjokozombaze.



X



X



✓



✓




✓



✓



X



X



Ovikuvya vyaNamibia

Ovikurya mbi kunwa nokuriwa moNamibia ooviṅe?

Perenda eriro ehomonena ndi riwa moNamibia.

Ojivike 5

Ondondo 3



Ovivarero

Ei rokambo konḡiro

Hwaa omai wokambo konḡiro otja konomora ndja yandjwa mokambamba a kehe.

Otjivike 5

Ondondo 3



Potuvarisa:

Okupotuvarisa ozonomora okutwa
ozonomora mbari kumwe nḁasana.

$8 + 8 = \underline{\hspace{2cm}}$

$3 + 3 = \underline{\hspace{2cm}}$

$3 + 3 = \underline{\hspace{2cm}}$

$11+11= \underline{\hspace{2cm}}$

$0 + 0 = \underline{\hspace{2cm}}$

$2 + 2 = \underline{\hspace{2cm}}$

$0 + 0 = \underline{\hspace{2cm}}$

$6 + 6 = \underline{\hspace{2cm}}$

$9 + 9 = \underline{\hspace{2cm}}$

$3 + 3 = \underline{\hspace{2cm}}$

$8 + 8 = \underline{\hspace{2cm}}$

$6 + 6 = \underline{\hspace{2cm}}$

$6 + 6 = \underline{\hspace{2cm}}$

$2 + 2 = \underline{\hspace{2cm}}$

$11+11= \underline{\hspace{2cm}}$

$12+12= \underline{\hspace{2cm}}$

$1 + 1 = \underline{\hspace{2cm}}$

$0 + 0 = \underline{\hspace{2cm}}$

$7 + 7 = \underline{\hspace{2cm}}$

$12+12= \underline{\hspace{2cm}}$

$8 + 87 = \underline{\hspace{2cm}}$

$10+10= \underline{\hspace{2cm}}$

$4 + 4 = \underline{\hspace{2cm}}$

$10+10= \underline{\hspace{2cm}}$

$5 + 5 = \underline{\hspace{2cm}}$

$11+ 11= \underline{\hspace{2cm}}$

$5 + 5 = \underline{\hspace{2cm}}$

$9 + 9 = \underline{\hspace{2cm}}$

$7 + 7 = \underline{\hspace{2cm}}$

$12+12= \underline{\hspace{2cm}}$

$2 + 2 = \underline{\hspace{2cm}}$

$9 + 9 = \underline{\hspace{2cm}}$

$7 + 7 = \underline{\hspace{2cm}}$

$4 + 4 = \underline{\hspace{2cm}}$

$5 + 5 = \underline{\hspace{2cm}}$

$1 + 1 = \underline{\hspace{2cm}}$

$1 + 1 = \underline{\hspace{2cm}}$

$10+10= \underline{\hspace{2cm}}$

$4 + 4 = \underline{\hspace{2cm}}$



Hingaparisa:

Okuhingaparisa oku haḡena ovandu 2 oviḡa mbi ta pamwe.

Otjihorera ohinga yo 10 0 5.


Hingaparisa ozonomora nḡa . Hitisa eziriro moupaka.



Example:




1. Ohinga yo 24




2. Ohinga yo 12





3. Ohinga yo 16



4. Ohinga yo 22





5. Ohinga yo 14



6. Ohinga yo 26



7. Ohinga yo 18



Omazenguririro wozondjemeno

1. Mama wa randa oukuki 40 pomukandi wandje, ami nomarumbi wandje handje twa ri oukuki 6 rukuru. Oukuki u ngapi mbwa sewa po?

2. Ami mba vara ozohauto 14 ovimbureau nomuṭena kwandje wa vara ozohauto 25 oviserandu. Ozohauto ngapi ndu twa vara azehe kumwe?

3. Ami mba ri nozotjokorate 32 e ungurisa 29. Ozotjokorate ngapi nda sewapo?

4. Ami mba vara ozombombo 12 ngu nda a matu kawondja, omuṭena kwandje o vara ovimboorete 26. Oupuka u ngapi auhe kumwe mbu twa muna?

5. Omuṭuta Joe u nozondu 50 okutja 15 a ze tupuka. Ozondu ngapi nda sewa po?

6. Mama wa ṅanga ovanu 15 komukandi wandje nu ami eṅanga 26. Ovanu ve ngapi avehe kumwe mbu twa ṅanga?

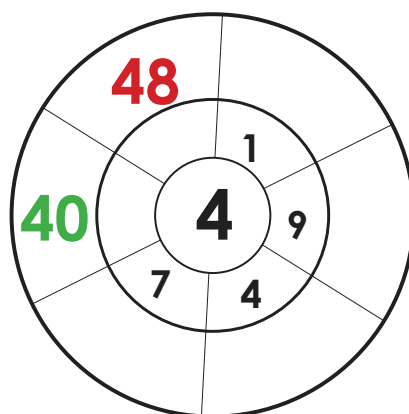
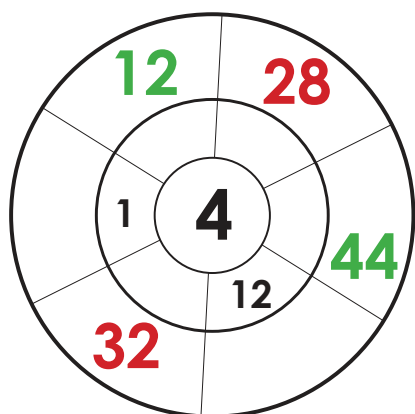


Omatakavarisiro wo 4

1. Hwaa oupuka auhe mbwa takavarisiwa no 4

22	17	2	16	23
24	16	5	32	34
24	20	44	48	12
28	6	28	4	37
3	40	36	44	36

2. Urisa oupaka a motakavarisa ozonomara nonomora indji yomokati nu u tjange eziriro .



3. Tjanga eziriro esemba:

- a. $4 \times 1 =$
- b. $4 \times 5 =$
- c. $4 \times 3 =$
- d. $4 \times 11 =$
- e. $4 \times 10 =$
- f. $4 \times 2 =$



Seninarindi 2021

Tara kokalenda nu uzire omapururo nge ri kehi mba.

1. Omeyuva riṅe omayuva tji ye ri 12 ku Seninarindi 2021 kokakalenda uga?

2. Omaritjavari ye ngapi nge ri mu Seninarindi?

3. Eyuva rongutukiro o 21 ku Seninarindi. Yarisa kokutja eyuva rongutukiro mari wire meyuva riṅe rotjivike ombura ndji.

4. Ben u nyanda otjimbere tjokomake Omandaha arihe. Yarisa kokutja omayuva yari ye ngapi yehore re esenina.


Osondaha	Omandaha	Oritjavari	Oritjatatu	Oritjanine	Oritjatano	Oroviungura
	1	2	3	4	5	6
7	8	9	10	11	12	13
14	15	16	17	18	19	20
21	22	23	24	25	26	27
28	29	30	31			



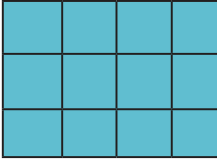
Vara oupaka mbu ri kehi mba u yarisa ounene womihapo.

Omavarero woupaka.

L1S1


 = 1 mo²

1.



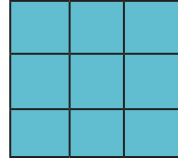
Ounene = _____

2.



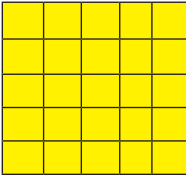
Ounene = _____

3.




Ounene = _____

4.




Ounene = _____

5.




Ounene = _____

6.




Ounene = _____

7.




Ounene = _____

8.



Ounene = _____

9.




Ounene = _____

10.




Ounene = _____

11.



Ounene = _____


12.



Ounene = _____



Ohako yaNamibia



Tara kohako ndji. Orukoze romahundju ru ri potjiuru tjohako. Oruvao rwa haama keheke rokuti onguza kwa Namiva kongotwe yOtjindombo tjaNamiva. Oruvao ru ri pokati kozonḡuno mbari. Ohako i kuramena po oNamibia novandu varo. Orukoze rwomahundju rwa Afika ru nondando ombwa nu ru ri otjo tji yarisiro komamwino omawa wovanane vehi retu. Ozonduno ze tjiukirwa kombango: ondwe, ombuniko ombwa nomutongatima. Otjindombo tjaNamiva (Welwitschia Mirabilis) tji hapa mokuti onguza kwaNamiva notjo tji kondja ouzeu okuhupa. Ku nao otji tjiri otjizemburukiro tjoutongatima wehi retu. Ourenga mbu ri potjiuru tjohako u yarisa ounahepero wozombazu zetu nomuhapo wondiyamanda novize vyomehi. Ozongunḡe zehi retu “oruwano, oukutuke, nousemba ombiri ovipaturure ku kwa kuramena Ongunḡeveta yaNamibia.

Tara kotjiperendero nu u zire.
omapuriro ngu maye kongorere kehi mba.



1. Yandja ena kotjiperendero tji tjiri kombanda mba.

2. Ozongunde zehi retu nde ri kohako ndjio:

3. Tjanga omarukambo woviņa mbi ri kohako yaNamibia.



4. O _____ i hapa mokuti onguza
kwaNamiva. Owo i umwe womiti omikurumouye.

5. Ourenga mbu ri potjiuru tjohako u raisa onahepero womize vyomokuti
mbi _____ .

6. O ze tjiukirwa kombango ondwe, ombuniko ombwa
nomutongatima.



Omakorisiro

Tara koviperendero nu uzire omapuriro ngu maye teza.

Konda nu u kakaterise kokutja u urise omahungi kehi mba.

Onawa okuhakaena kwena ove wina	mbiri nawa okuhepa	ena randje o Alp.
li mba tokerwa	ii mba u hara	wa penduka
li moro	rara nawa	perinawa

Otjivike 6

Ondondo 3

Moro



Onawa okuhakaena kwena ove.



Wa penduka?



Peri nawa



Wa uhara



Kora, motjavi?



Ena roye otjikway?



Rara nawa



Wa tokerwa






Resa omambo nga eyuva arihe



Orutumbo rwomambo	Omambo wopevapayuva
Orukoze rwehundju	Pata
Ourenga mbu ri potjiuru	Pokati
Onḁuno	Eḁe
Otjindombo tja Namiva	Otjipaturure
Omutongatima	Ohako
Ombango ondwe	
Ombuniko ombwa	
Ovize vyomehi	
Oruvao	



English Activity


Plural Nouns

Choose any 5 words from the word box and make your own sentences

mine	his	hers	their	theirs	our	ours	its
------	-----	------	-------	--------	-----	------	-----

Otjivike 6

Ondondo 3



Zemburuka omayuva wotjivike nge ri kehi mba amo tūnu omambo nga tjangwa ondorondomba .

Tjanga omana omasemba pomikoka.

notjaritao

nguviuraoro

handaoma

tatjatuori

vatjaoriri

ndaosoha

otineitja

Otjivike 6

Ondondo 3



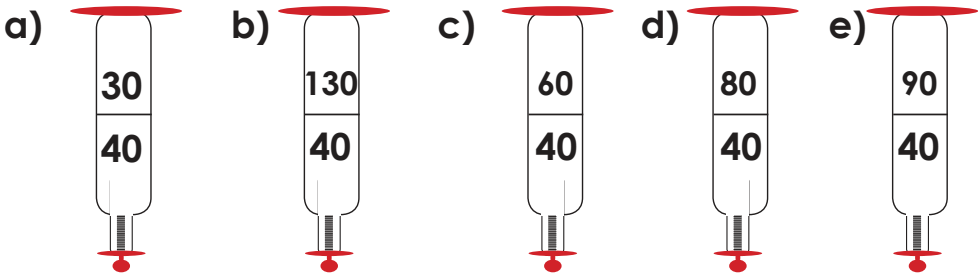
Ovivarero

Okutwa kumwe:


1. Tjanga omaziriro uriri:

- a) $4+5 =$ _____
- b) $14+6=$ _____
- c) $24 + 3 =$ _____
- d) $34 + 2 =$ _____
- e) $43 + 7 =$ _____
- f) $43 + 7 =$ _____


2. Twako ovivarero vyomirongo mbi.



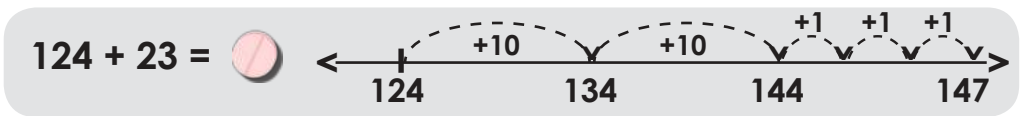
3. Etera ko 11:



4. Etera ko 9:



5. Ungurisa omukokawotjivaro okuyeterakumwe:



a) $124 + 23 =$

b) $125 + 22 =$

c) $151 + 33 =$

d) $163 + 24 =$

Otjivike 6

Ondondo 3

Okutwa kumwe

Haṅa ovivarero peke kutja uyeterekumwe:

$$\begin{aligned}
 131 + 35 &= (100 + 30 + 1) + (30 + 5) \\
 &= 100 + (30 + 30) + (1 + 5) \\
 &= 100 + 60 + 6 \\
 &= 166
 \end{aligned}$$

1. a) $123 + 34 =$ _____


c) $124 + 45 =$ _____

b) $117 + 36 =$ _____


d) $151 + 28 =$ _____

2. Ungurisa o 20:

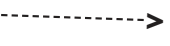
a) $5 +$ 





e) $12 +$ 



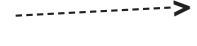
b) $7 +$ 




f) $14 +$ 




c) $8 +$ 




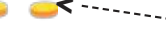
g) $16 +$ 



d) $7 +$ 



h) $18 +$ 



3. Zengurura ozondjemeno. Yarisa omarekeneno woye.

a) Onesa i na ozopera 12 ozomburau no 12 ozopinge. Eye u na ozopera ngapi azehe kumwe?

b) Ovaporise vakambura omarunga 21 novapunde 7. Yarisa koutja va kambura ovanu vengapi avehe kumwe.



Okuisako

1. Tjanga omaziriro:

a) 11-5 = _____

b) 17-9 = _____

c) 18-6 = _____

d) 19-10 = _____

e) 20-5 = _____

2. Isa ko ovivarero vyomirongo mbi:



a) 200 - = _____

b) 200 - = _____

c) 200 - = _____

d) 200 - = _____

e) 200 - - = _____


f) 200 - - = _____

g) 200 - - = _____

Otjivike 6

Ondondo 3

3. Isa ko



4. Ovivarero ovihondjere

200 - 10 = - 20 = - 30 = - 40 =

Ozonomora nde he ripo.

1. Hitisa ozonomore nde heripo:

$$35 + 12 - \text{cupcake} = 40 \longrightarrow 35 + 12 - 40 = \text{cupcake} = 40$$

a) $45 + 10 - \text{cupcake} = 50$

b) $15 + 40 - \text{cupcake} = 50$

c) $62 + 20 - \text{cupcake} = 70$

d) $36 + 30 - \text{cupcake} = 60$

c) $62 + 20 - \text{cupcake} = 70$

d) $36 + 30 - \text{cupcake} = 60$

2. Zengurura ozondjemeno, yarisa omarekeneno woye:

a) Ovanatje 28 veyu kokamukandi kongwatero. 12 vari ovazandu. Yarisa kokutja ovakazona va ri vengapi?

b) Amber wa randa ourekerisa 30 kokamukandi, 8 auhupu. Yarisa kokutja va rire ourekerisa u ngapi.

3. Ovivarero ovihondjere

$$30 - 5 = \text{cupcake with 'a'} + 3 = \text{cupcake with 'b'} - 10 = \text{cupcake with 'c'} + 5 = \text{cupcake with 'd'} - 10 = \text{cupcake with 'e'}$$

a) _____ b) _____ c) _____ d) _____ e) _____



Okutakavarisa

1. Rundurura o + ko:

$$2 + 2 + 2 + 2 + 2 + 2 + 2 = 7 \times 2 = 14$$

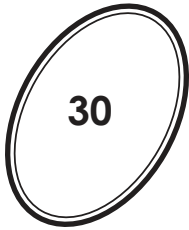
- a) $2 + 2 + 2 + 2 + 2 + 2 + 2 + 2 =$ _____
 b) $3 + 3 + 3 + 3 + 3 + 3 =$ _____
 c) $4 + 4 + 4 + 4 + 4 + 4 + 4 =$ _____
 d) $5 + 5 + 5 + 5 + 5 + 5 + 5 + 5 =$ _____

2. Tjanga omaziriro uriri:

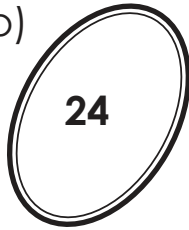
- a) $4 \times 3 =$ _____ b) $6 \times 2 =$ _____ c) $5 \times 4 =$ _____
 d) $8 \times 2 =$ _____ e) $7 \times 4 =$ _____ f) $5 \times 5 =$ _____

3. Haṅa ozonomora moumbumba u vaari mbu ṭa pamwe:

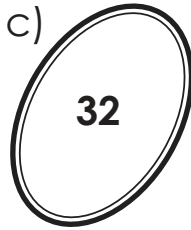
a)




b)



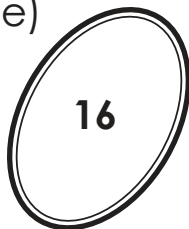
c)



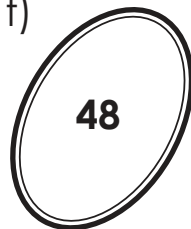
d)



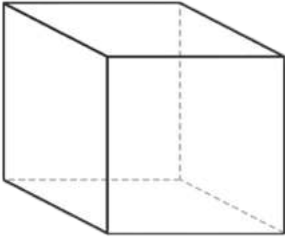
e)



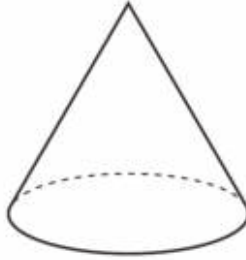
f)




Omihapo vyavitatu noviṅa ovitjiukwa



Okiupa



Okanahonga

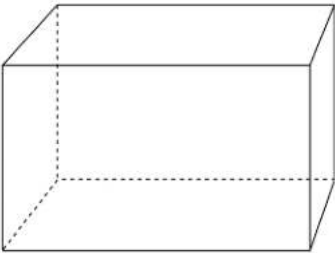


Otjirinda

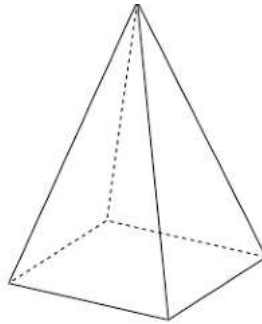



Otjivike 6

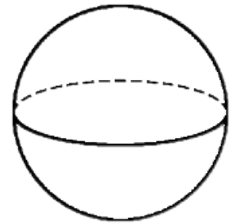
Ondondo 3



Otjinavisembatuwo
otjipirisima

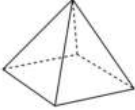
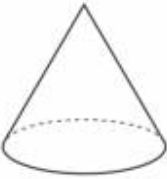
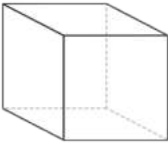
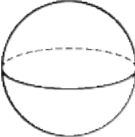
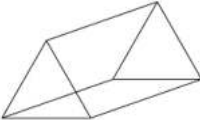



Opiramite



Otjimberi tji tjiri
kondoroka.



Omihaps	Otjivaro tjominda	Otjivaro tjozoeke
 Otjinavikorvine tjopiramite		
 Okanahonga		
 Okiupa		
 Otjimbere tji tjiri kondoroka		
 Otjinavikorovitatu otjipirisima		
 Otjirinda		



Success begins with education

Parents will be able to visit the website and watch daily videos or they can subscribe to our Zoshy Telegram channel to receive daily videos. One can also download the PDF version of the book on the website. Also watch our daily show on Active Kids to watch your favourite lessons.



<https://t.me/zoshyonline>



For extra perks!

ONLINE

How does it work?



Easy peasy steps to follow

Register at zoshy

You can save your favourite lessons and find them easier



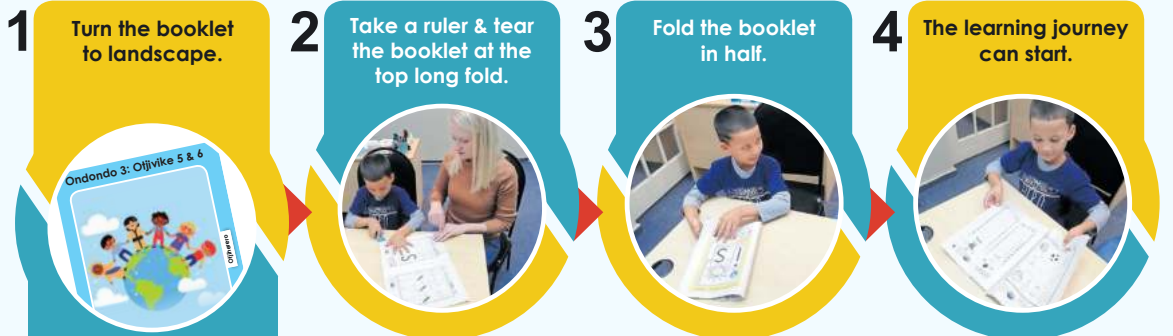
- Step 1: Find us at www.zoshy.online or scan the QR code
- Step 2: Find your grade and select the year
- Step 3: Choose your language
- Step 4: Choose the week you want to learn out of
- Step 5: Choose lessons from what lessons there are
- Step 6: Download booklet if you do not have it
- Step 7: Watch and follow the teacher as she explains what to do in the book
- Step 8: Follow us on Facebook (Zoshy & Active Kids) to never miss a video
- Step 9: Subscribe to our Zoshy Telegram channel if you want to receive daily updates



www.zoshy.online

In collaboration with the Ministry of Education, Arts and Culture

PRINT



STEPS
HOW TO TEAR & USE
THE BOOKLET



DEAR SCHOOL REPRESENTATIVE



LANGUAGE INFORMATION SHEET



Namibia Media Holdings is committed to translate and distribute all Educational booklets for Pre-primary to Grade 3 in various languages. These languages will be printed and distributed in the coming weeks. To assist us, please complete the form below with information regarding your school, region, circuit, languages taught in each grade as well as the number of children per language. This will assist us in accurately distributing all languages across the country.

School: _____

School contact number: _____

School address: _____

Region: _____

Circuit: _____



Language	Amount of children per Grade for each language / Requested copies			
	Pre-primary	Grade 1	Grade 2	Grade 3
English				
Afrikaans				
German				
Khoekhoegawab				
Otjiherero				
Oshikwanyama				
Oshindonga				
Rukwangali				
Silози				
Thimbukushu				
Other:				

Circuit officer, please provide your contact details below:

Name: _____

Contact number: _____

Address: _____



Signature.....