

Pre-primary: Week 9 & 10
Ondondo yombutiro : Otjivike 9 & 10
5-6 years/ Ozombura 5 – 6

English / Otjherero

Draw yourself with one of your family members./
Riperenda puna umwe wokaṅepo keṅunḁu roye

My Family / Etunḁu randje



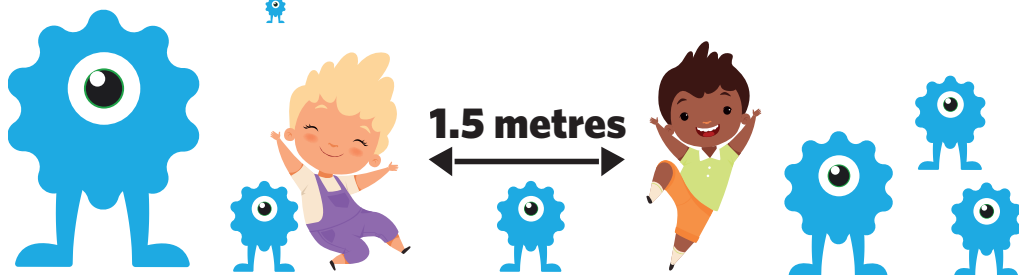
Ministry of Education,
Arts and Culture



NAMIBIAN
COMMUNITY TRUST

unicef 
for every child





These numbers indicate which day you can complete each worksheet! But if you want to, you can work ahead and do the rest as well.

This publication is a collaboration between the Ministry of Education, Arts and Culture and Namibia Media Holdings. This publication is sponsored by the Ministry.

Copyright © Ministry of Education, Arts and Culture. All parts of this publication cannot be reproduced, stored in a retrieval system or transmitted in any form or by any means, electronic, mechanical, photocopying, recording or otherwise without prior permission of the Ministry of Education, Arts and Culture or the Publisher.

Production by: Namibia Media Holdings **NMH** NAMIBIA MEDIA HOLDINGS


Printing: Newsprint Namibia **newsprint** NAMIBIA

The Ministry of Education, Arts and Culture
www.moe.gov.na



My Family / Eṭunḁu randje

Colour the picture of the family./
Hwaa oviperendero vyeṭunḁu.




Act out instructions as per the pictures./
Tjita tji muna tji ma pe tjitwa moviperendero mbi ri kehi mba.

Otjivike 9

Ondondo yombuifiro




Cut out the boy and paste him on the bed and under the table./
Konda otjiperendero tjomatje omuzandu nu u ka katerise ye kombanda
yombete nokehi yotjitiha.



Otjivike 9



Ondondo yombutiro







Compare the mass of the following items. Colour the heaviest with a red crayon and the lightest with a yellow crayon./

Sasaneka ondengu yovina mbi mavi kongorere mba.

Hwaa otjizeuzeu nokakereite komaze okaserandu notjipupupupu nokakeraite komaze okangara.



50kg




10kg



2kg



Colour the pictures of events with different colours (morning event – blue, afternoon event – yellow and evening event with red colour). / Hwaa oviperendero vyovitjitwa noukereite wovivara pekepeke (otjitjitwa tjomuhukomunene – otjimburou, otjitjitwa tjomahatenya – otjingara nu otjitjitwa tjongurova - otjiserandu.)



Otjivike 9

Ondondo yombuifiro

Complete the following number pattern:/
Ozopatorona zozonomora nda:

2	1	3	2		
---	---	---	---	--	--

1	3	2	1		
---	---	---	---	--	--

2	1	3	2		
---	---	---	---	--	--

1	3	2	1		
---	---	---	---	--	--

Draw two family members, one tall and one short, in the box provided./
Perenda ouṅepo weṭunḁu, umwe omure na umwe omusupi moupaka mbu ri
kehi mba.

tall/omure

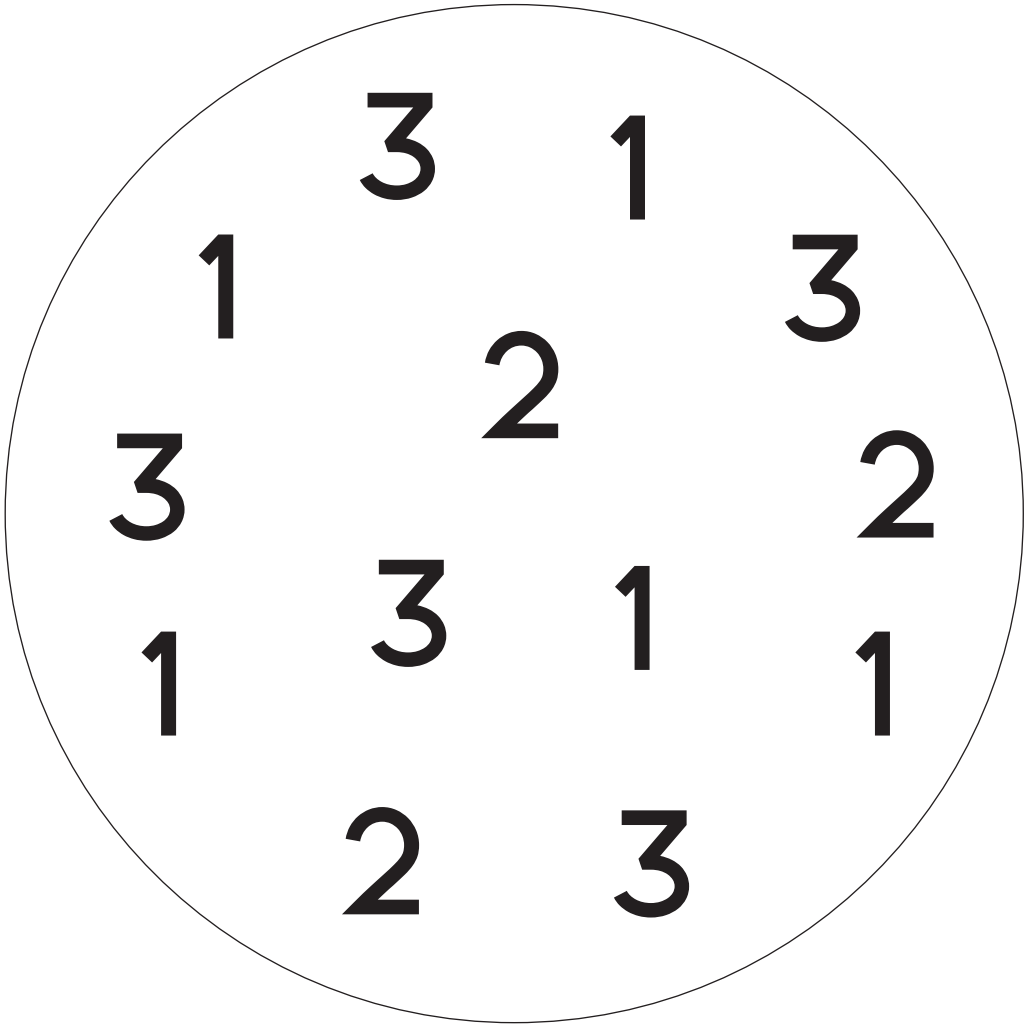
short/omusupi

Otjivike 9

Ondondo yombuifiro




Circle all number three's (3) with yellow crayon. /
Patera ozondata azehe mokawongo nokakerate okangara.



Otjivike 9

Ondondo yombutiro

Colour out all the squares with any colour./
Hwaa ovinavikorovine avihe notjivara ngamwa atjihe.



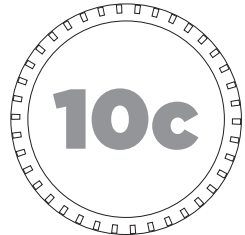

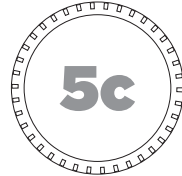

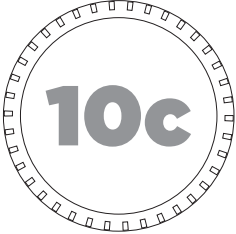

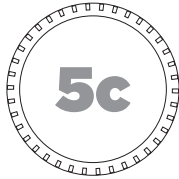

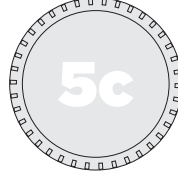

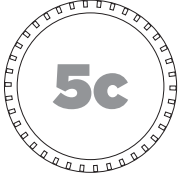


Ojivike 9

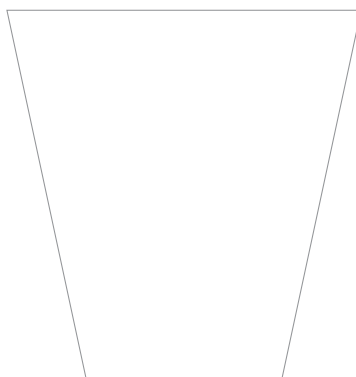
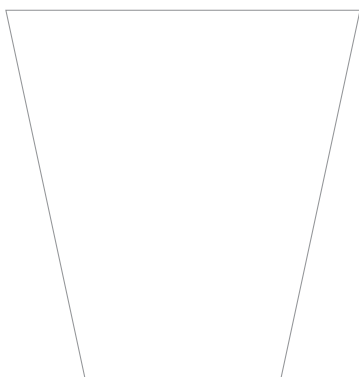
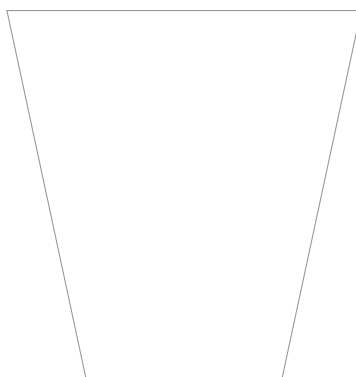
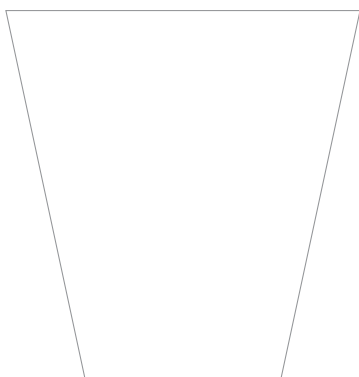
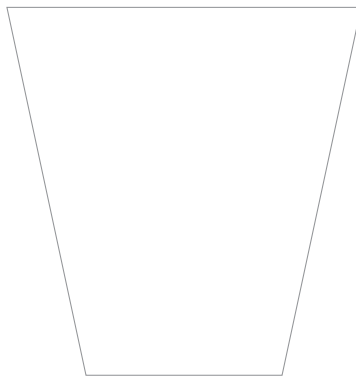

Ondondo yombuifiro



Colour in the 5c with a colour of your choice./
Hwaa ozosenda 5c notjivara tjonǝero yoye.



Colour two glasses to make them full./
Hwaa omaharasa yevari okuurisa.








Ojivike 9

Ondondo yombuifiro



Look at the action cards. What are the family members doing in each picture? /

Tara koukarata woviṅa ovandu mbi mave tjiti. Ouṅepo weṭundu mau ungura moviperendero mbi avihe?





Otjivike 9


Ondondo yombutiro





Count the heads of family members and write the correct number. /
 Vara oviuru vyouḅepo weḅunḅu nu u tjange onomora osemba.











Ojivike 9

Ondondo yombuifiro



Read the emotions on the picture cards./
Resa ombuniko yomirungu vyoperendero mbi ri moukarata mbwi.



Happy / Ondjoroka



Sad / Omuihamwatima




Serious / Okuhandja



Angry / Pindika

Tear papers and paste to form a bear figure./
Konda ozombapira pekepeke nu u ka katerise kokutja ze tunge otjitetimbirya.



Otjivike 10

Ondondo yombuifiro



Cut out different family members chores in magazines and newspapers and
paste them on this page./

Konda ouḽepo weḽunḽu pekepeke momambo woviperendero nozotjaitonga nu
u katerise mokapaka ku keru mba.

Otjivike 10

Ondondo yombutiro



Circle the names with the same ending sounds. Ask your teacher or parent to read the names to help you identify and circle./

Patera omana ngu maye yanda nozombosiro nḁa sana mokawongo. Mitiri poo munene resa omana kutja ye vatere omuatje okuhaḁa ozombosiro nu ma patere zomokawongo.



Titus



Marina



Chesrina



Serina


Otjivike 10

Ondondo yombuifiro

What is full and what is empty? Circle all glasses which are empty./
Ooriṅe nde ura nu ooriṅe ndi ritjo?



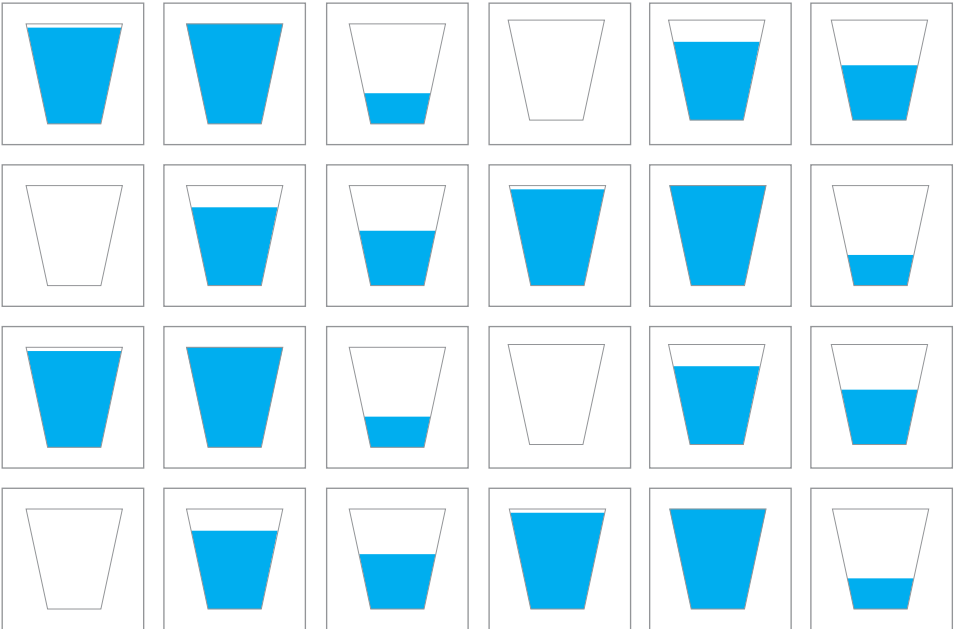
Full/ Reura



Empty/ Riritjo

Otjivike 10

Ondondo yombutiro



Complete the picture. Urisa otjiherendero



Otjivike 10

Ondondo yombuifiro






Finish the pattern. Cut out and paste the correct picture./
Urisa opatorona.Konda nu u kakaterise oviperendero potuveze otusemba.




Otjivike 10

Ondondo yombutiro



Circle all the pictures which are similar./
Patera oviperendero avihe mbya sana mokawongo.




Otjivike 9


Ondondo yombutiro




Match the pictures to the words ./
Ketisa oviperendero ku nomambo nge ri mene.




father/
tate



mother/
mama



sister/
sisi



brother/
mbuti


Otjivike 10

Ondondo yombuifiro



Follow the road to dad and tell the story about which family members you see along the way./

Kongorera ondjira okuyenda ku iho nu u serekarere okahungi kutja wa munu ouṅepo uṅe weṅunḡu mondjira.




Otjivike 10

Ondondo yombutiro




How many members are in these families? Colour the correct number. / Ouḽepo u ngapi mbu ri meḽunḽu ndi? Hwaa onomora osemba.

1 2 3



1 2 3



1 2 3



1 2 3



Otjivike 10

Ondondo yombuifiro



Cut out and paste family members in the correct block. Tell your teacher/parents who you think the family member is./

Konda nu u ka katerise ouḽepo weḽunḽu mokapaka okasemba



Otjivike 10

Ondondo yombutiro

grandfather/tjikuume

grandmother/tjikuukae

father/tate

mother/mama

brother/mbuti

sister/sisi



ESTEEMED STAKEHOLDERS

On behalf of the Ministry of Education Arts and Culture, we wish to take this opportunity to thank you all, who have completed the survey as per our call. The survey has made it possible for all the schools that has completed it fully, to be able to receive the correct number of books in terms of quantities as well as the amount of books needed for languages used.

We are certain that there are schools that has not yet completed due to various challenges and we are kindly requesting the Principals of such schools to get in touch with our office at mobile number +264 81 850 3609 or by email sophy@nmh.com.na to be able to still receive their surveys so that we complete the process.

We are confident that this initiative by the Ministry of Education, Arts and Culture is embraced by all stakeholders and as a distribution partner, we look forward to a productive 2021.

NMH NAMIBIA
MEDIA
HOLDINGS



Success begins with education

Parents will be able to visit the website and watch daily videos or they can subscribe to our Zoshy Telegram channel to receive daily videos. One can also download the PDF version of the book on the website. Also watch our daily show on Active Kids to watch your favourite lessons.



<https://t.me/zoshyonline>



For extra perks!

ONLINE

How does it work?




Easy peasy steps to follow

Register at zoshy

You can save your favourite lessons and find them easier



- Step 1: Find us at www.zoshy.online or scan the QR code
- Step 2: Find your grade and select the year
- Step 3: Choose your language
- Step 4: Choose the week you want to learn out of
- Step 5: Choose lessons from what lessons there are
- Step 6: Download booklet if you do not have it
- Step 7: Watch and follow the teacher as she explains what to do in the book
- Step 8: Follow us on Facebook (Zoshy & Active Kids) to never miss a video
- Step 9: Subscribe to our Zoshy Telegram channel if you want to receive daily updates



www.zoshy.online

In collaboration with the Ministry of Education, Arts and Culture

PRINT

- 1** Turn the booklet to landscape.
- 2** Take a ruler & tear the booklet at the top long fold.
- 3** Fold the booklet in half.
- 4** The learning journey can start.

STEPS
HOW TO TEAR & USE
THE BOOKLET

