

Grade 1: Week 7 & 8

Ngcara 1: Thivike 7 & 8

Autumn & Revision/ Ndombo & Kvhvimka

English / Thimbukushu



Ministry of Education,
Arts and Culture



NAMIBIAN
COMMUNITY TRUST





1.5 metres

- 1
- 2
- 3
- 4
- 5

These numbers indicate which day you can complete each worksheet! But if you want to, you can work ahead and do the rest as well.

This publication is a collaboration and joint sponsorship between The Ministry of Education, Arts and Culture and Amos Meerkat Syllabus who are supported by Hollard and FNB Namibia.

Copyright © Ministry of Education, Arts and Culture. All parts of this publication cannot be reproduced, stored in a retrieval system or transmitted in any form or by any means, electronic, mechanical, photocopying, recording or otherwise without prior permission of the Ministry of Education, Arts and Culture or the Publisher.

Production by: Namibia Media Holdings  **NAMIBIA MEDIA HOLDINGS** **Printing: Newsprint Namibia** 

The Ministry of Education, Arts and Culture
www.moe.gov.na



Vocabulary / Ruñandweya


Read, trace and write the vocabulary words:/
Toye, temunune ndani tjange ruñanweya.

sun	sun	diyuwa	diyuwa
wind	wind	mupepo	mupepo
cold	cold	ghutenda	ghutenda
warm	warm	ghuyenyu	ghuyenyu

Today the weather is: _____

Dyarero mapumbero gho
mupepo ne: _____


Draw a picture to illustrate your sentence above: /
Faneke thiperende ethi thakutemununa thighamba thoye otho kuwiru:



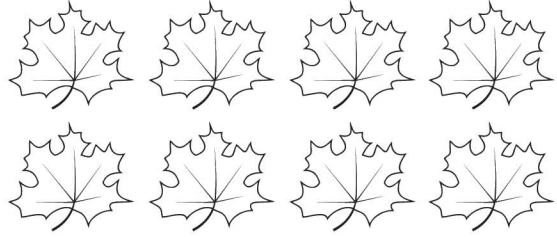
The Number 7. / Nomora 7.

1 2 3 4 5 6 7 8 9 10

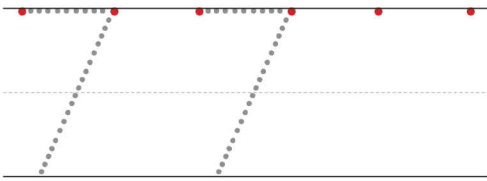
Trace / Temunune



Colour 7 images: / Kunye yishwi 7:



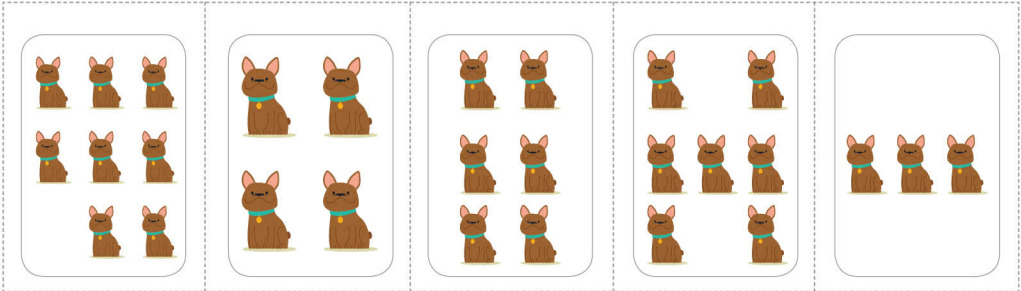
Trace / Temunune



seven

Kwoko Noyiwadi

Circle the box with seven images: /
Dhingimutwedhe thi mbangu omu mudi yishwi 7:



Fill in the missing number: / Yarithhe nomora edhi dhina pirimo



Syllables / Nando tetaghura

Read the word in each box and clap the syllables. Colour the correct number of syllables in each word. / Toye kehe nando muti mbangu no kande. Kunye mughungu kehe nando tjinaghura.




heart/ mutjima

1 2 3

cupcake/ thikuki
thomukopi

1 2 3




butterfly/ dimbimbidhi

1 2 3


chocolate/
tjokolate

1 2 3 4




flowers/ mutemo

1 2 3



balloon/ baloni

1 2 3



key/ ditjapi

1 2 3

puppy/
kambwaghana

1 2 3

mail/ thimbangu
posa

1 2 3

Sight words / Nando kenga

Read it!

Gha toyé!

one

and

thofotji

ndani

two

my

yiwadi

thange

three

in

yihatu

mwishi

to

it

ku

tha

Thivike 7

Ngcara 1

Unscramble the words

Rondeke ma nando:



wto _____

wadiyi _____

ym _____

ni _____

ngetha _____

eethr _____

shiiwm _____

aht _____

ti _____

ot _____

utahiysi _____



Word search.

m	y	r	o	i	e	w	u	j
y	i	t	n	t	q	a	e	r
i	t	w	e	o	r	n	n	o
t	w	o	j	m	y	d	t	o
c	a	q	u	p	f	p	n	i
q	r	s	t	t	o	t	r	n
t	h	r	e	e	u	o	e	r

Build a sentence with the word 'my': /
Tende thighamba no nando "thange" _____

Colour the rhyming word in each row:



tree



snow



pie



bee



candy



cat



bib



hat



hen



bat



wig



star



fox



pig



ox



top



frog



hop



dog



sun



rug



bug



net



mug



log




1.5 metres




English / Thimbukushu

Count the pictures and write the number. /
Tare yiperende notjange manomora.


How many/Yingatji? _____




How many/Yingatji? _____




How many/Yingatji? _____




How many/Yingatji? _____



How many/Yingatji? _____



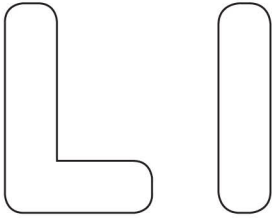
How many/Yingatji? _____



The 'L' sound /Thiyuka 'L'

Colour in / Kunye mwishi

Colour in / Kunye mwishi



Circle the letter 'l' /
Dhingumutwedhe
thiyuka ãwako 'l'

lion/nyime

L F l i H L J F
l L i V L t l j v k
F j l H j L l j v

Trace/ Temunune

Write/ Tjange

Handwriting practice lines. The first row shows a dotted 'L' with stroke order arrows (1: down, 2: right) followed by four more dotted 'L's. The second row shows four dotted 'L's for tracing, followed by four blank lines for independent writing.

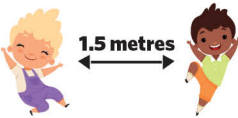
Trace/ Temunune

- G - H - I -
- J - K - L -
- M - N - O -

Tracing patterns. The first row shows a dotted 'L' followed by a series of connected 'L' shapes and ends with a dotted 'L'. The second row shows a dotted 'i' followed by a series of connected 'i' shapes and ends with a dotted 'i'.

Thivike 7

Ngcara 1





Groups of 2. / Mbunga dho 2

Count in 2's: / Tare muyiwadi



2



4



6



8



10

Fill in: / Yarithhe

2

.....

6

.....

10

4

.....

8

.....

Make groups of 2: / Tende mbunga dho 2

Example: /
Thitamenedhi:



2

groups of two –
mbunga dho yiwadi



.....

groups of two –
mbunga dho yiwadi



.....

groups of two –
mbunga dho yiwadi



.....

groups of two –
mbunga dho yiwadi



.....

groups of two –
mbunga dho yiwadi

Thivike 7

Ngcara 1

English / Thimbukushu

3

Verbs. / Nando rughana.

Circle the correct picture: / Dhingumutwedhe thiperende tho ghuhunga:

I can sing: / Ame kwimba:

I can run: / Ame kutjira:

I can teach: / Ame kuhonga:


I can sit: / Ame kuhungumana:

Thivike 7

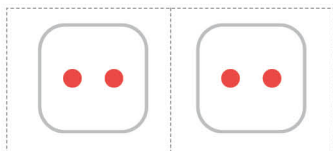
Ngcara 1

Halving. / Kuhendeka.

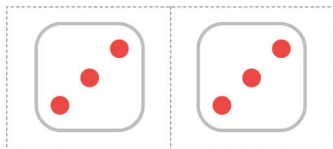
One block of the dominoes represents half of the number./
Kambangu kofotji ko domino kuna kunemanenamo dihenda dyo nomora.



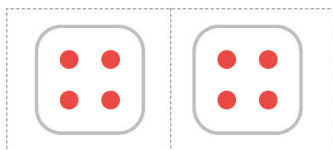
half of 2 =
dihenda dyo 2 = 1



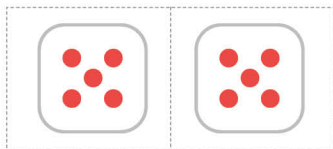
half of 4 =
dihenda dyo 4 = _____



half of 6 =
dihenda dyo 6 = _____





half of 8 =
dihenda dyo 8 = _____




half of 10 =
dihenda dyo 10 = _____

Circle half of the objects below./
Dhingumutwedhe dihenda dyo thinu otho pamuve.




Word problems. / Woordsomme.

1. Tom has 4 yellow pencils and 2 red pencils. How many pencils does he have? / Tom ghadi no tutjangitho tu 4 to thina dihenga to makara no 2 to tukihu. Tungatji tutjangitho tomakara ghadi nato Tom?



2. There are 3 roses and 2 sunflowers in my garden. How many flowers are there in total? / Podhidi mutemo dhi 3 dhodhi kihu ndani 2 dho thina dihenga. Dhingatji mutemo dhi kudhipakerera?



3. 5 boys were playing in the playground. 3 girls also joined in. How many children are there? / Hangaghu ha 5 ngaha pepera pathindjuku. Hakamadighana ha 3 nawo hakupakererepo. Hangatji hanuke wa ngeshi kuwapakera?



Phonics / Mughuma

Read the sounds: /Toye mughuma dhi:

a s n i o p l

Circle the sounds: /Dhingumutwedhe yighuka endi mughuma dhi:

a	j	t	s
p	h	y	e
o	i	z	l


Fill in the missing letters: /Yarithe mo yighukwa nwato eyi yina pirimo:




c _____ t
K _____ the



_____ nk
Thir _____ mbo



_____ est
Thrtu _____ gura



_____ un
D _____ yuwa



_____ ot
K _____ nyungu



_____ amp
R _____ mba

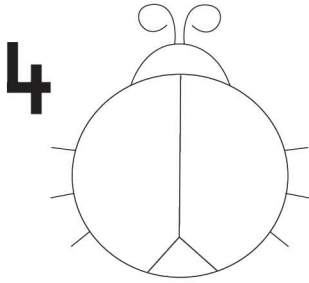


_____ range
M _____ ghumi




Halving / Kuhendeka


Share the number of spots equally between each wing. Write how many spots are on each half. / Yareke manomora gho gharikanye mukehe dyando.




half of 4 =
dihenda dyo 4 =




half of 8 =
dihenda dyo 8 =




half of 12 =
dihenda dyo 12 =



half of 6 =
dihenda dyo 6 =



half of 2 =
dihenda dyo 2 =



half of 10 =
dihenda dyo 10 =

Colour in the picture. / Kunye mwishi dho thiperende.



Revision / Kuhukuruka

Read the vocabulary words: / Toye runandweya:

mother	nawe
father	tate
brother	mukurwange gho mukafumu
sister	mukurwange gho mukamadi
baby	kambututu
grandmother	mama gho mukamadi
grandfather	mama gho mukafumu



food
clothes
birthday
celebration

yidya
yitere
kurikanyitha
yishamberera



blow
run
straw
huf
build


kufutha
kutjira
muhonyi
kuhethera
kutenda



sun
wind
cold
warm
weather

diywa
mupepo
ghutenda
ghuyenyu
dipumbero mupepo






The Number 8 / Nomora 8

- 1 2 3 4 5 6 7 8 9 10

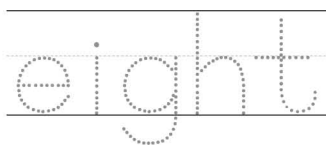
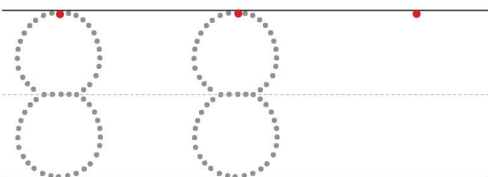
Trace / Temunune



Colour 8 images: / Kunye yishwi 8:




Trace / Temunune



Kwoko no yihatu

Circle the box with eight images: / Dhingumutwedhe thi mbangu omu mudi yishwi kwoko no yihatu:



Fill in the missing number: / Yarithhe mo nomora edhi dhina pirimo:




Thivike 8

Ngcara 1

Syllables

Read the words. Colour the flower that shows the right number of syllables.

ladybug



1

2

3

seed




1

2

3

snail



1

2

3

rain




1

2

3

dragonfly



1

2

3

4

water




1

2

3

flower

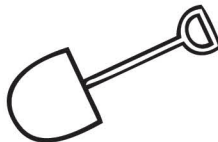


1

2

3

shovel



1

2

3

bumblebee



1

2

3



1.5 metres



Sight words / Manando monadheka

Revise the sight words: / Tuhukuruke manando kenga:

Read it!

Ghatoye!

one	and	thofotji	ndani
two	my	yiwadi	thange
three	in	yihatu	mwishi
to	it	ku	pa

Thivike 8

Ngcara 1

Build sentences with the following words: /
Tende thighamba no manando ghano:

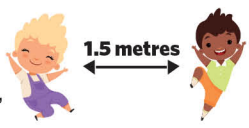
1. in / mwishi: _____
2. two / yiwadi: _____
3. and / ndani: _____
4. to / ku: _____
5. one / thofotji: _____

Number bonds: / Yarithhe mo manomorakwata mu:

Fill in the missing number to complete the number bonds. / Yarithemo manomara agha ghana piri mo:

Thivike 8

Ngcara 1



English Activity

Colour the rhyming word in each row:



bat



hat



glove



tree



bib



dog



snail



sun




frog



flower



bug




orange



star



mug



book



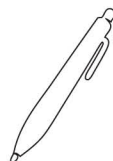
hen



fox




hop



pen



leaf



mat




shovel



wig



cat



whale



Halving / Kuhendeka

Find the halves of the amounts below: /
Shane dihenda dyo yipakerera yo pamuve:

half of 6 = +
dihenda dyo 6 =

half of 2 = +
dihenda dyo 2 =

half of 10 = +
dihenda dyo 10 =

half of 8 = +
dihenda dyo 8 =

half of 12 = +
dihenda dyo 12 =

half of 14 = +
dihenda dyo 14 =

half of 4 =
dihenda dyo 4 =



Verbs / Nando rughana

Match the words with their corresponding images: /
Yerekedhithe nando no thiperende thoghuhunga:

walk
kuyenda



run
kutjira



play
kupepe



read
kutoya



write
kutjanga



jump
kuregha



talk
kughamba





English / Thimbukushu


3

Groups of 3. / Mbunga dho 3

Count in 3's: / Tare mu yi 3:



3



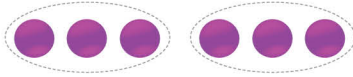
6



9

Make groups of 3: / Tende mbunga dho 3:

Example: /
Thitamenedhi:



2

groups of three –
Mbunga dho yihatu



groups of three –
Mbunga dho yihatu



groups of three –
Mbunga dho yihatu



groups of three –
Mbunga dho yihatu




groups of three –
Mbunga dho yihatu

Make groups of 3: / Tende mbunga dho 3:


Thivike 8

Ngcara 1



Verbs / Nando rughana

Circle the action verb in the sentences: /
Dhingumutwedhe thirugha muthighamba:



1. He is hopping like a rabbit.

Mungaghu kuna kuregha yira kadimba.

2. Kate is drinking water.

Kare kuna kunwa meyu.

3. I am eating an apple.

Ame kuna kudya appeli.



4. I am singing my favourite song.

Ame kuna kwimba dimbo edi nahaka thikuma.

5. They are studying together.

Awo kuna kukuhonga pofotji.



6. He is jumping over the ball.

Aye kuna regha pari.



7. Ann is looking at her pet.

Anna kuna kukenga kambishi kendi.












8. The player is running with the ball.

Mupepi kuna kutjira no pari.



Number bonds / Nomora kwata

Write the missing number to make 10. /
Tjange nomora edhi dhina pirimo ghutende 10.

Computation / Yivarero kwateramo kupakapo

Count the objects, write the numbers and find the sum. /
Tare yinu no tjang nomora ghuwane yipakerera.




+

=




+

=



+

=



+

=



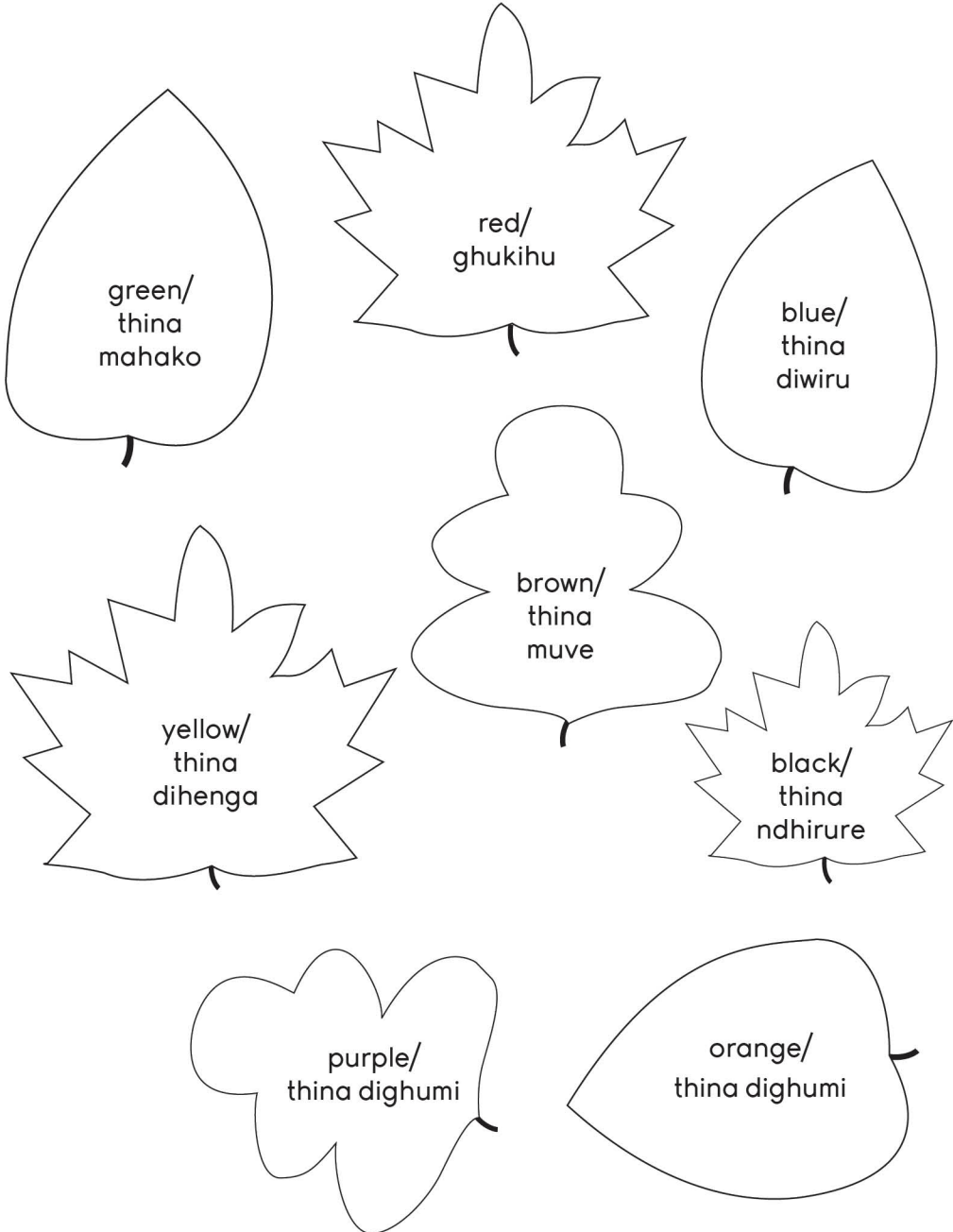
+

=



Autumn Colours / Marudhi gho ndombo

Read the words and colour the leaves with that specific colour. /
Toye manando no kunye mahako no rudhi rwaro.




Collage / Kupakerera

Collage the autumn tree with used tea bags. /
Pakerere thitondo tho ndombo no yishaka yo tea eyi harughanitha.

Thivike 8

Ngcara 1





ESTEEMED STAKEHOLDERS

On behalf of the Ministry of Education Arts and Culture, we wish to take this opportunity to thank you all, who have completed the survey as per our call. The survey has made it possible for all the schools that has completed it fully, to be able to receive the correct number of books in terms of quantities as well as the amount of books needed for languages used.

We are certain that there are schools that has not yet completed due to various challenges and we are kindly requesting the Principals of such schools to get in touch with our office at mobile number +264 81 850 3609 or by email sophy@nmh.com.na to be able to still receive their surveys so that we complete the process.

We are confident that this initiative by the Ministry of Education, Arts and Culture is embraced by all stakeholders and as a distribution partner, we look forward to a productive 2021.

NMH NAMIBIA
MEDIA
HOLDINGS



Success begins with education

Parents will be able to visit the website and watch daily videos or they can subscribe to our Zoshy Telegram channel to receive daily videos. One can also download the PDF version of the book on the website. Also watch our daily show on Active Kids to watch your favourite lessons.



<https://t.me/zoshyonline>



For extra perks!

ONLINE

How does it work?



Easy peasy steps to follow

Register at zoshy

You can save your favourite lessons and find them easier



- Step 1: Find us at www.zoshy.online or scan the QR code
- Step 2: Find your grade and select the year
- Step 3: Choose your language
- Step 4: Choose the week you want to learn out of
- Step 5: Choose lessons from what lessons there are
- Step 6: Download booklet if you do not have it
- Step 7: Watch and follow the teacher as she explains what to do in the book
- Step 8: Follow us on Facebook (Zoshy & Active Kids) to never miss a video
- Step 9: Subscribe to our Zoshy Telegram channel if you want to receive daily updates



www.zoshy.online

In collaboration with the Ministry of Education, Arts and Culture

PRINT

- 1** Turn the booklet to landscape.
- 2** Take a ruler & tear the booklet at the top long fold.
- 3** Fold the booklet in half.
- 4** The learning journey can start.

STEPS
HOW TO TEAR & USE
THE BOOKLET

