

Pre-primary: Week 7 & 8 / Ncara dho dihonyi: Thivike 7 & 8

5-6 years/ 5-6 myaka kwo kate kwo fotji

English / Thimbukushu

Draw your family members and colour the pictures. /
Rughanithe muyira mukuyendhekeritha marupara gho didhiko
kumarupara ghagho.

My Family / Didhiko ndyetu



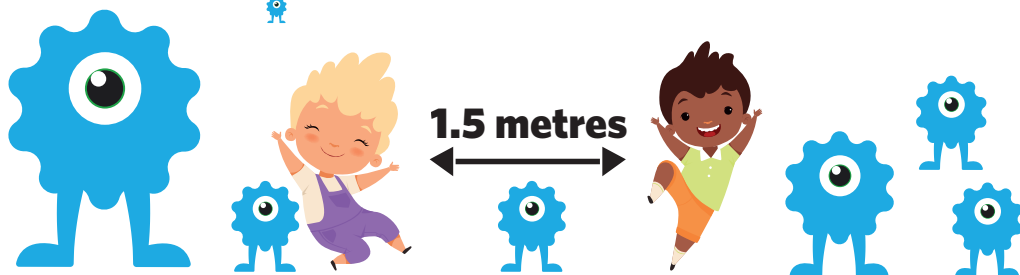
Ministry of Education,
Arts and Culture



NAMIBIAN
COMMUNITY TRUST

unicef 
for every child





These numbers indicate which day you can complete each worksheet! But if you want to, you can work ahead and do the rest as well.

This publication is a collaboration between the Ministry of Education, Arts and Culture and Namibia Media Holdings. This publication is sponsored by the Ministry.

Copyright © Ministry of Education, Arts and Culture. All parts of this publication cannot be reproduced, stored in a retrieval system or transmitted in any form or by any means, electronic, mechanical, photocopying, recording or otherwise without prior permission of the Ministry of Education, Arts and Culture or the Publisher.

Production by: Namibia Media Holdings  **NAMIBIA MEDIA HOLDINGS**

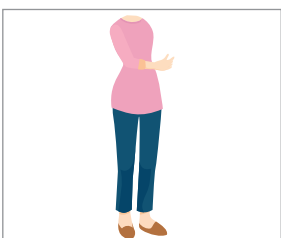







Printing: Newsprint Namibia 

The Ministry of Education, Arts and Culture
www.moe.gov.na



My Family / Didhiko dyetu

Use lines to match the faces of family members to their bodies/
Rughanitne muyira mukuyendhekeritha marupara gho didhiko endi
kuyirama yagho.



Thivike 7

Ncara dho dihonyi

Identify words with same ending sounds and circle them.
Teacher or parent read the words for the child to identify./
Minange gho mukamadi.

Thivike 7

Ncara dho dihonyi



brother/
minange
ghomukatumu

father/
tate

sister/
minange
ghomukamadi

mother/
nawe


My Family / Didhiko dyetu

Cut out the beds of the family members and paste them from longest to the shortest on the next page. /


Tete maghudidi ghohaka dihiko no gharameke, kutunderera kughure kate kughufupi padipepa dyokurandako.



Thivike 7



Ncarra dho dihonyi





Paste the beds from the previous page from longest to shortest. /
Rameke maghudidi gho kutenderera padipepa dyo munyima.



Number 3 / Nomara 3


Trace the dotted number 3. / Temunune nomora dhi 3




Thivike 7

Ncara dho dihonyi

Look at the number 3
and write it at the space
provided. / Kengurure
nomora 3 no dhitjange
mudyango edi dyo
mukunguru.




Count the faces in the picture and write the correct number./
Tare marupara gho pathiperende no tjange nomora dhoghuhunga.




Empty rectangular box for writing the answer.



Empty rectangular box for writing the answer.



Empty rectangular box for writing the answer.



Empty rectangular box for writing the answer.

Thivike 7


Ncara dho dihonyi

This is Ester's family. Colour their clothes with the colour of your choice, avoid crossing the outer lines./

Edi ne didhiko dya Ester, kunye no rudhi roye ghothinda, takamithe eshi waregha mufunda panunda.


Thivike 7

Ncara dho dihonyi



Cut out the shapes at the bottom of the page paste them in the space provided to form up a body of a family member./

Tete marupitu gho pamuve dho dipepa no rameke padyango dyo hanakupa ghutende yirama yo hanu hakadidhiko.

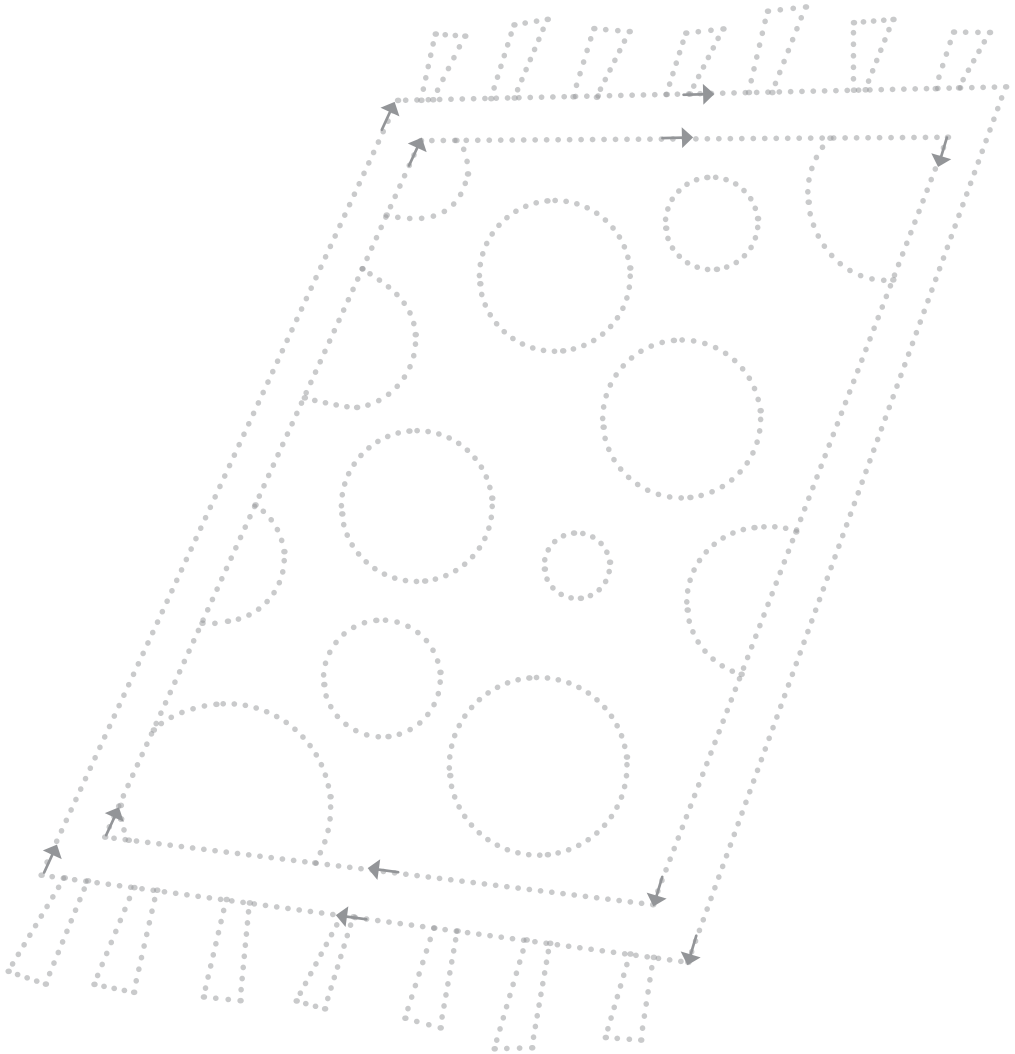


Thivike 7

Ncara dho dihonyi








Follow the arrows and trace the dotted lines of a mat./
Kuthe thitwa no temunune tundjoto oto pa mati endi pa disharo.



Thivike 7

Ncara dho dihonyi

Match the pictures to the correct weather. /
Yedhekerithe thiperende no mapumbero gho mupepo ghoghuhunga.



Thivike 7

Ncara dho dihonyi



Complete a puzzle. / Manithe mafano gho kutetaghura.




Thivike 7


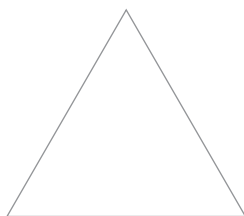


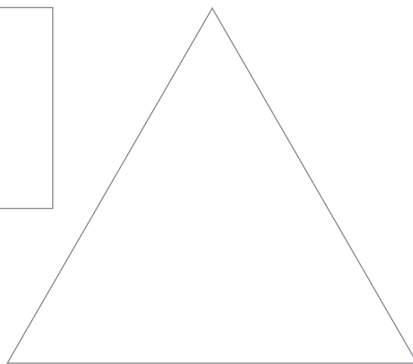

Ncara dho dihonyi



Trace the square. / Temunune mashongwa ne.



Colour all the squares with a yellow crayon. /
Kunye yoyihe yo mashonga ne no katjangitho komaghadhi ko thina
dihenga.







Thivike 8

Ncara dho dihonyi



Match the number with a correct set. /
Yerekerithe manomora muguhunga no marupara ghawo.



Thivike 8

Ncara dho dihonyi

Cut out a family picture from magazines or Newspapers and paste it on this page. Talk about the family members with the teacher or parent. /

Tete kehe dino didhiko muyimbapira yo mbudhi endi keho kuno no thirameke padipepa di.

Thivike 8

Ncara dho dihonyi



Play the "right or responsibility game" /
Pepe yipepa yoghuhunga endi no thinga


1. Cut out the picture cards. / Tete thikarata tho thiperende.
2. Place the cards on top of each other facing down. / Ture thikarata pawiru dhamuyedhoye thikarere pamuve.
3. Pick up one card at a time and say if it is a right or a responsibility. / Shimbe po thofotji paruvédhe rô fotji no ghambe eshi ghuhunga endi thinga.
4. Place the card under the other cards and play on. / Ture thikarata mwishi dho thikarata thimwe no mutwikere kupepa.


Thivike 8

Ncara dho dihonyi

Week 8

Preprimary






Week 7

Preprimary



Complete the picture. / Manithe kufaneka thiperende thi.



Thivike 8

Ncara dho dihonyi

Circle the names with same beginning letters. Teacher or parent, read the names for the child to identify and circle. / Dhingumutwedhe mena agha ghadi no yighuka yofotji. Mitiri endi Mukuru mutoye mena kohanuke owo hanongonone no kudhingumutwedha.



Sara



Maria



Selma

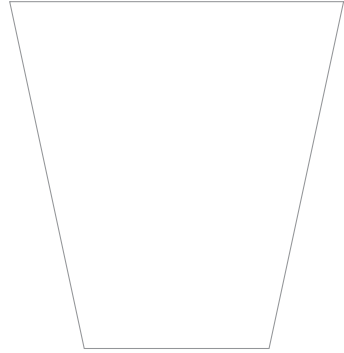


Sam



Circle all glasses which are full. First, let's practice: /
 Dhingumutwedhe makende agha ghana yara. Pakutanga mukundeghure.




Glass that is full picture. / Thiperende tho dikende edi dina yara.
 This glass is full. /
 Edi dikende ne dina yara.



Glass that is empty picture. / Thiperende tho dikende dyo nyara-nyara.
 This glass is empty. /
 Edi ne dikende dyo nyara-nyara.



Add beads to your sister's necklace to complete the pattern. /
Wedherere po yipako muthingo dha miniyo gho mukamadighana
ghutimanithe murembo.






Thivike 8

Ncara dho dihonyi




Draw the family members equal to the given number. /
Faneke hakadidhiko no rikanyithe no momora dho hana kupa.



Thivike 8

Ncara dho dihonyi

Colour the pictures of the family. Circle the mother, father and sister./
Kunye yiperende yi yo hakadidhiko. Dhingumutwedhe Nawe, Tate, na
minange gho mukamadighana.



Thivike 8

Ncara dho dihonyi

Cut out the pictures of daily events and paste them in the correct order. / Tete thiperende tho yirughana yo kehe diyuwa no yirameke yikurande mughuhunga.



Thivike 8

Ncara dho dihonyi



ESTEEMED STAKEHOLDERS

On behalf of the Ministry of Education Arts and Culture, we wish to take this opportunity to thank you all, who have completed the survey as per our call. The survey has made it possible for all the schools that has completed it fully, to be able to receive the correct number of books in terms of quantities as well as the amount of books needed for languages used.

We are certain that there are schools that has not yet completed due to various challenges and we are kindly requesting the Principals of such schools to get in touch with our office at mobile number +264 81 850 3609 or by email sophy@nmh.com.na to be able to still receive their surveys so that we complete the process.


We are confident that this initiative by the Ministry of Education, Arts and Culture is embraced by all stakeholders and as a distribution partner, we look forward to a productive 2021.

NMH NAMIBIA
MEDIA
HOLDINGS



Success begins with education

Parents will be able to visit the website and watch daily videos or they can subscribe to our Zoshy Telegram channel to receive daily videos. One can also download the PDF version of the book on the website. Also watch our daily show on Active Kids to watch your favourite lessons.



<https://t.me/zoshyonline>



ONLINE

For extra perks!

How does it work?



Easy peasy steps to follow

Register at zoshy

You can save your favourite lessons and find them easier



- Step 1: Find us at www.zoshy.online or scan the QR code
- Step 2: Find your grade and select the year
- Step 3: Choose your language
- Step 4: Choose the week you want to learn out of
- Step 5: Choose lessons from what lessons there are
- Step 6: Download booklet if you do not have it
- Step 7: Watch and follow the teacher as she explains what to do in the book
- Step 8: Follow us on Facebook (Zoshy & Active Kids) to never miss a video
- Step 9: Subscribe to our Zoshy Telegram channel if you want to receive daily updates



www.zoshy.online

In collaboration with the Ministry of Education, Arts and Culture

PRINT

1 Turn the booklet to landscape.

2 Take a ruler & tear the booklet at the top long fold.

3 Fold the booklet in half.

4 The learning journey can start.

STEPS
HOW TO TEAR & USE
THE BOOKLET

