

Ondondo 3: oshiwike 9&10



Oshindonga

Iiyenditho nomakwatathano



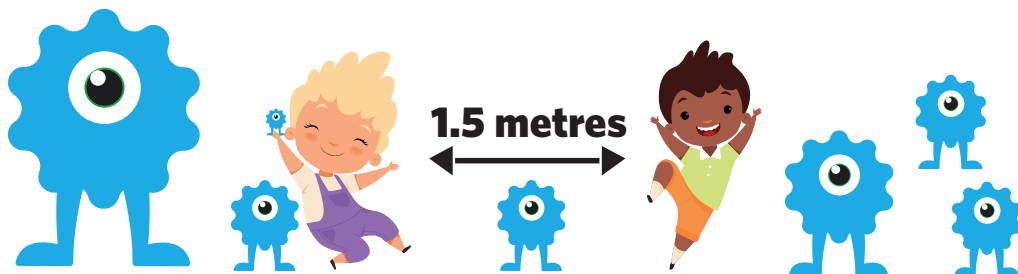
Ministry of Education,
Arts and Culture



NAMIBIAN
COMMUNITY TRUST

unicef 
for every child





1

2

3

4

5

These numbers indicate which day you can complete each worksheet! But if you want to, you can work ahead and do the rest as well.

This publication is a collaboration between the Ministry of Education, Arts and Culture and Namibia Media Holdings. This publication is sponsored by the Ministry.

Copyright © Ministry of Education, Arts and Culture. All parts of this publication cannot be reproduced, stored in a retrieval system or transmitted in any form or by any means, electronic, mechanical, photocopying, recording or otherwise without prior permission of the Ministry of Education, Arts and Culture or the Publisher.

Production by: Namibia Media Holdings  **NAMIBIA MEDIA HOLDINGS**

Printing: Newsprint Namibia 



At the airport

Juliana and her mother arrived at the airport. Her brother and sister were there too. They were going on holiday with the airplane. They all came by taxi but most of the people drive with the train to the airport. They stood in a long queue to have their luggage booked in by the attendant. She checked their tickets and told them where to sit on the airplane.

Ding-dong! The voice announced their flight over the intercom. "Come kids, let's go to the departure gate," mother said. Juliana was very excited.

While they were in the airplane Juliana looked through the window. There were many types of transport at the airport. A bus just arrived with ten people who wants to travel by air. "Can they go by helicopter?" she asked her mother. Mother just shook her head because they are too many.

Juliana's mother told her that they are going to a town with a beach. The first thing they want to do is sail by boat. After that all the children will go with the canoe to a small farm with many animals. She cannot wait to see a donkey cart.

Her brother wanted to know if there will be a bicycle to ride along the river.

Questions:

1. What is the title of the story?

2. Which type of transport was used the most?

3. Who checked their tickets?

4. Name 5 different types of transport mentioned in the story:



Read these words everyday:

Vocabulary

- transport
- airplane
- taxi
- train
- bus
- helicopter
- boat
- canoe
- donkey cart
- bicycle
- arrived
- luggage

Sight words

- walk
- and
- her
- were
- there
- they
- the
- people
- over
- just
- will
- wanted
- every
- stop




Phonics


The 'ee'-sound and 'ea'-sound

Sort the words into either the 'ee' or 'ea' sound:

'ea'



'ee'



Oshiwike 9

Ondondo 3

bee
beat
tree
sea

feet
sheep
bean
sleep

free
seat
leaf
heat

eat
need
sheet



Creative writing skills

Re-write the sentences in the correct order and draw a picture about the story:

- There were cars, busses, trucks, and bicycles.
- As he sat on the bench he saw different types of transport
- He woke up early and decided to go to town.
- Sammy became tired of walking and sat on a bench in the park.
- He walked down the street.
- It was late and he went back home.
- One day there was a boy called Sammy.

1.

2.

3.

4.

5.

6.

7.



Construct yes/no questions

Write the answers and questions. The first one has been done for you:



Example: Did the king sit on his throne? Yes, he did.

1. Did Ndeshi have a sore throat? Yes, _____
2. Did John throw the ball? Yes, _____
3. Did Dan scribble his book? Yes, _____
4. Did Sam pull a thread from his jersey? No, _____ not.
5. Did Rose scrape her knee? No, _____ not.
6. Did you write in your exercise book? Yes, _____ !



Because & So

Complete the sentences with because and so:

1. I went home early _____ I was very tired.
2. Ali wanted to learn English _____ he took an English course.
3. Sara went shopping _____ she had no food.
4. My uncle's car was very old _____ he sold it.
5. He didn't go to the meeting _____ he was ill.
6. The dress was very expensive _____ I didn't buy it.
7. Mum bought a big cake _____ it was my birthday.
8. We stayed at home _____ it was raining.
9. Aysha was late _____ she went by taxi.
10. Layla went to the bank _____ she didn't have any money.
11. The weather is lovely _____ we are going to the park.
12. My father has a toothache _____ he went to the dentist.
13. I will be cleaning the windows _____ they are dirty.
14. Anna woke up late _____ she missed the bus.
15. My sister lost her doll _____ she was very sad.
16. Sally is on a diet _____ she wants to be thin again.



Punctuation

Rewrite each sentence correctly. Begin each sentence with a capital letter and add punctuation.

The Field Trip

ben and mel are going on a field trip
they are going to the farm they are very
excited ben wants to see the cows
mel wants to see the horses

Handwriting practice lines consisting of solid top and bottom lines with a dashed middle line, repeated three times.

Oshiwike 9

Ondondo 3

[] I used capital letters.

[] I used spaces.

[] I used fullstops.




Omipambulwayalu

Oshiwike 9

$\frac{1}{1}$				
$\frac{1}{2}$		$\frac{1}{2}$		
$\frac{1}{3}$	$\frac{1}{3}$		$\frac{1}{3}$	
$\frac{1}{4}$	$\frac{1}{4}$	$\frac{1}{4}$	$\frac{1}{4}$	
$\frac{1}{5}$	$\frac{1}{5}$	$\frac{1}{5}$	$\frac{1}{5}$	$\frac{1}{5}$

Mbapeka omipambulwayalu dhuulikwa.


Ondondo 3




$$\frac{1}{4}$$




$$\frac{1}{3}$$



$$\frac{2}{4}$$



$$\frac{1}{5}$$



$$\frac{1}{2}$$



$$\frac{2}{3}$$

Okuyalula : etulokumwe

Manitha omiyalu.

$$\begin{aligned} \text{Oshiholelwa: } 45 + 29 &= 40 + 20 + 5 + 9 \\ &= 60 + 14 \\ &= 74 \end{aligned}$$



1. $25 + 19 =$ _____

2. $46 + 22 =$ _____

3. $73 + 21 =$ _____

4. $59 + 27 =$ _____

5. $38 + 32 =$ _____

6. $64 + 12 =$ _____

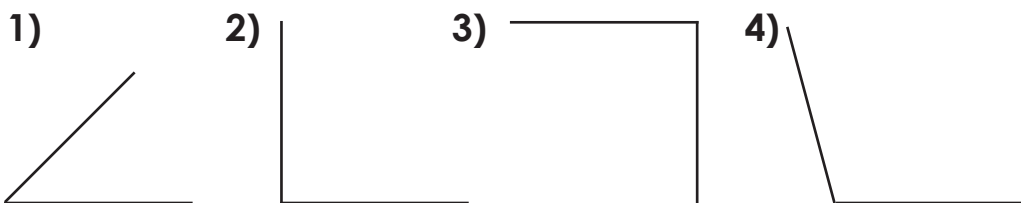
7. $81 + 18 =$ _____



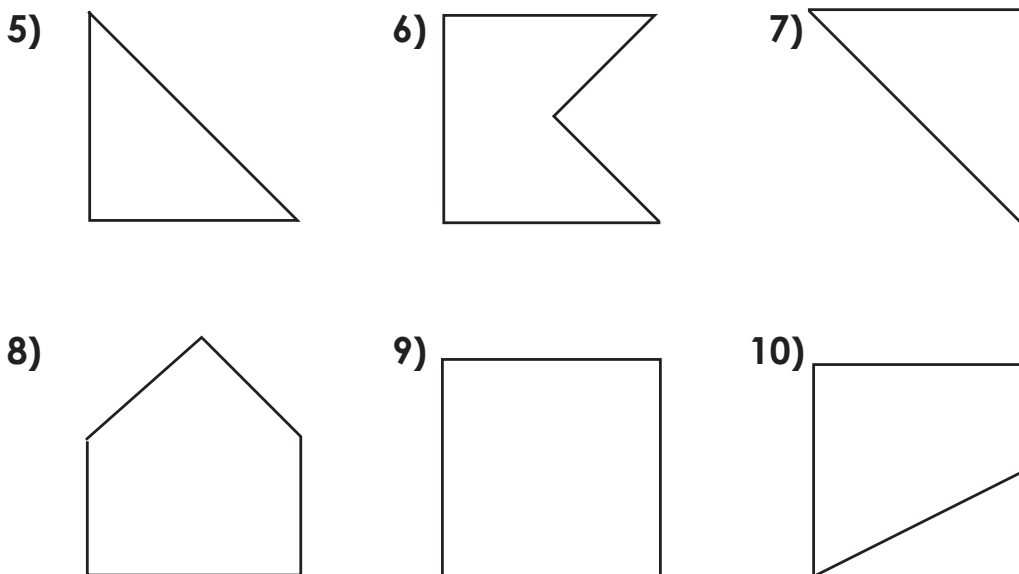


Oonkuvu dhuukilila = oonkuvu yombine

Gandja okangombe ✓ koonkuvu adhihe dhu ukilila



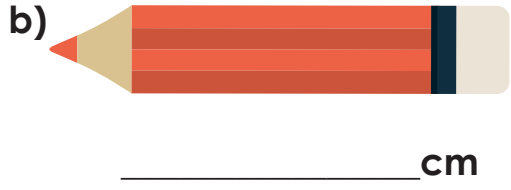
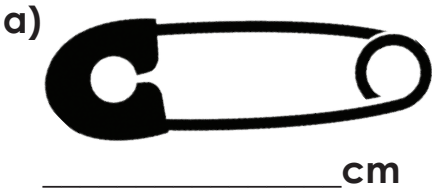
Tula okangonga kadhingoloka oonkuvu
nomalupe ta ga landula.



Okumeta

Measuring length in centimetre (cm)

1. Okumeta uule moosentimeta (cm):



2. Thaneka omisinda dhuule tawu landula:

3cm	
10cm	
6cm	
1cm	
8cm	
5cm	



Okukitakununa

5



- 1) Opu na omashina gokolutenda 34 posasiona. Omashina 22 ota ga yi kOkahandja. Gangapi taga yi kOshiwakopo?

- 2) Ombesa yosikola ohayi tsilike aanona 74 poshikando. Omuhingi okwa tsilike aanona 92. Omuhingi okwa tsikile sha pitilila nuunona ungapi?

- 3) Aafaalelwa 125 oya zi kOlange nondhila. Ondhila oyi na okuthikama lwaali , lumwe omOvenduka, lumwe omOndangwa manga inaa yi nambela moRundu. Movenduka oya helula mo aafaalelwa 39 nomOndangwa omwa zi 46. Aafaalelwa yangapi ya tuka nondhila okuya koRundu?



Okakololo kiimpungu

5

Udhitha ekalata lyokampungu keindjipaleko:

x	1	2	3	4	5	10
1		2	3	4		10
2	2		6			
3	3		9			
4	4		12			40
5	5	10	15	20	25	
6						
7						
8						
9	9	18		36		
10					50	100

Oshiwike 9

Ondondo 3



Ekuthomo: oonomola 2



$$\begin{array}{r} 54 \\ - 31 \\ \hline \\ \hline \end{array}$$

$$\begin{array}{r} 63 \\ - 10 \\ \hline \\ \hline \end{array}$$

$$\begin{array}{r} 28 \\ - 17 \\ \hline \\ \hline \end{array}$$

$$\begin{array}{r} 36 \\ - 25 \\ \hline \\ \hline \end{array}$$

$$\begin{array}{r} 49 \\ - 20 \\ \hline \\ \hline \end{array}$$

$$\begin{array}{r} 77 \\ - 35 \\ \hline \\ \hline \end{array}$$

$$\begin{array}{r} 84 \\ - 20 \\ \hline \\ \hline \end{array}$$

$$\begin{array}{r} 98 \\ - 54 \\ \hline \\ \hline \end{array}$$



$$\begin{array}{r} 48 \\ - 12 \\ \hline \\ \hline \end{array}$$

$$\begin{array}{r} 74 \\ - 30 \\ \hline \\ \hline \end{array}$$



Transport & Communication

Read the story and put in the missing letters (vowels):

Lily's letter

Lilly wrote a l_____tt_____r to her grandma who lived in Walvisbay in the Erongo region. She posted the letter in the l_____tterb_____. The letters were collected by a worker from the Post Office.

He p_____ts them into a big b_____g. The letters were sorted and p_____t into different b_____gs.

Lilly's letter went into a bag marked Walvisbay. The bag was loaded onto an aer_____pl_____ne.

When the plane arrived in Namibia, Lilly's letter was put on a tra_____n. The train travelled to the Walvisbay St_____tion.

The mailbag was taken to the Post Office by v_____n. The p____stm____n delivered the letter to Lily's gr_____ndm_____.

Grandma was very h_____ppy to hear form L_____lly.

Answer the following questions:

- Who wrote a letter to grandma?

- Where does grandma live?


- What mode of transport was used to deliver the letter?

- How did grandma feel when she received the letter?



Vocabulary & Sightwords

Vocabulary	Sightwords
road signs	wrote
telephones	were
newspapers	by
internet	a
e-mail	from
billboards	went
mobile	into
talk	the
communicate	hear



Phonics

Sort the words into either the 'all' or 'ell' group.

'all'-sound

'ell'-sound



dwell	ball	shell	smell
call	mall	hall	wall
bell	cell	squall	shall
fell	tall	well	sell
small	spell	fall	yell

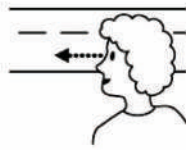


Uunongo wokunyola

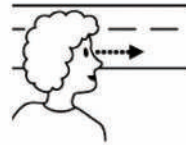
Nyola okatendo okafupi kombinga yoompango nomandhindhiliko gomoondjila.



Thikama



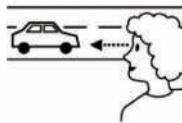
Tala kolumoho



Tala kolulyo



Pulakena



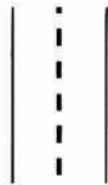
Tala oohauto



Tegelela e to dhiladhila



Ino matuka mondjila



Ngele ita ku zi ohauto



Inda

Oshiwike 10
Ondondo 3

lityadhina yopaushimwe nopauwindji

2

21

Oshityadhina paushimwe ota shi popi omuntu gumwe, ehala nenge oshinima.

Oshiholelwa: ombwa yimwe oya gwedha ongulohi

Oshityadhina pauwindji ota shi popi aantu oyendji ye vule gumwe, omahala nenge iinima.

Oshiholelwa: oombwa ndatu odha li tadhi gwedha ongulohi.

Tula iityadhina tayi landula palupe lyuwindji.

Uushimwe	Uuwindji	Thaneka omathano guuwindji
1. Oshitaafula		
2. Egala		
3. Kuume		
4. Okasindo		
5. Ehala lyomainyanyudho		
6. Onzinzi		
7. Olamba		
8. Oshimeno		
9. Embo		
10. Emanyanya		

Oshiwike 10

Ondondo 3



English Activity

Prepositions

Fill in the blanks with the correct prepositions from the box.

on	in	near	between	under
----	----	------	---------	-------



- The cat is sitting _____ the chair.
- The books are _____ the table.
- The shoes are _____ the table.
- The clock is _____ the table.
- The dog is sitting _____ the box.
- The table is _____ the chair and the box.
- The chair is _____ the table.



Hedhitha popepi nomilongo

3

Hedhitha oonomola dhi li pevi popepi no-10.
Yotango owe yi ningilwa oshiholelwa.

31 = 30

56 = ____

64 = ____

17 = ____

22 = ____

89 = ____

95 = ____

73 = ____

46 = ____

29 = ____

12 = ____

38 = ____

67 = ____

83 = ____

99 = ____

43 = ____

38 = ____

55 = ____

Oshiwike 10

Ondondo 3





Oonomola dhiisheka noonomola dheelekana

A) Nyola kutya oonomola oyiisheka nenge oyeelekana.

1) 6 _____ 2) 53 _____

3) 71 _____ 4) 24 _____

5) 88 _____ 6) 15 _____

7) 37 _____ 8) 46 _____

Oshiwike 10

B) Tula mongonga oonomola adhihe dhiisheka.

1 18 66 49 12 57

25 74 33 68 89 94

Ondondo 3

C) Tula mongonga oonomola adhihe dheelekana.

95 23 79 14 8 65

2 86 51 48 27 30





Okukitakununa

3

25

1. Opuna ookompiuta 35 noongodhi 43 posikola yetu. Ookompiuta noongodhi adhihe kumwe ngapi?

2. Mondondo 3B omuna aalongwa 40. Aalongwa 28 oye na ooe-maila. Aalongwa yangapi yaa na ooe-maila?


3. Anna okwa yalula oohauto 64 mondjila onene mEtitano. Olyomakaya okwa yalula oohauto 24. Oohauto adhihe kumwe a yalula odhi li ngapi?

4. Ngele olitela 1 oyi thike poomililitela 1000. Mo 5000ml omu na oolitela ngapi?

5. Johannes okwa landa oolitela 2 dhojuisa yomakwaava noolitela 6 dhojuisa yomaapela. Okwa landa oojuisa dhomaapela ngapi dhi vule dho makwaava?

Oshiwike 10

Ondondo 3





Omutima gwoshikwatelwa

Aakwanezimo yaNella oya tyapula oonamunate odhindji pefudho lyaDesemba

- Oshiwike shotango= oolitela 2
- Oshiwike oshitiyali = oolitela 5
- Oshiwike oshititatu = oolitela 8
- Oshiwike oshitine=inaatyapula sha
- Oshiwike oshititano = oolitela 3
- Oshiwike oshitihamano=oolitela 2

Manitha ografa:

Oolitela	8						
	7						
	6						
	5						
	4						
	3						
	2						
	1						
liwike		1	2	3	4	5	6

Oshiwike 10

Ondondo 3

1. Oolitela ngapi dhoonamunate ya nu efudho alihe?

2. Oshiwike shini inaa nwa sha nando?

3. liwike yi ni ya nu omwaalu guthike pamwe?

4. liwike iyali yini ya nu oolitela 11 kumwe?

5. Manitha:

1 Oolitela = _____ ml

1/2 Etata lyoolitela = _____ ml

1/4 Oshitine shimwe shaitela = _____ ml

Omutima gwoshikwatelwa: oolitela

Okumeta: oolitela



Olitela
1=ukopi 4

Olitela 1 oyi thike =
puukopi une. (4)



=



=



Olitela 1

Olitela 1 oya humbata oshindji nenge oshishona?
Tula mongonga eyamukulo lyomondjila.



Oshindji **Oshishona**



Oshindji Oshishona



Oshindji Oshishona



Oshindji Oshishona



Oshindji Oshishona



Oshindji Oshishona



Oshindji Oshishona



Oshindji Oshishona



Oshindji Oshishona

Oshiwike 10







Ondondo 3



Ontseyometo yomalupe

5

Totha mo omalupe shi ikololela komaukwatya ntseyometo ya go.

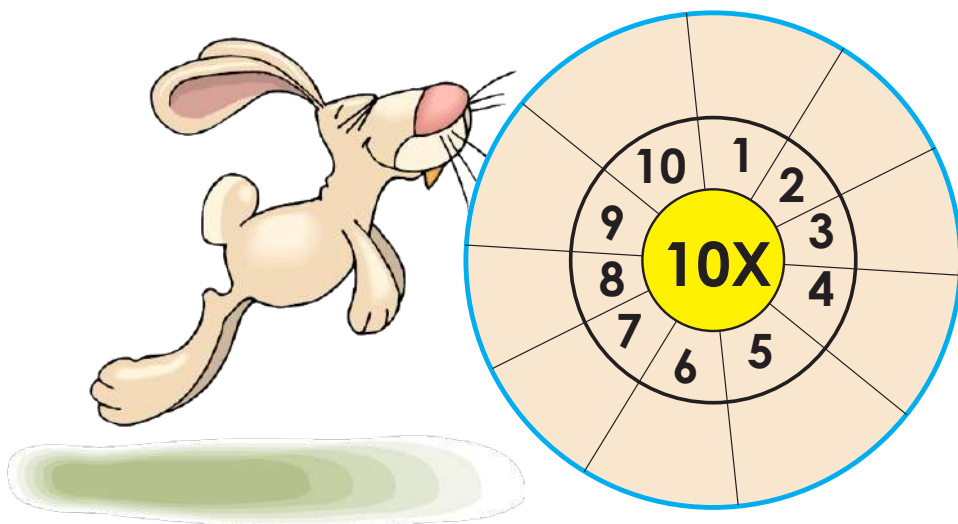
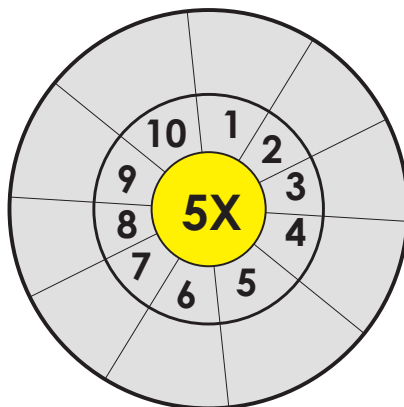
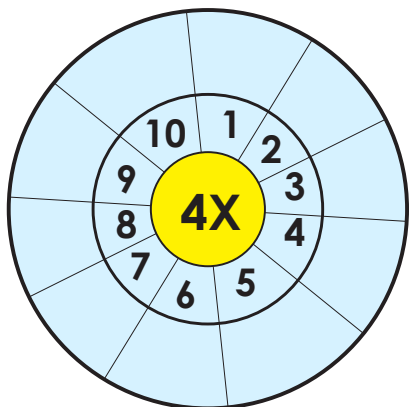
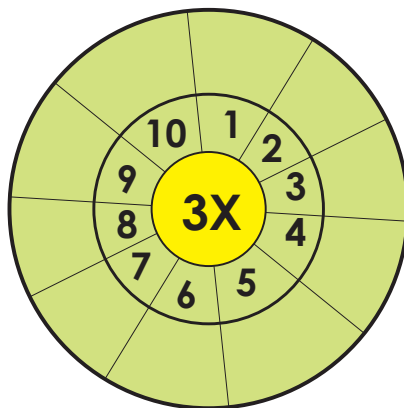
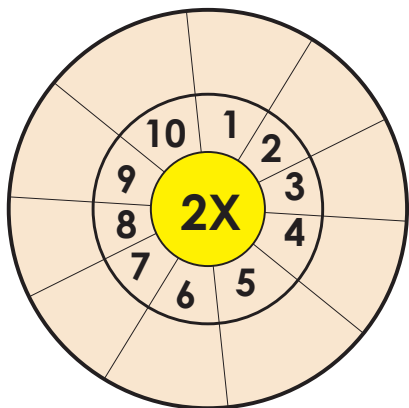
Omalupe	Omadhina	Omwaalu gwoombinga	Omwaalu gomisinda dhashigakana	Omwaalu goonkuvu	Omwaalu gwoonkuvu dhuukilila
	ombine				
	olee				
	onkuvundatu				
	ongonga				
	eyi				
	opentagona				

Oshiwike 10

Ondondo 3



Manitha omagulu



Oshiwike 10

Ondondo 3



Omalupe noonkuvu

Landula omalombwelo e to thaneke omalupe gakwatathana.

1. Thaneka okangonga mokati kepandja.
2. Thaneka onkuvundatu kohi yongonga.
3. Thaneka olee kohi yonkuvundatu.
4. Thaneka oombine mbali kohi yolee.
5. Thaneka oombine mbali kohi yolee.
6. Mbapeka ethano lyoye to longitha olwaala oluzizi moongonga, olwaala olutiligane moonkuvundatu, olwaala olumbulawu moombine nolwaala olushunga moolee.

Oshiwike 10

Ondondo 3





ESTEEMED STAKEHOLDERS

On behalf of the Ministry of Education Arts and Culture, we wish to take this opportunity to thank you all, who have completed the survey as per our call. The survey has made it possible for all the schools that has completed it fully, to be able to receive the correct number of books in terms of quantities as well as the amount of books needed for languages used.

We are certain that there are schools that has not yet completed due to various challenges and we are kindly requesting the Principals of such schools to get in touch with our office at mobile number +264 81 850 3609 or by email sophy@nmh.com.na to be able to still receive their surveys so that we complete the process.

We are confident that this initiative by the Ministry of Education, Arts and Culture is embraced by all stakeholders and as a distribution partner, we look forward to a productive 2021.

NMH NAMIBIA
MEDIA
HOLDINGS



Success begins with education

Parents will be able to visit the website and watch daily videos or they can subscribe to our Zoshy Telegram channel to receive daily videos. One can also download the PDF version of the book on the website. Also watch our daily show on Active Kids to watch your favourite lessons.



<https://t.me/zoshyonline>



ONLINE

For extra perks!

How does it work?



Easy peasy steps to follow

Register at zoshy

You can save your favourite lessons and find them easier



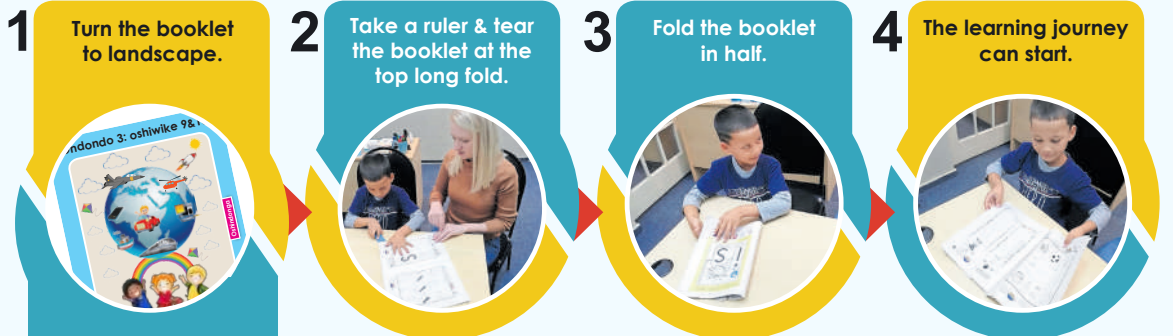
- Step 1: Find us at www.zoshy.online or scan the QR code
- Step 2: Find your grade and select the year
- Step 3: Choose your language
- Step 4: Choose the week you want to learn out of
- Step 5: Choose lessons from what lessons there are
- Step 6: Download booklet if you do not have it
- Step 7: Watch and follow the teacher as she explains what to do in the book
- Step 8: Follow us on Facebook (Zoshy & Active Kids) to never miss a video
- Step 9: Subscribe to our Zoshy Telegram channel if you want to receive daily updates



www.zoshy.online

In collaboration with the Ministry of Education, Arts and Culture

PRINT



STEPS
HOW TO TEAR & USE
THE BOOKLET

