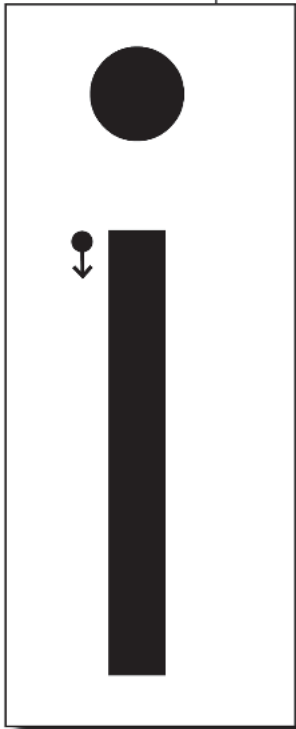




Grade 1/ Graad 1: Week 1 & 2

Harade 1: Sivike 1 & 2



English / Rukwangali

My Family/ Epatalyetu



Ministry of Education,
Arts and Culture



NAMIBIAN
COMMUNITY TRUST

unicef 
for every child





- | | | | | |
|----------|----------|----------|----------|----------|
| 1 | 2 | 3 | 4 | 5 |
|----------|----------|----------|----------|----------|

These numbers indicate which day you can complete each worksheet! But if you want to, you can work ahead and do the rest as well.

This publication is a collaboration and joint sponsorship between The Ministry of Education, Arts and Culture and Amos Meerkat Syllabus who are supported by Hollard and FNB Namibia.

Copyright © Ministry of Education, Arts and Culture. All parts of this publication cannot be reproduced, stored in a retrieval system or transmitted in any form or by any means, electronic, mechanical, photocopying, recording or otherwise without prior permission of the Ministry of Education, Arts and Culture or the Publisher.

Copyright © Amos Namibia. All rights reserved. No part of this specific publication may be reproduced, stored in a retrieval system or transmitted in any form or by any means, electronic, mechanical, photocopying, recording or otherwise without the prior permission of the publishers.

Production by: Namibia Media Holdings  **NAMIBIA MEDIA HOLDINGS**

Printing: Newsprint Namibia  **newsprint**



My family/ Epatalyetu

Read these words everyday/ Resa nonkango edi nkenye ezuva.

father / otate mother / onane
 sister / mukurwange gomukadi
 brother / mumbyange gomukadi
 boy / mumati girl / mukadona
 baby / mukeke



father / otate



mother / onane



boy / mumati



girl / mukadona



baby / mukeke



brother /
mukurwange
gomumati



sister /
mumbyange
gomukadi



Number 1 / Nomara 1

Trace the words/ Tjangurura nonkongo odo

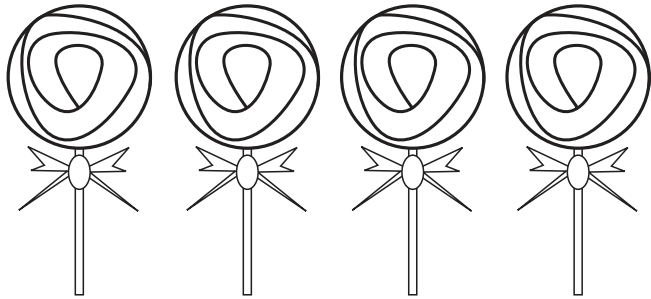
one zimwe
 one zimwe
 one zimwe



one/zimwe

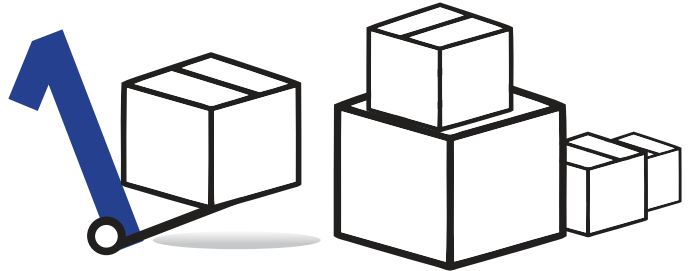
Sivike 1

Colour in
 one of the
 lollipops/
 kwita ruvara
 ureke umwe



Harade 1

Colour in one
 of the blocks/
 kwita ruvara
 nkodwa zimwe




Cross out all the number 1's/ Dipaga po nonomora 1 nadyine:

1	5	4	3	2
2	4	2	5	1
1	2	3	1	4

The 'a' sound / Nomuhagaro do 'a'

Colour in/ Kwita

Colour in/ Kwita



Circle the small letter 'a' / Dingilika no 'a' dononunu:

b A a i A a C q
H a E A K a Z A
v x f a k l w r

Sivike 1

Trace/ Tjangurura

Write/ Tjanga


Tracing practice for uppercase 'A' and lowercase 'a' on a three-line grid. The first row shows a dotted 'A' with stroke order arrows (1: diagonal down-left, 2: diagonal down-right, 3: horizontal crossbar) followed by four more dotted 'A's. The second row shows a dotted 'a' with stroke order arrows (1: counter-clockwise circle, 2: vertical line down) followed by four more dotted 'a's. The 'Write' section contains five red dots on the top line for starting points.

Harade 1

Trace/ Tjangurura

A - B - C -
- D - E - F -
- G - H - I -

Tracing practice for uppercase 'A' and lowercase 'a' in a cursive style. The first row shows a dotted 'A' followed by a series of connected 'A' shapes and ends with a dotted 'A'. The second row shows a dotted 'a' followed by a series of connected 'a' shapes and ends with a dotted 'a'.



Superstar sight words

Read it

the
to
and

Trace the words:

the the
to to
and and

Colour the words in the following colours:

red



to

blue

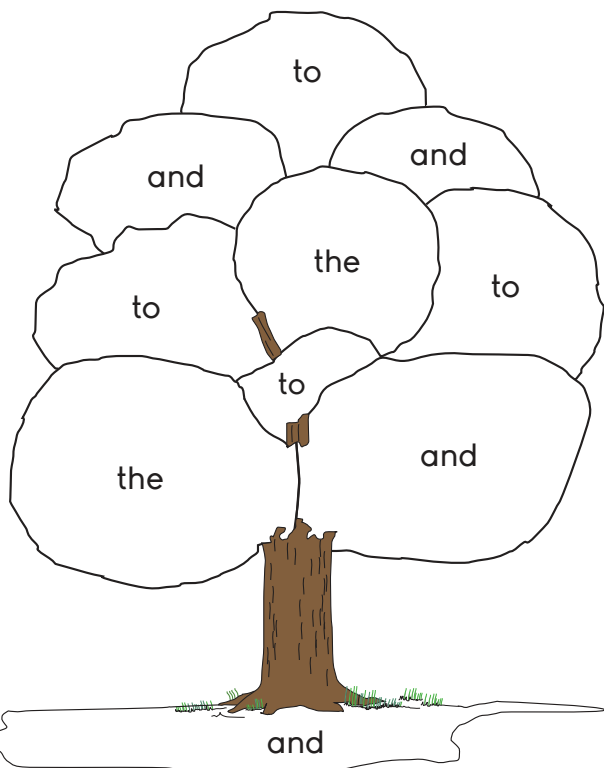


the

green



and



Unscramble the letters

nda _____

ot _____

eht _____

Days of the week/ Mazuva gomosi vike

Write the days in order/ Tjanga mazuva gomosi vike omogalikwama:

1. Sunday/ Sondaha

2. _____

3. _____

4. _____

5. _____

6. _____

7. _____

Sivike 1

Harade 1

Monday/ Mandaha
 Thursday/ Etine
 Wednesday/ Etitatu
 Saturday/ Mapeu
 Tuesday/ Etivali
 Friday/ Etitano

Family members (Pronouns)/ Nonkwatalinkangodina



I - ame



you-ove



he-age



she-age

Sivike 1


Harade 1





Write the number / Tjanga nonomora

Handwriting practice line with a solid vertical line on the left and three dotted vertical lines for tracing.


Count / Varura



How many? / Yingapi?



How many? / Yingapi?


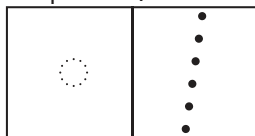
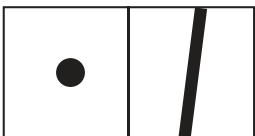


How many? / Yingapi?

Sivike 1

Harade 1

Complete / Manesa



0 2 3 4 5 6 7 8 9 10



What happens first?
Tura mafano melikwamo

1

blue
sinauguru

2

red
sinaugeha

3

green
sinauhako



Colour in each shape in the colour shown by the pencil. / Kwita ruvara mwankenye sihwi noruvara oruvalikida nopena zekara.




green
sinauhako



red
sinaugeha



yellow
sinalihenga



Sivike 1

Harade 1

Personal Pronouns/ Nonkwatelinkangdina

Look at each picture and choose the pronoun, then colour in the correct circle. / Tara mafano ogo ohoroworepo nkangokwatelidina makura okwitemo maruvara mo sikwamusere souhunga.



I - ame

you -
nyove

it - aso

she - age




he - age

it - aso




we - ose

I - ame



we - ose

it - aso



we - ose

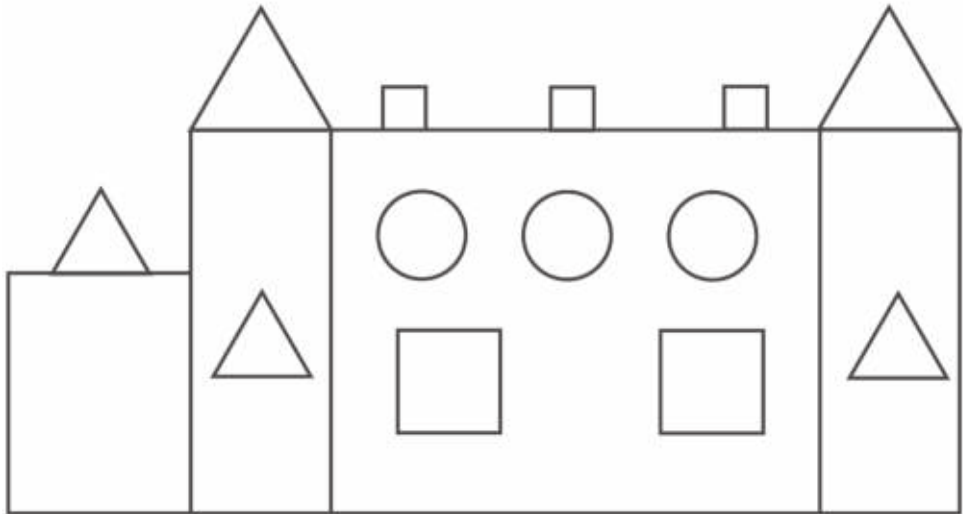
them -
awo

FINISH THE PICTURE

- Draw the sun above the castle.
- Draw a door between the square windows.

MANESA EFANO OLYO

- Faneka ezuva keguru zombara.
- Faneka evero mokatji koyikwambando.



Sivike 1

Harade 1

How many circles?
Yikwamusere yingapi yakarapo?

How many squares?
Yikwambando yingapi yakarapo?

How many rectangles?
Yikwarara yingapi yakarapo?

How many squares?
Yikovhutata yingapi yakarapo?



1.5 metres



English / Rukwangali

Essau and Jacob Essau na Jacob

Colour in the picture/ Kwita ruvara efano olyo.



Sivike 1

Harade 1



Pronouns

1. Trace each word
2. Sound it out
3. Draw a line from the word to its matching image.

it




she

he

they

he

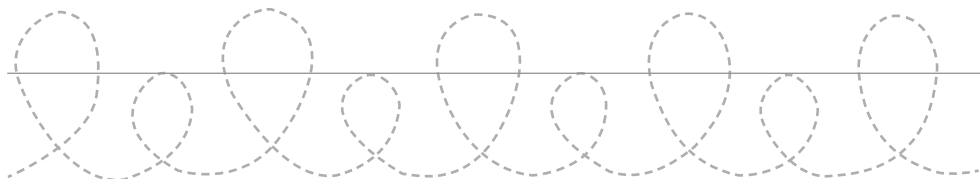
she



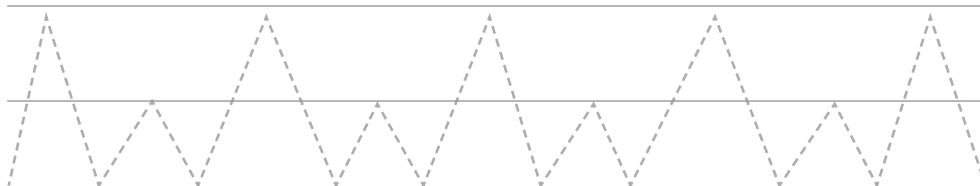
Sivike 1

Harade 1

Trace over the broken lines. /
Tjangurura moyindomo oyo.



Sivike 1



Harade 1

My progress / Yitompwera

Weak udwa	Fair yimo	Good nawa	Very good nawa unene	Excellent nawa unenenene
--------------	--------------	--------------	-------------------------	-----------------------------



My Family/Epatalyetu

Revise the words from last week:/
Resa nonkango edi nkenye ezuva:

father / otate

baby / mukeke


boy / mumati

girl / mukadona

brother / mumbyange gomumati

sister / mukurwange gomukadi

Read these words everyday/ Resa nonkango edi nkenye ezuva.



Sightwords / Nonkango monayiko

Read it! / Yiresa!

Trace the words! / Tjangurura!

one / Zimwe

one

Zimwe

two / Mabali

two

Mabali


three / Ntatu

three

Ntatu



Find and colour: one, two, three /
Gwana okwite ruvara: zimwe, mbali na ntatu:



Match the correct number with the number name:
/ Mangakana nomora konkango zowuhunga:

2 △ △

3 □ □ □

1 ○


three / ntatu

one / zimwe

two / mbali

Days of the week/Mazuva gomasivike

Trace the words. /Tjangurura.



Monday Mandaha

Tuesday Etivali



Sivike 2




Wednesday

Etitatu

Thursday Etine



Friday Utano



Harade 1

Saturday Mapeu

Sunday Sondaha





1.5 metres



The 's' sound / Muhagaro go 's'

Colour in/ Kwita

Colour in/ Kwita



snake/
Ezoka

Sivike 2

Circle the small letter 's'/
Dingilika ndanda 's' zonunu

S e s Z s z C G
Z S E z K S Z c
e S F s C l s r

Harade 1

Trace/Tjangurura

Write/Tjanga

Tracing practice for uppercase 'S' and lowercase 's'. The first row shows five dashed uppercase 'S' letters with a red dot and arrow indicating the starting point and direction of the stroke. The second row shows five dashed lowercase 's' letters with a red dot and arrow indicating the starting point and direction of the stroke. To the right of each row are four horizontal lines with a red dot at the top, intended for independent writing practice.

Trace/Tjangurura


P - Q - R -
- S - T - U -
- V - W - X -

Tracing practice for cursive 'S'. The first row shows a solid uppercase 'S' followed by a dashed uppercase 'S' with a wavy line above it. The second row shows a solid lowercase 's' followed by a dashed lowercase 's' with a wavy line above it. Both rows end with a solid letter 'S'.

The number '2' / Nomara 2

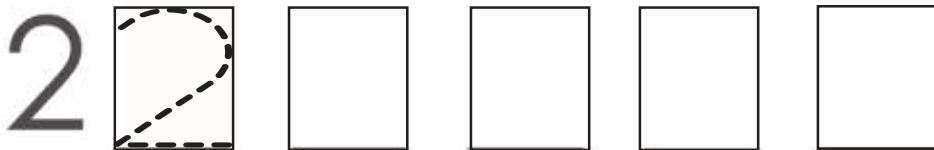


Sivike 2



Harade 1

Write the '2' in the blocks / Tjanga 2 mononkondwa.




1.5 metres





Copy the other half to match
Manesa ruha runahupuko

Sivike 2




Harade 1



Complete the word sums: / Kohonona maudigu:

1. Mary has 3 bananas and 4 cherries. How many fruits does she have? / Maria kunakara noma banana 3 ntani nono mango 4. Nonyango dingapi anakara nado?



2. There are 4 orange slices. John adds 1 more. How many orange slices are in the plate now? / Pana kara maguni vana tete pane. Johanesa yiyo ana gwederere po limwe. Maruha gangapi gomaguni gana kara po siyaha?








3. Tina has 5 sweets. Rosy has 3 sweets. How many sweets are the altogether? / Tina kuna kara nomautovara 5 ano Rosi yiyo ana kara nomautovara 3. Mautovara gangapi nagenye kumwe?



English Activity

Rhyming words

Colour in the carts that rhymes with the first word.



Sivike 2

Harade 1



Colour in something that both a boy and a girl can wear with a brown colour. / Kwita ruvara mosikoverero oso sinakara asi mukadona nomumati kusidwara noruvara rosinauvhu.



Sivike 2

Harade 1




1.5 metres



Write the number /Tjanga nomora



Count /Varura



Complete /Manesa









Sivike 2

Harade 1

Pronouns / Nkwatelinkangodina


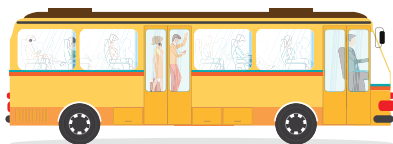

Look at the picture and circle what is correct./
Tara pefano odingilike youhunga.

	<p>I - ame</p> <p>you - ove</p>		 <p>it - aso</p> <p>she - age</p>
	 <p>he - age</p> <p>it - aso</p>		  <p>I - ame</p> <p>we - ose</p>
	 <p>we - ose</p> <p>it - aso</p>		   <p>them - awo</p> <p>we - ose</p>

Sivike 2

Harade 1

Circle the heavy objects and cross out the light objects. /
Dingilikapo soudigu odipage po soureru.



Sivike 2

Harade 1



Odd and even numbers / Yitumpakanovaro / noyi hetakanovaro.

Colour the door or window with even numbers / Kwita ruvara muvero ndi ekende linakara noyihetakanovaro



Sivike 2

Harade 1

Colour in the picture. / Kwita ruvara efano.

Sivike 2

Harade 1



Success begins with education

Parents will be able to visit the website and watch daily videos or they can subscribe to our Zoshy Telegram channel to receive daily videos. One can also download the PDF version of the book on the website. Also watch our daily show on Active Kids to watch your favourite lessons.



<https://t.me/zoshyonline>



ONLINE

For extra perks!

How does it work?



Easy peasy steps to follow

Register at zoshy

You can save your favourite lessons and find them easier



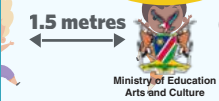

- Step 1: Find us at www.zoshy.online or scan the QR code
- Step 2: Find your grade and select the year
- Step 3: Choose your language
- Step 4: Choose the week you want to learn out of
- Step 5: Choose lessons from what lessons there are
- Step 6: Download booklet if you do not have it
- Step 7: Watch and follow the teacher as she explains what to do in the book
- Step 8: Follow us on Facebook (Zoshy & Active Kids) to never miss a video
- Step 9: Subscribe to our Zoshy Telegram channel if you want to receive daily updates



www.zoshy.online

In collaboration with the Ministry of Education, Arts and Culture

PRINT



Copyright © Ministry of Education, Arts and Culture. All rights reserved. No part of this publication may be reproduced without permission.



STEPS
HOW TO TEAR & USE
THE BOOKLET

1.5 metres

DEAR SCHOOL REPRESENTATIVE



LANGUAGE INFORMATION SHEET



Namibia Media Holdings is committed to translate and distribute all Educational booklets for Pre-primary to Grade 3 in various languages. These languages will be printed and distributed in the coming weeks. To assist us, please complete the form below with information regarding your school, region, circuit, languages taught in each grade as well as the number of children per language. This will assist us in accurately distributing all languages across the country.

School: _____

School contact number: _____

School address: _____

Region: _____

Circuit: _____



Language	Amount of children per Grade for each language / Requested copies			
	Pre-primary	Grade 1	Grade 2	Grade 3
English				
Afrikaans				
German				
Khoekhoegawab				
Otjiherero				
Oshikwanyama				
Oshindonga				
Rukwangali				
Silozi				
Thimbukushu				
Other:				

Circuit officer, please provide your contact details below:

Name: _____

Contact number: _____

Address: _____



Signature.....