

Ondondo 1 : otjivike 3 & 4

Grade 1 : Week 3 & 4



English / Otjiverero

Customs & Ceremonies /

Ombazu novitjitwa vyomuhoko novitjitwa uvyomakuruhungi



Ministry of Education,
Arts and Culture



NAMIBIAN
COMMUNITY TRUST

unicef 
for every child





- | | | | | |
|---|---|---|---|---|
| 1 | 2 | 3 | 4 | 5 |
|---|---|---|---|---|

These numbers indicate which day you can complete each worksheet! But if you want to, you can work ahead and do the rest as well.

This publication is a collaboration and joint sponsorship between The Ministry of Education, Arts and Culture and Amos Meerkat Syllabus who are supported by Hollard and FNB Namibia.

Copyright © Ministry of Education, Arts and Culture. All parts of this publication cannot be reproduced, stored in a retrieval system or transmitted in any form or by any means, electronic, mechanical, photocopying, recording or otherwise without prior permission of the Ministry of Education, Arts and Culture or the Publisher.

Copyright © Amos Namibia. All rights reserved. No part of this specific publication may be reproduced, stored in a retrieval system or transmitted in any form or by any means, electronic, mechanical, photocopying, recording or otherwise without the prior permission of the publishers.


Production by: Namibia Media Holdings **NMH** NAMIBIA MEDIA HOLDINGS

Printing: Newsprint Namibia **newsprint** NAMIBIA



Customs & Ceremonies /
Ombazu novitjitwa vyomuhoko novitjitwa uvyomakuruhungi

food / ovikurya



clothes / ozombanda



birthday / eyuva
rongwatero



celebrations /
omazemburikiro



Sight words / Omambo woepavayuva

Resa

Yarukira momambo

my/randje

randje randje randje

a/o

a/o a/o a/o

I/Owami

I/Owami I/Owami I/Owami

you/ove

you/ove you/ove

Write each sight word below: / Tjanga omambo woepavayuva kehimba:

.....

.....

.....

.....

Fill in the missing sight words/ Hitisa omambo wupeavayuva pu yaketere.

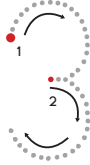
- am a big boy. / omuatje omuzandu omunene
- name is Ben. / Ena o Ben
- This is book. / Indji mbwa.
- What are doing? / mo ungura ye?

English / Otjiherero

Number 3 / Onomora 3



Trace the number 3/
Yarukira monomora ndji 3




Colour
number 3/
Hwaa
onomora
ndji o 3

Tracing practice row 1: Six dotted number 3s on a three-line grid.

Tracing practice row 2: The word 'Onodatutu' in dotted letters on a three-line grid.

Colour 3 cats/ Hwaa oumbihi 3




Circle the number 3/ Nana okawongo
ongondoroka monomora 3

6	3	9	1
		3	3
3	2		7
		8	3
1	3	3	

Cross out 3 boxes/ Nana
okakoroise mokapaka oketjatatu

The 'i' sound / Epose o "i"

Colour in/ Hwaa



Circle the small letter 'i'/
Patera o 'i' onditi mokwango

I A a i A T C q
i a l R T a Z A
T x i a k l w t

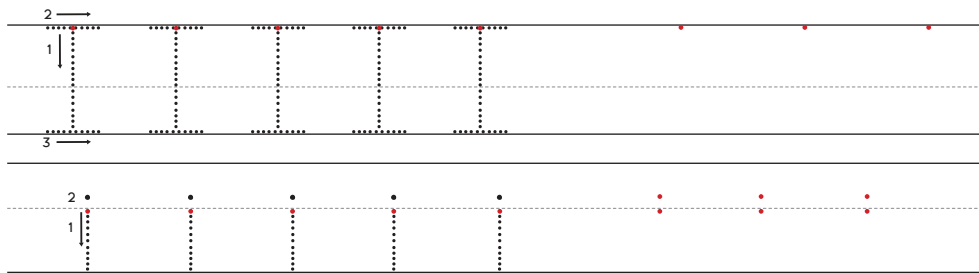
Colour in / Hwaa



ink bottle/
Ekende roinga

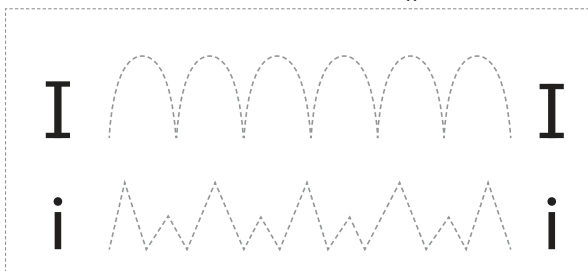
Trace/ Yarukira momikoka mbya tjangwa noutootoo

Write/ Tjanga



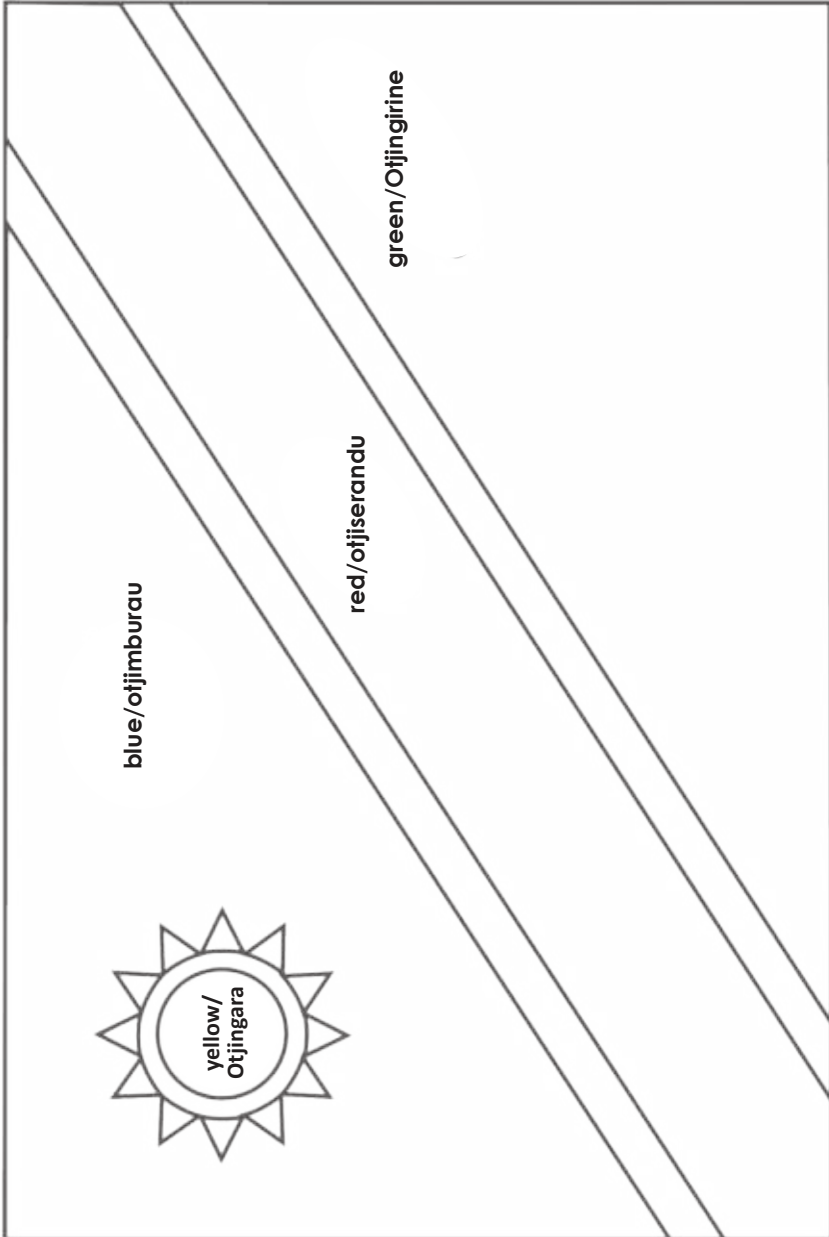
Trace/ Yarikura mopatorona

A - B - C -
- D - E - F -
- G - H - I -



The Namibian flag/ Erapi raNamibia

Colour in the Namibian flag according to the instructions/
Hwaa erapi raNamibia otja komaraa



Otjivike 3

Ondondo 1



Counting/ Vara

Count the dots and write the number/ Vara
outootoo nu u tjange ozonomora

● ●	
● ● ● ● ● ●	
●	
● ● ● ● ●	
● ● ● ● ● ● ● ●	
● ●	
● ● ● ● ● ● ● ● ●	
● ●	



Prepositions/ Omaraisewopoḅa

Fill in the correct prepositions/ Hitisa omaraisewopoḅa:


- next to/ mene _____ in/ kombanda
 on/ moukoto _____ under/ kehi
 behind/ kongotwe _____ in front of/ komurungu




The cat is _____ the box.
 Okambihi keru _____ yotjimbakete.



The cat is _____ the box.
 Okambihi keru _____ yotjimbakete.



The cat is _____ the box.
 Okambihi keru _____ yotjimbakete.



The cat is _____ the box.
 Okambihi keru _____ yotjimbakete.



The cat is _____ the box.
 Okambihi keru _____ yotjimbakete.



The cat is _____ the box.
 Okambihi keru _____ yotjimbakete.



Counting / Okuvara

Count from 1-10 and back: / Vara okuza po
1-10 nokuyaruka ovihahambunda:

1	2	3	4	5
6	7	8	9	10

Order the numbers from the smallest to the biggest: / Tjanga
ozonomora nda okuza konditi nga konene:

3 1 5 2 4

.....

8 6 10 7 9

.....

The number before /
Onomora ndji ya komunurgu

..... 3

..... 9

The number after /
Onomora ndji ya kongtotwe

8

2



Namibian Emblem/ Ohako yaNamibia

Compare the 2 pictures and mark the differences on the picture below with 'x'. / Sesaneka oviperendero vivari mbi ri kehi mba nu u yarise ombangu nokakoroise 'x'.




How many do you see?
Wa munu ngapi?



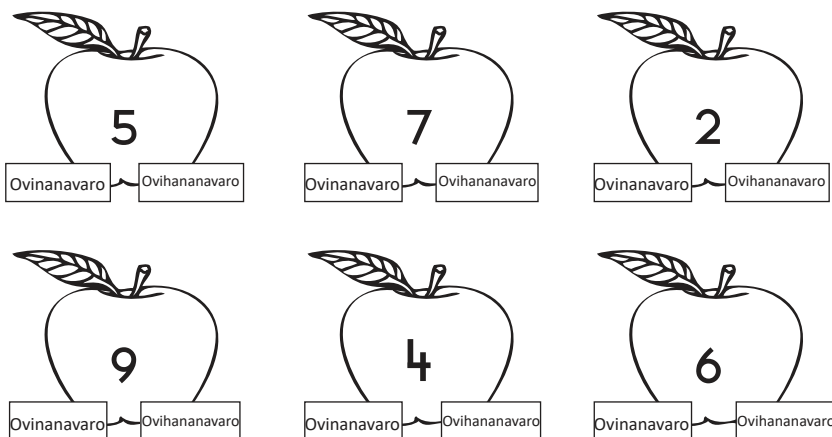
Even and odd numbers / Ovinanavaro novihanavaro

Colour the even numbers / Hwaa ovinanavaro:




Is it even or odd?

Colour the answer. / Ovinanavaro po
ovihanavaro? Hwaa eziriro esemba.



Data Handling / Ombungurisiro yondjivisiro omborongansiwa.





Count, colour and record the correct number of each shape. Use different colours for the different types of shapes. For example colour all triangles red. / Vara, hwaa u tjange onomora osemba komuhapa auhe. Ungurisa ovivara pekepeke komihapo pekepeke. Otjihorero: Hwaa ovinavikorovine avihe notjivara otjiserandu.



Otjivike 3

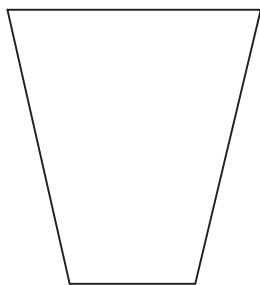
Ondondo 1

1 2 3 4 5 6 7


-  Circle / Otjiputupu
-  Rectangle / Otjisembatuwo
-  Triangle / Otjinavikorovitatu
-  Square / Otjinavikorovine

Capacity/ Omurya

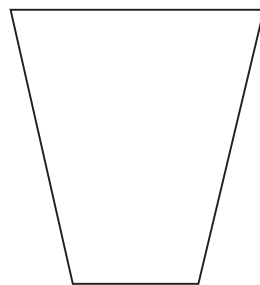
Draw the correct amount of liquid in each container/
Perenda nokutjanga omurya wa imbi mbi ri motjitižiro atjihe




half full/re ura ohinga



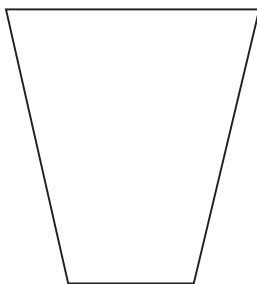
full/Tjeura




empty/muritjo



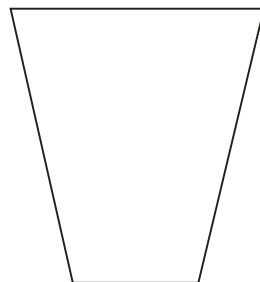
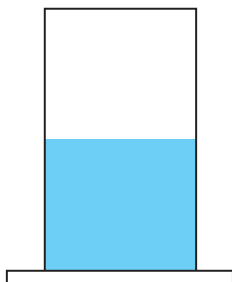
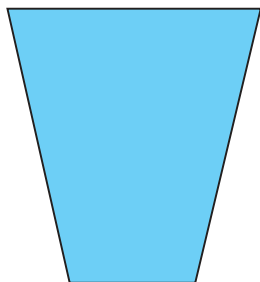
full/tjeura



empty/muritjo



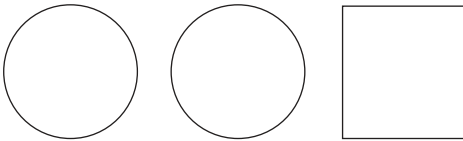
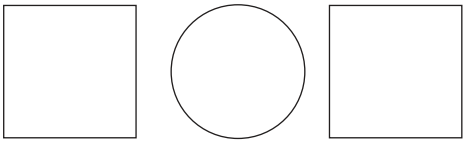
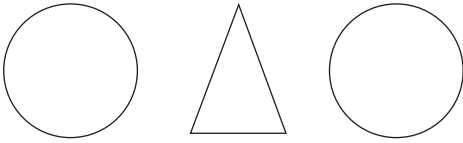
half full/re ura ohinga






Patterns / Ozopatorona

Complete the patterns /
Urisa ozopatorona:



Special Place/ Otuveze twa peke

The Church/ Okereka



Customs & Ceremonies / Ombazu novitjitwa vyomuhoko novitjitwa uvyomakuruhungi

Revise Week 3 vocabulary words /
Yarukira orutumbo romambo wotjivike 3


Read these vocabulary words: / Resa orutumbo romambo:

festivals / Ovitjitwa

funerals / ozombakero

deaths / on[^]diro

traditional / ombazu



Hitisa ozombosiro n[^]de heripo:

Ovitjitwa: ov ___ tj ___ twa

Ozombakero: O ___ mba ___ ro

On[^]diro: O ___ d ___ ro

Ombazu: Om ___ zu



1.5 metres



Sight words / Omambo wojevapayuva

Read it/ Resa:

Trace the words/ Yarukira momambo

it/oyo

in/moukoto

said /watja

it/oyo

in/moukoto

said /watja

Write each sight word below: / Tjanga omambo wojevapayuva kehi mba:

it/oyo _____

in/moukoto _____

said /watja _____

Unscramble the letters / Tjuna ozoretera nda kutja ze
kare nomaheya:

ni _____ om _____

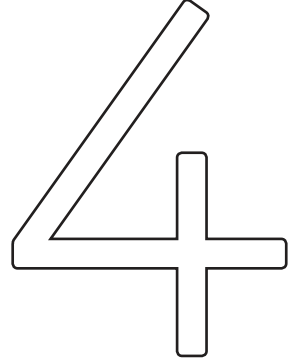
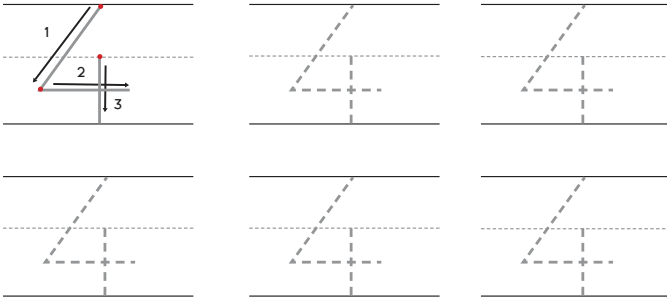
it _____ yoo _____

dais _____ tjawa _____




Number 4 / Onomora 4


Trace the number/ Yarukira monomora:



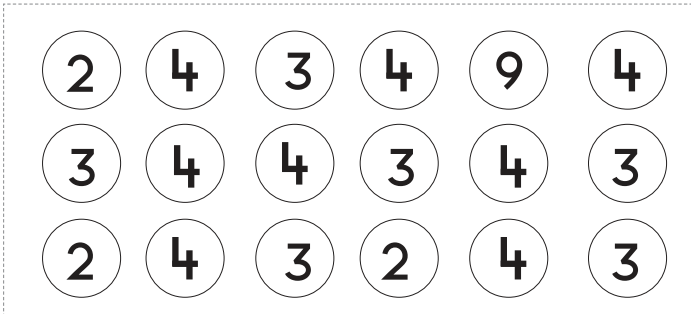
Colour in 4 stars: / Hwaa ozonyose 4:



Colour four blocks:/ Hwaa oupaka 4:



Colour number 4: / Hwaa onomora 4:



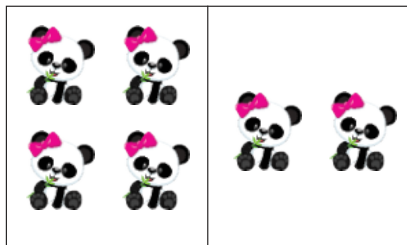

Otjivike 4

Ondondo 1

Addition/ Okutwa kumwe



Use the picture to add/Ungurisa oviperendero okutwa kumwe

Write the numbers/Tjanga onomora.





3 + 2 = 5

+ =



+ =

+ =



+ =


+ =

Otjivike 4


Ondondo 1

The 'n' sound / Omboširo indji o "n"

Colour in/ Hwaa



Colour in / Hwaa



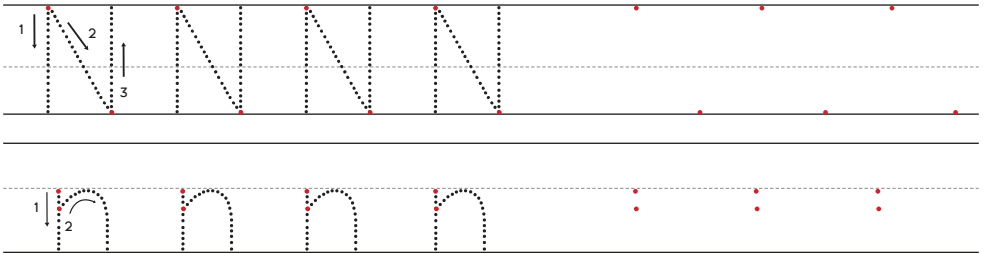
Circle the letter 'n' / Nana okawongo onondoroka noreṭera ndji 'n':

M n h N A T C
n N u h H n N h
N h n M N n H

night /ongurova

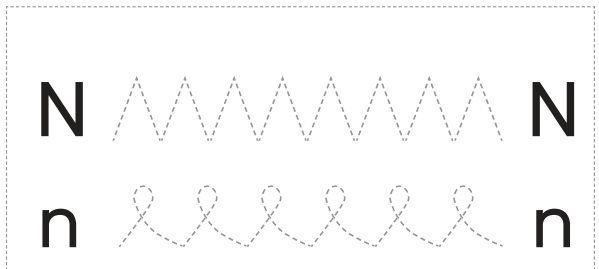
Trace/ Yarukira mozoreṭera ṅda tjangwa

Write/ Tjanga



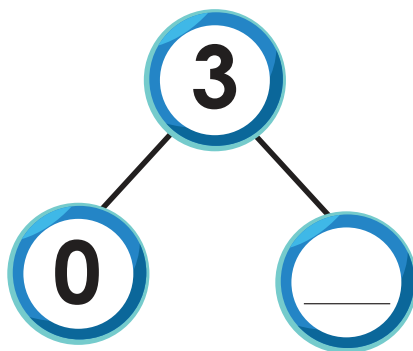
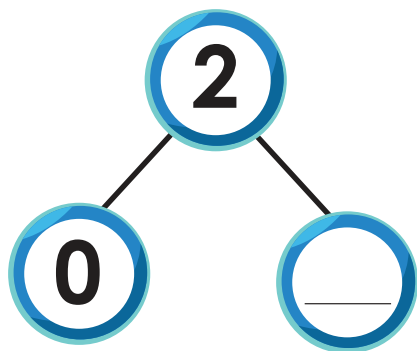
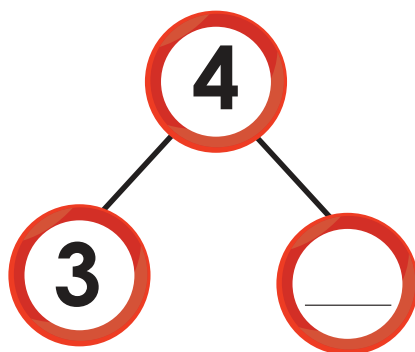
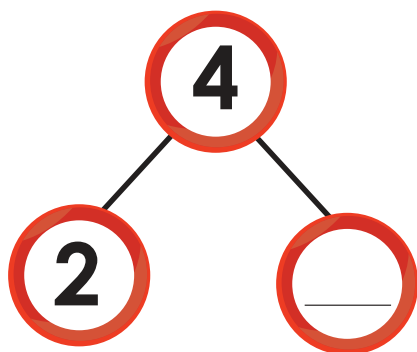
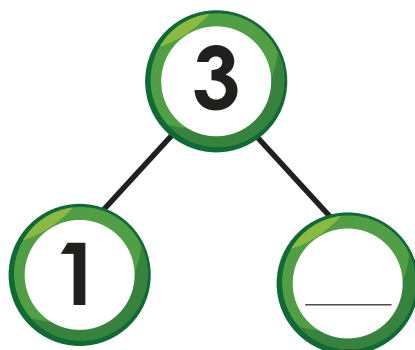
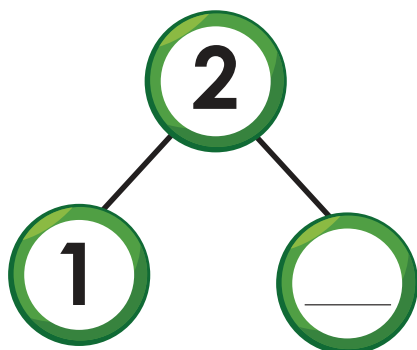
Trace/ Yarukira mozopaṭorona

- J - K - L -
- M - N - O -
- P - Q - R -



Number bonds/ Ovidiagrama vyorupa notjimbomba

Fill in the missing number bonds/
Rekena kutja u risa otjidiagrama tjorupa notjimbomba:




Plurals/ Ouingi

Add the letter 's' to the plural/ Tjanga mbi mouingi:


Singular/ouingi	Plural	Ouingi
 birthday /  okareinga		
 festival /  otjiyaha		
 celebration /  otjihavero		
 cake / otjikuki		
 funeral /  ekopi		
 pen /  embo		
 dog /  ombwa		

Otjivike 4
Ondondo 1

Cut out the emblems on page 25 and paste it in the correct spaces below: / Konda ohako ndji ri pokutwi kwembo 25 nu u kakaterise potuveze otusemba kehi mba:



Cut out the emblems. Paste and complete the Namibian Coat of Arms: /
Konda ohako. Kakatererisa kokutja u urise ohako yaNamibia pokutwi kwembo 24:



Otjivike 4

Ondondo 1





1.5 metres







Addition/ Okutwa kumwe



Count the objects, write the numbers and find the sum./ Vara ovina tjanga onomora nu u urise otjivarero.



$$\square + \square = \square$$

$$\square + \square = \square$$

$$\square + \square = \square$$

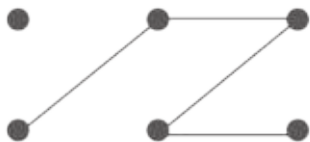
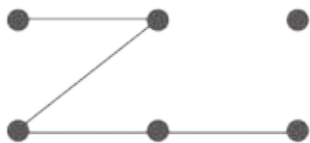
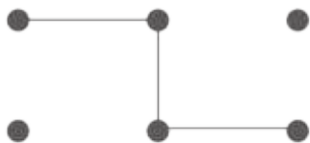



$$\square + \square = \square$$





$$\square + \square = \square$$

Redraw:/ Perenda rukwao:




Capacity/ Omurya


Draw a line on each container to show the water level: /
 Nana omukoka kekende arihe okuyarisa omeva pu ya yandere:



Half full/
reura ohinga



Nearly full/
riri pokuura




Nearly empty/
ehinga tjinene



Full/
reura


Circle the container which can hold less water. /

Patera otjipwiro tji matji tji ndi omeva
omatiti potjikwao mokawonga.



Circle the container which can hold less water. /

Patera otjipwiro tji matji tji ndi omeva
omatiti potjikwao mokawonga.




Circle the container which can hold less water. /

Patera otjipwiro tji matji tji ndi omeva
omatiti povikwao mokawonga.




Circle the container which can hold less water. /

Patera otjipwiro tji matji tji ndi omeva
omatiti povikwao mokawonga.



Isaac/ Isak

Colour in the picture/Hwaa otjiperendero.



Otjivike 4

Ondondo 1

Success begins with education

Parents will be able to visit the website and watch daily videos or they can subscribe to our Zoshy Telegram channel to receive daily videos. One can also download the PDF version of the book on the website. Also watch our daily show on Active Kids to watch your favourite lessons.



<https://t.me/zoshyonline>



For extra perks!

ONLINE

How does it work?



Easy peasy steps to follow

Register at zoshy

You can save your favourite lessons and find them easier



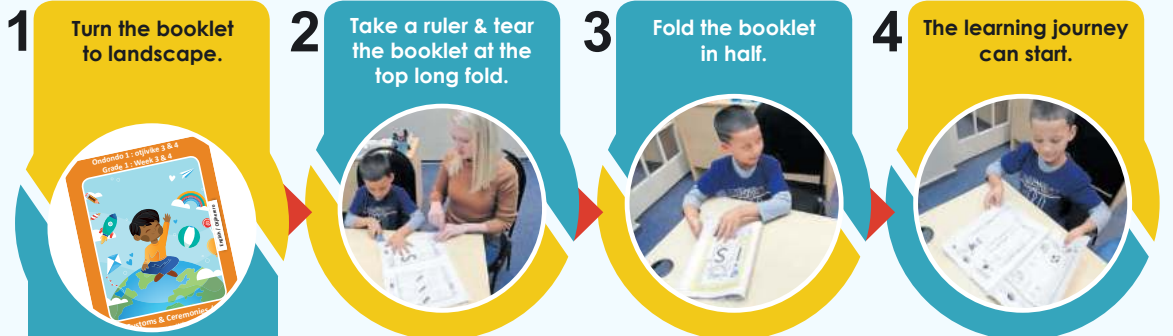
- Step 1: Find us at www.zoshy.online or scan the QR code
- Step 2: Find your grade and select the year
- Step 3: Choose your language
- Step 4: Choose the week you want to learn out of
- Step 5: Choose lessons from what lessons there are
- Step 6: Download booklet if you do not have it
- Step 7: Watch and follow the teacher as she explains what to do in the book
- Step 8: Follow us on Facebook (Zoshy & Active Kids) to never miss a video
- Step 9: Subscribe to our Zoshy Telegram channel if you want to receive daily updates



www.zoshy.online

In collaboration with the Ministry of Education, Arts and Culture

PRINT



STEPS
HOW TO TEAR & USE
THE BOOKLET



DEAR SCHOOL REPRESENTATIVE



LANGUAGE INFORMATION SHEET



Namibia Media Holdings is committed to translate and distribute all Educational booklets for Pre-primary to Grade 3 in various languages. These languages will be printed and distributed in the coming weeks. To assist us, please complete the form below with information regarding your school, region, circuit, languages taught in each grade as well as the number of children per language. This will assist us in accurately distributing all languages across the country.

School: _____
School contact number: _____
School address: _____
Region: _____
Circuit: _____



Language	Amount of children per Grade for each language / Requested copies			
	Pre-primary	Grade 1	Grade 2	Grade 3
English				
Afrikaans				
German				
Khoekhoegawab				
Otjiherero				
Oshikwanyama				
Oshindonga				
Rukwangali				
Silozi				
Thimbukushu				
Other:				

Circuit officer, please provide your contact details below:

Name: _____
Contact number: _____
Address: _____



Signature.....