

Pre-primary: Week 1 & 2

Ondondo yombutiro: Otjivike 1 & 2

5-6 years

Ozombura 5-6

English / Otjherero

Decorate your own front page by drawing yourself

Pwisa ombapira yokomurungu notjiperendero tjoye omuini

Myself/Owami omuini



Ministry of Education,
Arts and Culture




NAMIBIAN
COMMUNITY TRUST

unicef 
for every child




All about me /Ohunga na ami

My favourite thing to do is:/ Oviḽa mbi mba suvera okutjita:
 What do you enjoy to do? Draw a picture of yourself doing that. / Ovikeḽa
 mbi wa suvera okutjita? Perenda otjiperendero tjovina mbi motjiti.



Colour in the eyes
 with the colour of your
 eyes./Hwaa omeho
 notjivara
 tjomeho woye.

I am a:/ Owami o:



1.5 metres



Ask a parent or teacher to help you: Tie a red lace or piece of wool around your right hand. Now you know where your right hand is.

Ningira omiṭiri poo omunene woye okukuvatera: Nai motjiwa eke roye romanene kutja ri ripi. Kuta ondjatate oserandu poo okandimbu kongoze yokutunga ongondoroka neke roye kokunene.

Trace your right hand/ Nana okuwoko koye kokunene.

Ojivike 1

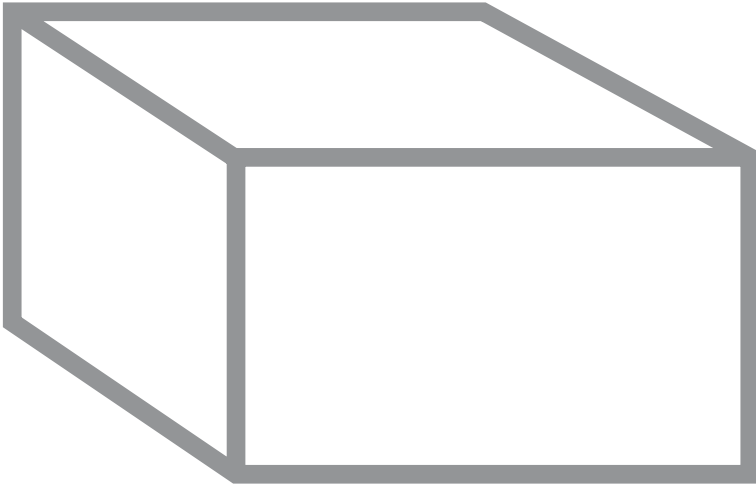
Ondondo yombutiro

Trace your left hand/ Nana okuwoko koye komamuho.

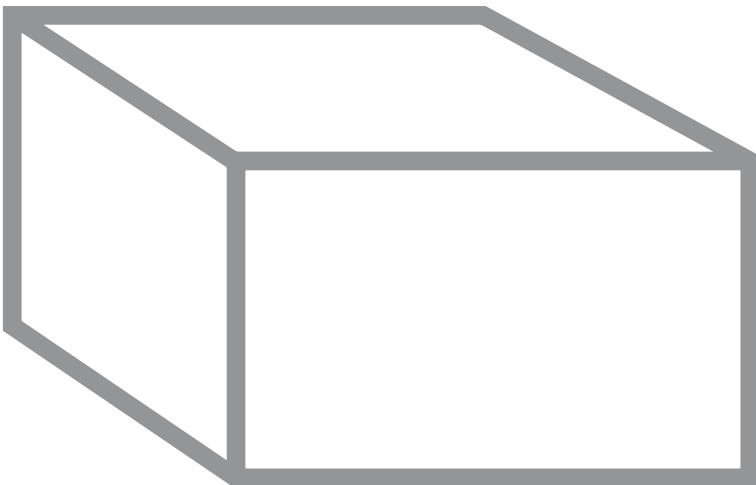


It is almost time for your friend’s birthday. Decorate the box for their gift. /
 Oruveze rweya pokuyenena rongwatero yomapanga woye. Pwisa otjimbakete
 tjoviyandjewa vyao.


Decorate the front of the box. / Pwisa otjimbakete komurungu.



Decorate the top of the box. / Pwisa otjimbakete kombanda.




Can you see what animal this is? Join the dots to make the picture more clear.
 / Otja kotjiperendero hi momunu otjipuka tjine? Yarukira moutotoo mbwi
 kokutja otjiperendero hi tjirire otjikahu.



Otjivike 1

Ondondo yombutiro





Today we are learning about number 1. Draw 1 of your favourite animals below. / Ndino matu ri hongo ohunga nonomora oimwe. Perenda tjimwe tjovipuka mbi wa suvera kehi mba.




Ojivike 1

Ondondo yombutiro



This is a circle. / Ihi otjiputuputu.

Colour in the circle with your favourite colour. /
Hwaa otjiputuputu hi notjivara tji wasuvera.



Otjivike 1

Can you think of anything else in your house or class that is round like a circle?

Draw something shaped like a circle. /

Moyenene okuripura notjiḡa tjarwe otjiputuputu tji tji ri mondjuwo yeḡu
poo metuwo romerihongero? Perenda otjiḡa tjarwe tji tjina ombuniko
yotjiputuputu.



Ondondo yombutiro



Hot and cold/ Otjipyu notjitarazu

3

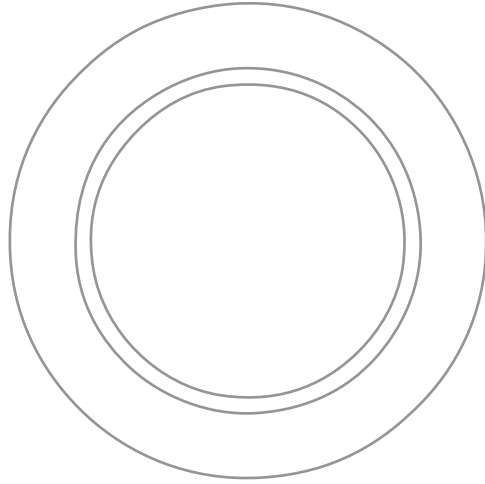
Today we want to cook something hot and cold. Can you think of anything hot or cold to make? /

Ndino matu ziki ovikurya ovipyu novitarazu mbi ma tu ri. Moyenene okuripura novina ovipyu poo ovitarazu mbi matu yenene okuzika?

Hot / Otjipyu



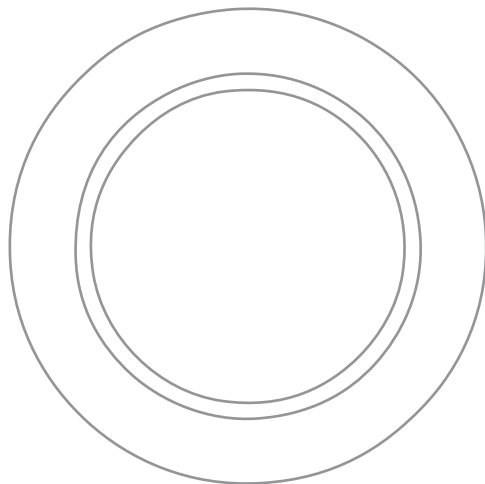
Draw something on plate that is hot./
Perenda ovikurya ovipyu motjiyaha.



Cold / Otjitarazu



Draw something on plate that is cold.
Perenda ovikurya ovitarazu motjiyaha.



Otjivike 1

Ondondo yombutiro



1.5 metres



Encircle below the picture of what you want to be when you grow up. /
Patera otjiperendero tjimwe tjoviṅa mbi u vanga okurira tji we kuru
mokawongo.



Teacher /
Omitiri



Doctor /
Onganga



Fireman /
Omuzemise womiro



Farmer /
Omututa



Business person /
Omunangetjefa








Artist /
Omuperende


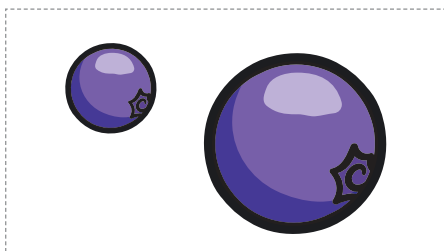





Ofjivike 1

Ondondo yombutiro

Connect the pictures that match from left to right with a line./
Nana omukoka okuza kotjiperendero tjomamuho okuyenda
kotjiperendero tjomanene tji tje tji pwire.



Circle all the big objects with a red colour and cross out all the small objects with blue. / Nana omukoka ongondoroka novina ovinene avihe notjivara otjiserandu nu unane okakoroise kovina oviti notjivara otjimbirau.



Otjivike 1

Ondondo yombutiro



Cut out and paste/ Okukonda nokukakaterisa

4

Time to get ready for school. In the blocks below, paste in the pictures in the order you will do when you wake up in the morning. / Oiri yokurirongerisa kosikore. Kakaterisa oviperendero moupaka kehi mba mongongorasaneno yoviṅa mbi u tjita tjiwa penduka muhukomunene.



Ofivike 1

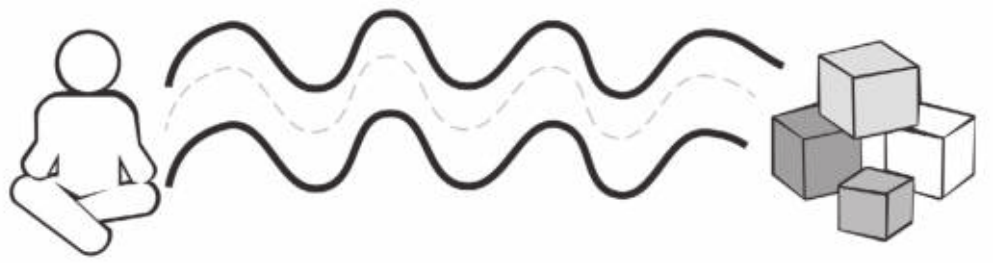
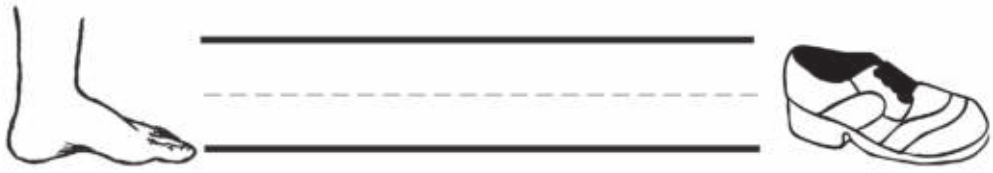
Ondondo yombutiro



1.5 metres



Trace the dotted lines from left to right.
Yarukira moutootoo mbwi okuza komamuho okuyenda komanene.

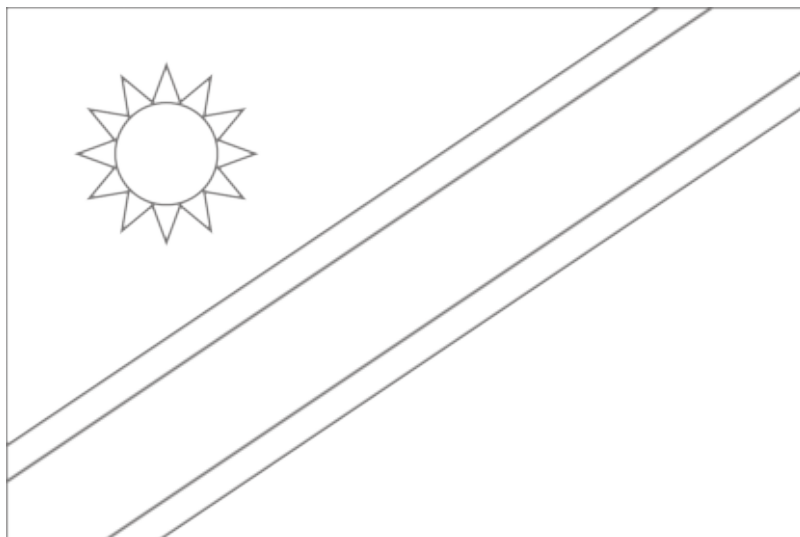


Otiyike 1

Ondondo yombutiro

I am a Namibian child. / Owami omuatje waNamibia.

Colour in the picture.
Hwaa oviperendero




Ofjivike 2

This is my family. / Indi etundu randje.

Ondondo yombutiro

This is a square. / Otjinavikorovine.


Colour in the square with your favourite colour. /
Hwa otjipaka hi notjivara tji wa suvera.




A square has four corners
and four equal sides. /
Otjinavikorovine tjina ozohuki
ine nomikuma vine mbi ta
pamwe.

Can you think of anything else in your house or class that looks like a square?
Draw something shaped like a square. /

Moyenene okuripura ohunga notjiṅa ngamwa mondjuwo yeṅu poo metuwo
romahongero tji tji munika tjimuna otjinavikorovine? Perenda otjiṅa nga mwa
tji tji nomuhapo wotjinavikorovine.




Draw a picture of how you feel when you are happy in the face below. /
Perenda otjiperendero tji matji yarisa omwano omurungu woye tji u munika tji
u nohange kehi mba.




Otjivike 2

Draw a picture of how you feel when you are sad in the face below. / Perenda
otjiperendero tji matji yarisa omwano omurungu woye tji u munika tji u
nomwihamwatima kehi mba.



Ondondo yombutiro

At the end of the round, draw a picture of the type of food you think the bunny wants to eat. /Komaandero wondjira ndji perenda ovikurya mbi momunu kutja okapi ma peya a ke ri.



Ojivike 2

Ondondo yombutiro

Draw a line in between the path to help the bunny get his food. / Perenda omukoka pokati kozondjira mbu mau vatere okapi kutja ke karye ovikurya.

Magazine and paste/ Embo roviperendero nokukakaterisa

In a magazine, look for a picture of what you do each day of the week. Cut it out and paste in the blocks. / Tara oviperendero membo roviperendero roviṅa mbi u tjita eyuva arihe. Konda nu okakaterise moupaka.

Otjivike 2

Ondondo yombutiro

Monday / Omandaha

Tuesday / Oritjavari

Wednesday / Oritjatatu

Thursday / Oritjaine





Friday / Oritjatano

Saturday / Oroviungura

Sunday / Osondaha




Help the lady bugs find their friends that look the same. Draw a line to match them. / Vatera okapuka okumuna omapanga ngu maye munika tjimwe. Nana omukoka okuza kokapuka ku ke ri komamuho okutwara kokapuka ku ka sana ku ke ri komanene.



Otjivike 2

Ondondo yombutiro






We have to get dressed for school. Draw one piece of your favourite clothing.
 Matu sokurihwikika okuyenda kosikore. Perenda otjiperendero tjimwe
 tjomuzaro mbu wa suvera.

Otjivike 2

Ondondo yombutiro





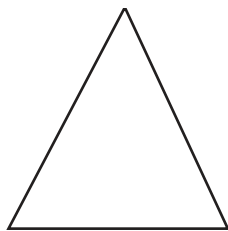
Time to get ready for bed. In the blocks below, circle the first thing you do in the evening and cross out the last thing you do to get ready for bed. / Oiri yokurongera oku ka rara. Moupaka mbu ri kehi mba, nana omukoka ongondoroka notjina tji u tjita rutenga nu u nane okakoroise kombanda yotjiṅa tji u tjita tji morongere oku ka rara.



Otiivike 2

Ondondo yombutiro

Draw something in the empty blocks that matches the shape on the left. /
 Perenda otjiḽa tji tji nomuhapo mbwa sana kotjina tji tji ri komaoko omamuho
 poruveze ndu ri kamwaha.




Ofjivike 2

Ondondo yombutiro




Point out and colour in the body parts and cut out the puzzle. /
Hwaa ovjinepo vyurutu nu u konde otjiperendero motupa pekepeke.



1.5 metres



Point out and colour in the body parts and cut out the puzzle. /
Hwaa oviṅepo vyorutu nu u konde otjiperendero motupa pekepeke




1.5 metres





Trace on the dotted lines to form a circle.
Yarukira momikoka mbya tjangwa noutootoo kokutja u tunge otjina
otjiputuputu.






Otjivike 2

Ondondo yombutiro




Otjivike 2

Complete the picture.
Urisa otjiperendero.



Ondondo yombutiro



Success begins with education

Parents will be able to visit the website and watch daily videos or they can subscribe to our Zoshy Telegram channel to receive daily videos. One can also download the PDF version of the book on the website. Also watch our daily show on Active Kids to watch your favourite lessons.



<https://t.me/zoshyonline>



For extra perks!

How does it work?

Register at zoshy

You can save your favourite lessons and find them easier

Easy peasy steps to follow

- Step 1: Find us at www.zoshy.online or scan the QR code
- Step 2: Find your grade and select the year
- Step 3: Choose your language
- Step 4: Choose the week you want to learn out of
- Step 5: Choose lessons from what lessons there are
- Step 6: Download booklet if you do not have it
- Step 7: Watch and follow the teacher as she explains what to do in the book
- Step 8: Follow us on Facebook (Zoshy & Active Kids) to never miss a video
- Step 9: Subscribe to our Zoshy Telegram channel if you want to receive daily updates



www.zoshy.online

In collaboration with the Ministry of Education, Arts and Culture

PRINT

- 1** Turn the booklet to landscape.
- 2** Take a ruler & tear the booklet at the top long fold.
- 3** Fold the booklet in half.
- 4** The learning journey can start.

STEPS
HOW TO TEAR & USE
THE BOOKLET



DEAR SCHOOL REPRESENTATIVE



LANGUAGE INFORMATION SHEET



Namibia Media Holdings is committed to translate and distribute all Educational booklets for Pre-primary to Grade 3 in various languages. These languages will be printed and distributed in the coming weeks. To assist us, please complete the form below with information regarding your school, region, circuit, languages taught in each grade as well as the number of children per language. This will assist us in accurately distributing all languages across the country.

School: _____

School contact number: _____

School address: _____

Region: _____

Circuit: _____



Language	Amount of children per Grade for each language / Requested copies			
	Pre-primary	Grade 1	Grade 2	Grade 3
English				
Afrikaans				
German				
Khoekhoegawab				
Otjiherero				
Oshikwanyama				
Oshindonga				
Rukwangali				
Silози				
Thimbukushu				
Other:				

Circuit officer, please provide your contact details below:

Name: _____

Contact number: _____

Address: _____



Signature.....