

Pre-primary: Week 9 & 10 / Ntambo zetateko: Sivike 9 no 10

5-6 years/ nomvhura 5-6

English / Rukwangali

Draw yourself with one of your family members./
Lifaneka nyamoge neva nepata woge.

My Family / Epata Iyange



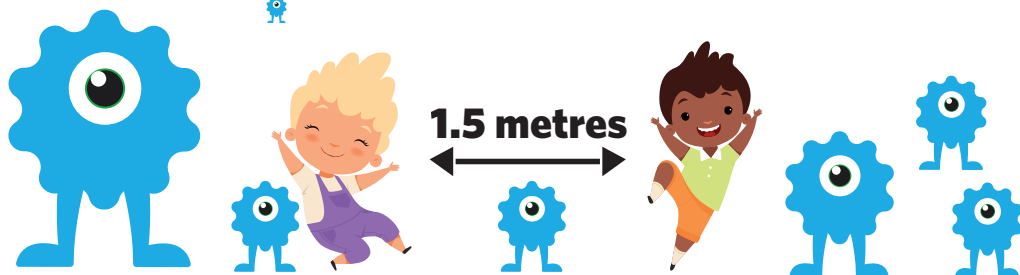
Ministry of Education,
Arts and Culture



NAMIBIAN
COMMUNITY TRUST

unicef 
for every child





These numbers indicate which day you can complete each worksheet! But if you want to, you can work ahead and do the rest as well.

This publication is a collaboration between the Ministry of Education, Arts and Culture and Namibia Media Holdings. This publication is sponsored by the Ministry.

Copyright © Ministry of Education, Arts and Culture. All parts of this publication cannot be reproduced, stored in a retrieval system or transmitted in any form or by any means, electronic, mechanical, photocopying, recording or otherwise without prior permission of the Ministry of Education, Arts and Culture or the Publisher.

Production by: Namibia Media Holdings **NMH** NAMIBIA MEDIA HOLDINGS


Printing: Newsprint Namibia **newsprint** NAMIBIA

The Ministry of Education, Arts and Culture
www.moe.gov.na



My Family / Epata Iyange

Colour the picture of the family./
Kwita efano Iyepata.




Act out instructions as per the pictures./
Rugana eyi ana kurugana ogo mumati po mafano ogo.

Sivike 9

Ntambo zontateko




Cut out the boy and paste him on the bed and under the table./
Tenga mumati, omu rameke po mbete ntani monda zo sitafura.



Sivike 9


Ntambo zontateko






Compare the mass of the following items. Colour the heaviest with a red crayon and the lightest with a yellow crayon. /

Hetakanesa mukumo goyininke yina kakwamako . Kwita yininke yoyidigu no sikwitiso sosinene sosigeha, ntani yoyireru nosikwitiso souhenga.



50kg



10kg



2kg

Sivike 9


Ntambo zontateko



Colour the pictures of events with different colours (morning event – blue, afternoon event – yellow and evening event with red colour). / Kwita mafano go yihorokwa maruvara go kulisiga-siga. Kwita sineguru yihorokwa yo ngurangura, kwita uhenga ko yihorokwa yo mutenya ntani sikwitiso sosigeha ko yihorokwa yo ngurova.

Sivike 9

Ntambo zontateko



Complete the following number pattern: /
Manesa patorona zonomora odo dina kukwamako.

| | | | | | |
|---|---|---|---|--|--|
| 2 | 1 | 3 | 2 | | |
|---|---|---|---|--|--|

| | | | | | |
|---|---|---|---|--|--|
| 1 | 3 | 2 | 1 | | |
|---|---|---|---|--|--|

| | | | | | |
|---|---|---|---|--|--|
| 2 | 1 | 3 | 2 | | |
|---|---|---|---|--|--|

| | | | | | |
|---|---|---|---|--|--|
| 1 | 3 | 2 | 1 | | |
|---|---|---|---|--|--|

Draw two family members, one tall and one short, in the box provided. /
 Faneka vane pata woge vavali, gumwe go mure ntani gumwe akare go
 musupi moyimbangu oyo vanakupe.

tall/gomure

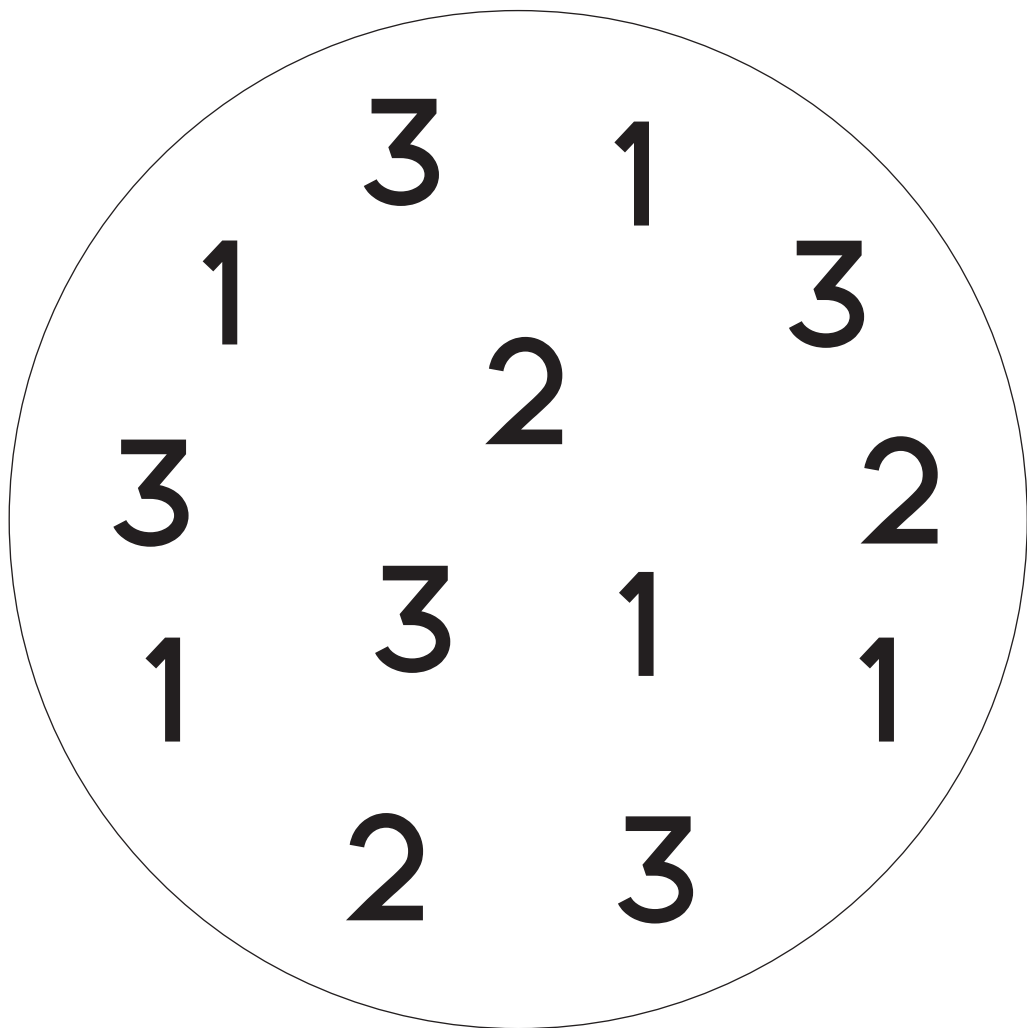
short/gomusupi

Sivike 9

Ntambo zontateko




Circle all number three's (3) with yellow crayon. /
Ruganesa sikwitiso so sinene souhenga odingilike no ntatu (3) nadinye.



Sivike 9

Ntambo zontateko

Colour out all the squares with any colour. /
Kwita mo yikwambando nayinye , ruganesa sikwitiso esi ono hara.

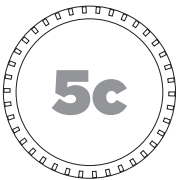



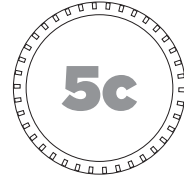

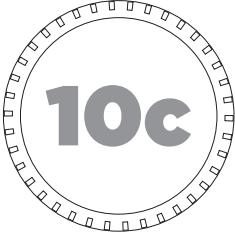

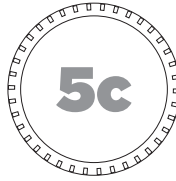

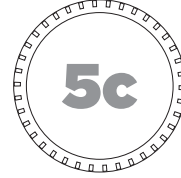

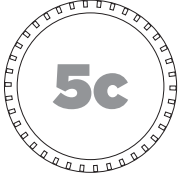


Sivike 9

Ntambo zontateko



Colour in the 5c with a colour of your choice./
Kwita mono 5c no ruvara oru ono hara.

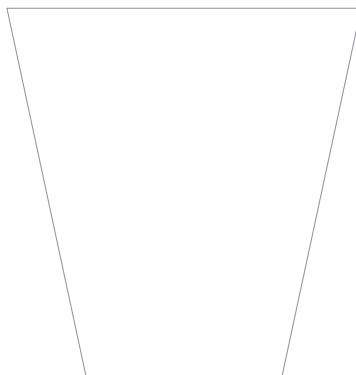

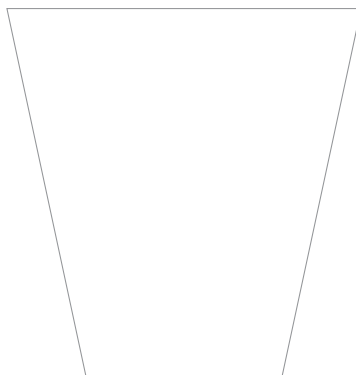
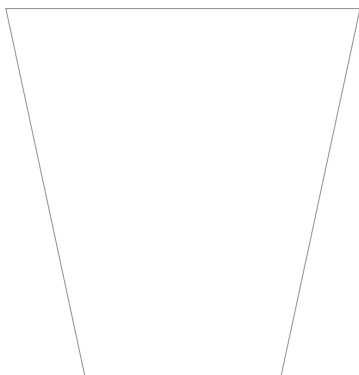
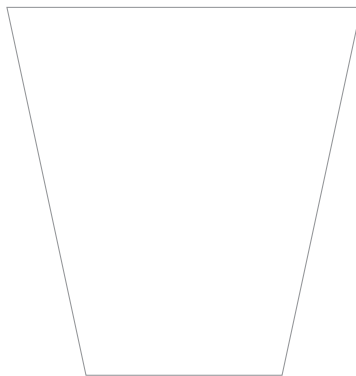



Sivike 9

Ntambo zontateko







Colour two glasses to make them full. /
Kwita maharase gavali oga zwide.



Look at the action cards. What are the family members doing in each picture? /

Tara koyirugana yina kara poyikarata. Yinke vana kurugana vanepata pa nkenye efano?





Sivike 9


Ntambo zontateko





Count the heads of family members and write the correct number. /
 Varura no mutwe do vanepata ntani tjanga nonomora douhunga
 moyimbangu.











Sivike 9

Ntambo zontateko



Read the emotions on the picture cards. /
Resa malizuvo yoyikarata yomafano.



Happy / Kuhafa



Sad / Kuguva




Serious / Elituromo



Angry / Kuhanduka

Tear papers and paste to form a bear figure./
Tetagura yipepa ntani orameke efano lyo sipopisa olyo.



Sivike 10

Ntambo zontateko



Cut out different family members chores in magazines and newspapers
and paste them on this page. /

Tenga mafano yiviyauka yo vanepata woge mekurante/ saitunga,
orameke apa pepenuno.



Circle the names with the same ending sounds. Ask your teacher or parent to read the names to help you identify and circle. /
 Dingilika madina gana kulifana ko kuhulisa. Pura murongi ndi mukurona goge akuresere madina yipo vakuvatere odimburure no kudingilika.

Sivike 10

Ntambo zontateko



Titus



Marina



Chesrina




Serina

What is full and what is empty? Circle all glasses which are empty. /
Sipi sinazura ntani sipi sinapili Yuma? Dingilika eharase lina pili Yuma.



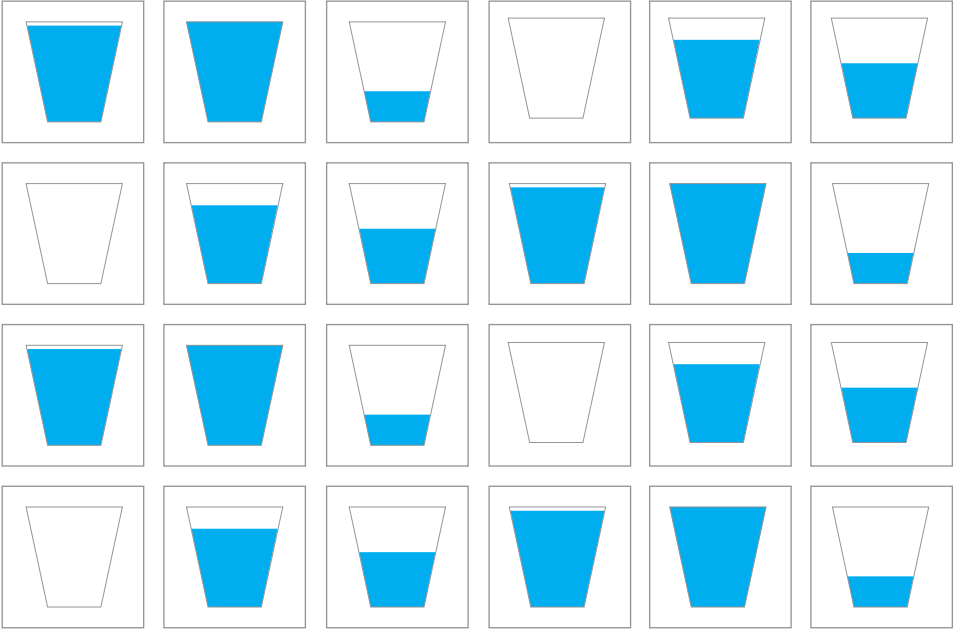
Full / Kuzura



Empty / Mutupu Yuma

Sivike 10

Ntambo zontateko



Complete the picture./Manesa efano.



Sivike 10

Ntambo zontateko






Finish the pattern. Cut out and paste the correct picture. /
Manesa patorona. Tenga orameke efano mouhunga.




Sivike 10

Ntambo zontateko



Circle all the pictures which are similar. /
Dingilika mafano gokulifana.




Sivike 10


Ntambo zontateko




Match the pictures to the words ./
Kwatakanesa mafano kononkango.




father/
otate



mother/
onane



sister/
mumbya/mukurwa
gomumati



brother/
mumbya/mukurwa
gomukadona


Sivike 10

Ntambo zontateko



Follow the road to dad and tell the story about which family members you see along the way. /

Kwama sitaura dogoro kotate ntani sanseka esanseko asi vanepata musinke ono kumona monzira.



Sivike 10

Ntambo zontateko




How many members are in these families? Colour the correct number. /
Vanepata vangapi vakara momapata aga? Kwita nomora zouhunga.

1 2 3



1 2 3



1 2 3



1 2 3



Sivike 10

Ntambo zontateko



Cut out and paste family members in the correct block. Tell your teacher/ parents who you think the family member is. /
Tenga ntani rameka mafano go vanepata mosimbangu souhunga.
Sansekera murongi ndi mukurona asi yilye ono rameke.



Sivike 10

Ntambo zontateko

grandfather/omama
wovagara

grandmother/omama
wovakadi

father/otate

mother/onane

brother/mumbya/
mukurwa gomumati

sister/mumbya/
mukurwa gomukadona





ESTEEMED STAKEHOLDERS

On behalf of the Ministry of Education Arts and Culture, we wish to take this opportunity to thank you all, who have completed the survey as per our call. The survey has made it possible for all the schools that has completed it fully, to be able to receive the correct number of books in terms of quantities as well as the amount of books needed for languages used.

We are certain that there are schools that has not yet completed due to various challenges and we are kindly requesting the Principals of such schools to get in touch with our office at mobile number +264 81 850 3609 or by email sophy@nmh.com.na to be able to still receive their surveys so that we complete the process.

We are confident that this initiative by the Ministry of Education, Arts and Culture is embraced by all stakeholders and as a distribution partner, we look forward to a productive 2021.

NMH NAMIBIA
MEDIA
HOLDINGS



Success begins with education

Parents will be able to visit the website and watch daily videos or they can subscribe to our Zoshy Telegram channel to receive daily videos. One can also download the PDF version of the book on the website. Also watch our daily show on Active Kids to watch your favourite lessons.



<https://t.me/zoshyonline>



ONLINE

For extra perks!

How does it work?



Easy peasy steps to follow

Register at zoshy

You can save your favourite lessons and find them easier



- Step 1: Find us at www.zoshy.online or scan the QR code
- Step 2: Find your grade and select the year
- Step 3: Choose your language
- Step 4: Choose the week you want to learn out of
- Step 5: Choose lessons from what lessons there are
- Step 6: Download booklet if you do not have it
- Step 7: Watch and follow the teacher as she explains what to do in the book
- Step 8: Follow us on Facebook (Zoshy & Active Kids) to never miss a video
- Step 9: Subscribe to our Zoshy Telegram channel if you want to receive daily updates



www.zoshy.online

In collaboration with the Ministry of Education, Arts and Culture

PRINT

1 Turn the booklet to landscape.

2 Take a ruler & tear the booklet at the top long fold.

3 Fold the booklet in half.

4 The learning journey can start.

STEPS
HOW TO TEAR & USE
THE BOOKLET

