

# Graad 3: Week 3&4

Afrikaans



## My Skool en Somer



Ministry of Education,  
Arts and Culture

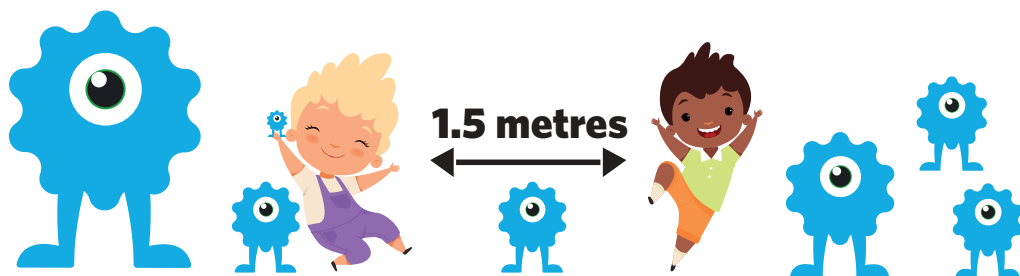



**NAMIBIAN**  
COMMUNITY TRUST



for every child





These numbers indicate which day you can complete each worksheet! But if you want to, you can work ahead and do the rest as well.

**This publication is a collaboration between the Ministry of Education, Arts and Culture and Namibia Media Holdings. This publication is sponsored by the Ministry.**

**Copyright © Ministry of Education, Arts and Culture.** All parts of this publication cannot be reproduced, stored in a retrieval system or transmitted in any form or by any means, electronic, mechanical, photocopying, recording or otherwise without prior permission of the Ministry of Education, Arts and Culture or the Publisher.

Production by: Namibia Media Holdings **NMH** NAMIBIA MEDIA HOLDINGS

Printing: Newsprint Namibia **newsprint** NAMIBIA



## Familie

## Afrikaans Tweede Taal

## Ons besoek aan die biblioteek.

Vandag het Pieter se klas die biblioteek besoek. Hulle is 40 kinders in die klas. Dit was 'n baie interessante dag. Hulle het groot pret gehad om Rauna se rolstoel te stoot. Die rakke was vol boeke. Die biblioteekkaresse het vir hulle gewys waar die boeke vir 8-10 jariges is. Pieter het 'n interessante boek oor motors gevind. Linda het 'n boek met maklike resepte vir kinders gekies. Die biblioteekkaresse het vir hulle vertel dat die biblioteek 'n baie belangrike plek in die gemeenskap is. Sy het ook vir hulle vertel dat kinders wat boeke lees, slim word.






**Beantwoord die onderstaande vrae.**

1. Wie het na die biblioteek gegaan? \_\_\_\_\_
2. Wat het hulle in die biblioteek gevind?  
\_\_\_\_\_
3. Wie het vir hulle vertel dat dit belangrik is om te lees?  
\_\_\_\_\_
4. Watter boek het Pieter gekies? \_\_\_\_\_
5. Wie se rolstoel het hulle gestoot?  
\_\_\_\_\_
6. Kies die regte antwoord. Die resepte was vir meisies/kinders.
7. Hoekom moet die kinders boeke lees?  
\_\_\_\_\_
8. Hoeveel kinders was in die biblioteek? \_\_\_\_\_
9. Waarheen het Pieter se klas gegaan? \_\_\_\_\_
10. Vul die ontbrekende word in. Dit was 'n \_\_\_\_\_ dag.



# Rigtings

Lees die onderstaande rigting en voeg die besonderhede op die kaart in.

<p>4<sup>de</sup> Straat</p> <p>Polisie</p> 	<p>Hospitaal</p> 
<p>3<sup>de</sup> Straat</p> <p>Vulstasie</p> 	<p>Biblioteek</p> 
<p>2<sup>de</sup> Straat</p> <p>Brandweerstasie</p> 	<p>Blomme winkel</p>
<p>1<sup>ste</sup> Straat</p>	<p>Hoofstraat</p> <p>Oranje Street</p>

Week 3

Graad 3

1. Teken 3 bome langs die biblioteek.
2. Kleur die hospitaal rooi en wit in.
3. Teken 'n motor langs die vulstasie.
4. Teken 'n prent van die blomme winkel regs onder.
5. Kleur die Hoofstraat oranje in.
6. Teken 'n wit en swart hond langs die brandweerstasie.













## Grammar: Vowels and Consonants

Circle the vowels in the given words:

hut	ink	drum	need	under
pin	egg	sand	temple	rice
cap	film	city	road	simple
pump	home	stable	eagle	child
men	fork	mint	snake	funny

Complete the following words with a vowel:

 sh__p	 s__x	 b__t	 h__s__	 m__s__
 m__lk	 b__t	 p__nc__l	 j__g	 s__n

Week 3

Grade 3

Complete the name of each picture with a consonant:

1. \_\_ree
2. \_\_a\_\_le
3. \_\_oes
4. \_\_ar\_\_
5. \_\_if\_\_
6. \_\_oma\_\_o
7. fo\_\_
8. \_\_lou\_\_
9. \_\_ite
10. \_\_oon



a

an

the

Complete the sentence with the correct article:

1. \_\_\_\_\_ plates are on the dining table.
2. I want \_\_\_\_\_ burger.
3. There is \_\_\_\_\_ orange on the table.
4. \_\_\_\_\_ students are welcoming the chief guest.
5. He is in \_\_\_\_\_ rush.
6. I have got \_\_\_\_\_ plan for that.
7. She is always smiling and kind to \_\_\_\_\_ students.
8. A teacher is \_\_\_\_\_ important person in everyone's life.
9. He is \_\_\_\_\_ best in this subject.
10. There was \_\_\_\_\_ lot of fun while playing cricket.



# Groet gewoontes


2

7

Knip die onderstaande sinsnede uit en plak dit onder die prent.












Week 3

Gradd 3

Goeie nag

Goeie middag

Mooi loop

Lekker naweek

Goeie môre

Sien jou gou

Hallo

Lekker dag


Totsiens

Goeie naand









Find all the words below:

- doctor      nurse      teacher      student      mail carrier      bus  
 driver      pilot      waiter      barber      fire fighter  
 police      officer      hair stylist      people      job      work



## Wiskunde

161	162	163	164	165	166	167	168	169	170
171	172	173	174	175	176	177	178	179	180
181	182	183	184	185	186	187	188	189	190
191	192	193	194	195	196	197	198	199	200

1. Kleur die blokke met die volgende getalle in.

173                  184                  195

2. Skryf die getal voor 200. \_\_\_\_\_.

3. Skryf die getal na 149. \_\_\_\_\_.

4. Skryf die getalname:

13= \_\_\_\_\_ .                  12= \_\_\_\_\_ .

20= \_\_\_\_\_ .                  8= \_\_\_\_\_ .

5. 169 kom voor \_\_\_\_\_.

6. 168 kom na \_\_\_\_\_.

7. Kyk na die getalle lyn en beantwoord die vrae.

165    166    167    (A)    169    (B)    171

a). Waar sal jy die getal 170 plaas, by A of B? Kleur die regte antwoord in.

b). Gee 'n rede vir jou antwoord:

\_\_\_\_\_



# English Activity

## Crossword puzzles

3

11



Write the names of the numbers to complete the crossword puzzle:

Crossword puzzle grid with 20 numbered starting points. Some letters are already filled in:

- 4: f
- 7: s
- 11: e
- 16: s
- 20: s
- 6: i
- 18: r
- 9: e
- 13: i
- 10: e

### Afrikaans Aktiwiteit:

Skryf die getalname van die volgende getalle:

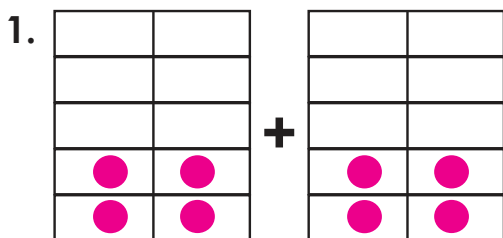
10 -	20 -	30 -
40 -	50 -	60 -
70 -	80 -	90 -
100 -	101 -	
326 -	_____	
471 -	_____	

Week 3  
Gradd 3

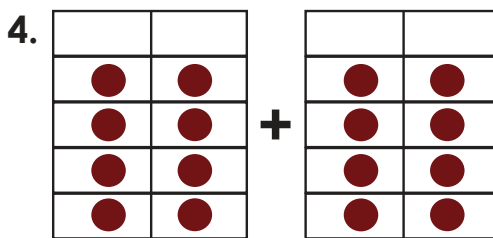


# Groepering

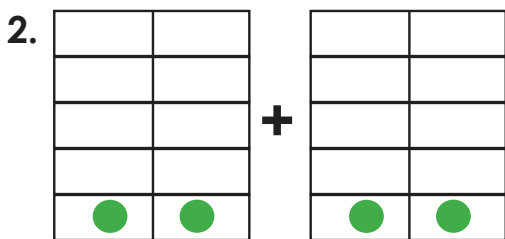
Voltooi die plus somme hieronder.



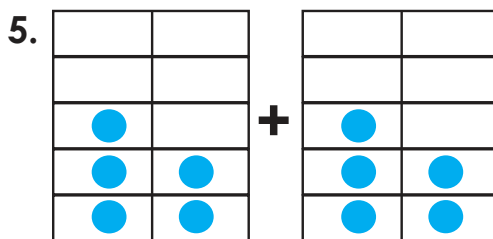
$$4 + \underline{\quad} = \underline{\quad}$$



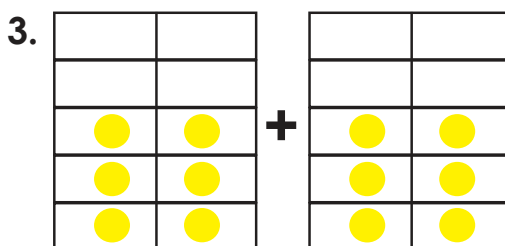
$$8 + \underline{\quad} = \underline{\quad}$$



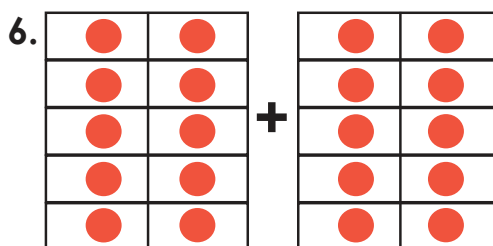
$$\underline{\quad} + \underline{\quad} = \underline{\quad}$$



$$\underline{\quad} + \underline{\quad} = 10$$



$$\underline{\quad} + \underline{\quad} = \underline{\quad}$$

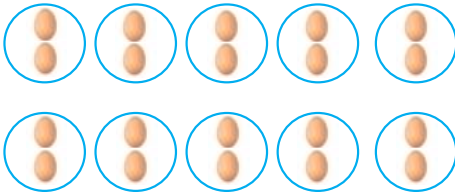


$$10 + \underline{\quad} = \underline{\quad}$$




# Vermenigvuldiging

Skryf vermenigvuldigings somme om elke model te beskryf.



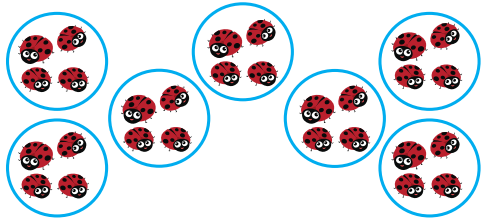
$$10 \times 2 = 20$$




$$\underline{\quad} \times \underline{\quad} = \underline{\quad}$$



$$\underline{\quad} \times \underline{\quad} = \underline{\quad}$$



$$\underline{\quad} \times \underline{\quad} = \underline{\quad}$$




$$\underline{\quad} \times \underline{\quad} = \underline{\quad}$$



$$\underline{\quad} \times \underline{\quad} = \underline{\quad}$$



$$\underline{\quad} \times \underline{\quad} = \underline{\quad}$$



$$\underline{\quad} \times \underline{\quad} = \underline{\quad}$$

Week 3

Gradd 3



1. Maria se ma bestuur 18 fabriekswerkers. 15 werkers is mans.  
Hoeveel werkers is vrouens?

---



---

2. Die fabriek het 37 blou speelgoed en 19 groen speelgoed.  
Hoeveel speelgoed hethulle altesaam.

---



---

3. Boer Jaffa het 50 vrugtebome geplant. Daar was droogte en 29  
bome het gevrek. Hoeveel vrugte bome is oor?

---




---

4. Mukwae het 23 eiers van haar hoenders versamel in een week  
en 19 eiers die volgende week. Hoeveel eiers het sy die twee  
weke bymekaar gemaak?

---






---



## Meetskunde

5

Sorteer die vorms volgens hul meetkundige eienskappe.

Vorm	Aantal sye	Aantal vertikale lyne	Aantal hoeke	Aantal reghoeke
 Vyfhoek		1	5	
 Agthoek	8		8	
 Ster	10	0		5

Week 3

Graad 3



Skat die massa van die volgende items.  
Omkring jou antwoord.



300g

25 g

2 g

50g

1000g

300kg

25 kg

2 kg

500kg

1000kg

Wat sal jy gebruik om die massa van die volgende items te bepaal?  
Skryf g of kg.

Koppie springmielies \_\_\_\_\_. Paar skoene \_\_\_\_\_.

Blok sjokolade \_\_\_\_\_. Jou werkboek \_\_\_\_\_.

Skaap \_\_\_\_\_. Fiets \_\_\_\_\_.

Vind 4 items in jou huis wat:

Swaarder as 1kg weeg	Ligter as 1 kg weeg.

Voltooi die volgende berekeninge.

$500g + 69g = \underline{\hspace{2cm}}$

$136g + 42g = \underline{\hspace{2cm}}$

$152g + 78g = \underline{\hspace{2cm}}$

$398g + 28g = \underline{\hspace{2cm}}$

$87g + 69g = \underline{\hspace{2cm}}$

$756g + 263g = \underline{\hspace{2cm}}$





## Sommer

Woordeskat en sigwoorde.

**Woordeskat:**

swemkostuum

helder

reën

atletiek

wolke

temperatuur



Week 4

Graad 3

**Sigwoorde:**

sommige

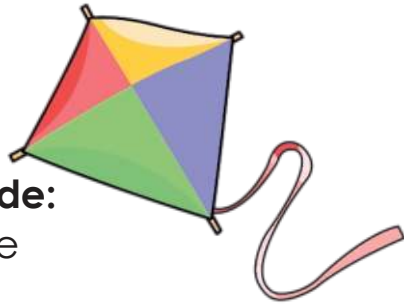
hulle

plaas

elke




rondom

voor



The 'oo' sound in words can make a long 'oo' sound (moon) or a short 'oo' sound (book).

Put the 'oo' sound in these words:

		
r__f	b__t	m__n

t\_\_th      st\_\_l      z\_\_      p\_\_l  
 r\_\_t      r\_\_m      t\_\_l      sch\_\_l  
 f\_\_l      ig\_\_      sh\_\_t

Write the correct word in the sentences:

- The \_\_\_\_\_ came out at night.
- My \_\_\_\_\_ was wobbling and then it cam out.
- Dad told me to pass him a \_\_\_\_\_ .
- Mum said, "Tidy your \_\_\_\_\_ ."
- Monday is the first day of \_\_\_\_\_ .
- For our trip, we went to the \_\_\_\_\_ .





Word Search:

Find the words below in the word search block.

e	e	s	e	e	e	b	f	e
e	w	e	e	k	e	e	e	s
e	f	e	e	v	c	e	e	e
s	l	d	v	e	f	f	d	e
w	e	e	d	e	r	l	e	m
z	e	c	b	b	e	e	q	f
h	v	k	n	e	e	v	b	m
y	t	e	e	n	e	e	d	e
h	s	c	q	r	w	s	a	y
c	c	e	g	i	t	h	i	c

Week 4

Grade 3

bee  
flee  
feed  
weed

fee  
free  
need  
week

see  
knee  
seed  
beef



## Dit is Somer.

Dit is 'n wonderlike sonnige dag. Leto is haastig om by die huis uit te kom. Gister het ma belowe om roomys en vrugte vir middagete te koop. Sy is bly om sulke heerlike kos te eet.

Na middagete trek Leto haar swemkostuum aan en spring in die swembad in. Haar klein boetie wil ook swem. Hy is te jonk en kan nie swem nie. Die son skyn helder en binnekort sal die reën val. Kan julle die wind hoor waai?

Pa roep vir Leto om aan te trek, want sy moet terug gaan skool toe vir atletiek oefeninge. "Ons sal nou vertrek" het hy gesê.

Daar is wolke in die lig. Die reëndruppels spat op die kar se ruite. Die kinders moet wag vir 'n paar minute voor hulle om die rugbyveld kan hardloop. Vandag geniet hulle dit om in die koel temperatuur te hardloop.

**Lees die storie en beantwoord die volgende vrae.**

**1. Wat is die weertoestand vir die dag?**

---

**2. Hoekom is Leto haastig om huis toe te gaan?**

---

**3. Wie is te jonk en kan nie swem nie?**

---

**4. Wanneer het dit begin reën?**

---

**5. Hoe lank moet die kinders wag voor hulle om die rugbyveld kan hardloop?**

---



# English Activity

## Summer

3

21

Read the words in the box below and circle them in the word search:

n	u	l	d	o	c	q	e	t	i	e	d
v	p	b	i	k	e	z	n	g	r	n	c
h	a	n	r	w	f	i	s	l	a	i	l
b	h	m	x	d	y	t	u	s	a	j	o
f	e	p	l	s	o	b	m	h	u	k	f
c	m	a	r	p	n	e	m	b	t	d	e
a	s	n	c	f	a	n	e	e	n	h	k
m	u	l	t	h	l	y	r	l	g	e	a
p	r	a	m	o	g	i	l	t	n	a	x
d	j	c	o	n	f	t	w	r	a	t	s
s	y	p	g	s	a	v	h	i	k	e	c
z	h	s	p	r	d	m	e	o	l	n	r

Week 4

Grade 3

beach  
bike  
camp  
fire  
heat  
hike  
lake  
pool  
sand  
summer



## Voornaamwoorde

Kies voornaamwoorde uit die boks om die onderstreepte woorde in die sinne te vervang.

hulle	haar	hom	dif	ons	sy	hy	hulle
-------	------	-----	-----	-----	----	----	-------

1. My pa het my gebel, so ek het my pa gaan besoek.

---

2. Ek het vir die kinders gesê dat ek die kinders op die speelterrein kan ontmoet.

---

3. Die meisie het die venster gebreek.

---

4. Ek het die boek op die tafel gesien.

---

5. Ek en my vriende het gespeel.

---

6. Die pen was gebreek toe ek die pen gevind het.

---

7. Mina het vir George gesê om die tafel skoon te maak.

---

8. Die koei is nuttig omdat die koei vir ons melk gee.

---

9. Die kinders het die werk voltooi.

---

10. Rob het die potlood aan Meera gegee.

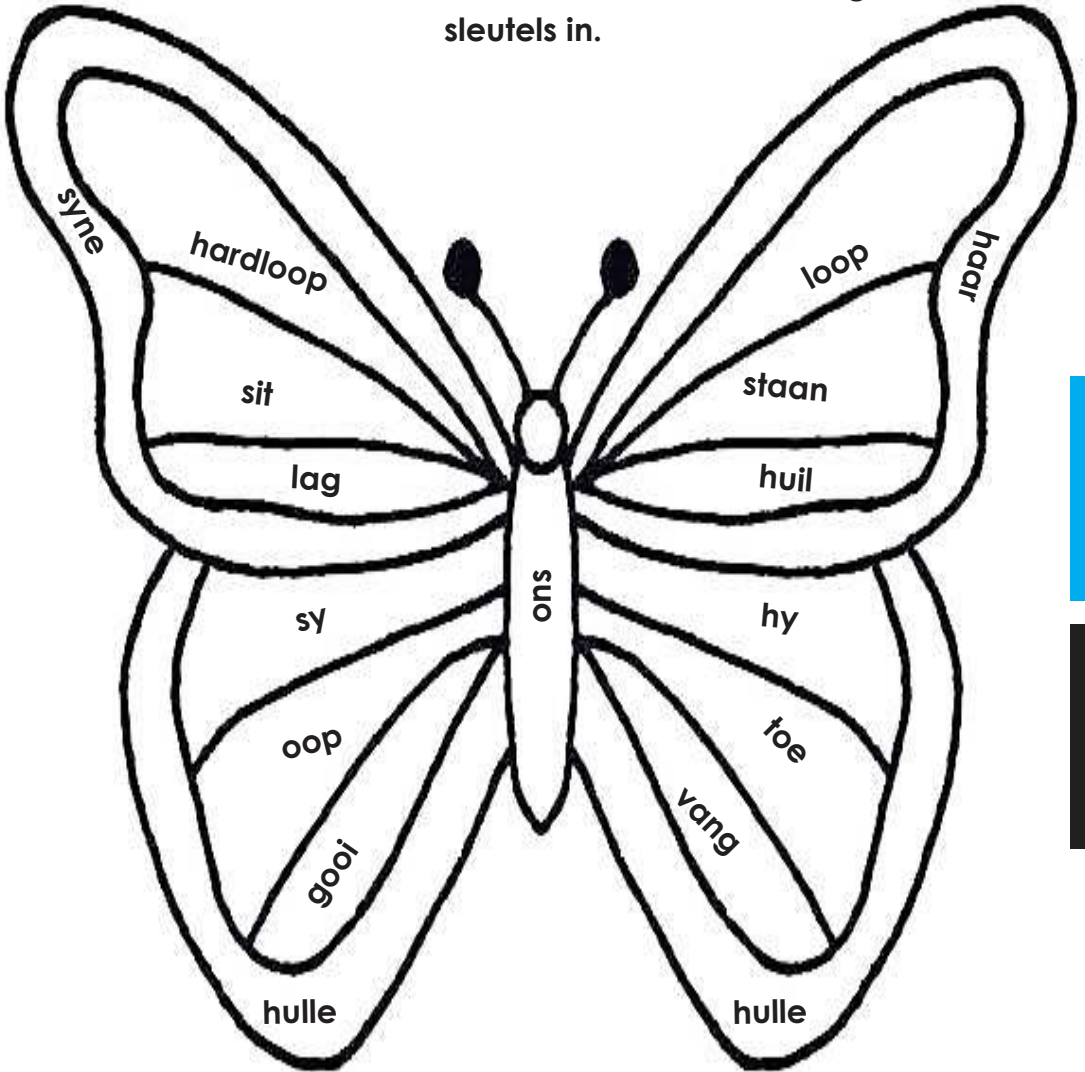
---



## Werkwoorde en voornaamwoorde

1. Onderstreep die werkwoord. Omkring al die voornaamwoorde.

2. Kleur die werkwoorde en voornaamwoorde volgens die sleutels in.



key: ons brown hy/sy blue hulle green

sy/hy red hardloop yellow sit/staan pink

lag/huil Orange oop/toe pink gooi/vang yellow



Wiskunde

Vul in die ontbrekende getalle:

100		103	104		106				110
111			114			117			120
					126	127			
131				135				139	
		143					148		150

Skryf die getalname:

Week 4

Graad 3

1		2	
3		14	
5		6	
20		18	
15		10	





# Oorbruggingstoevoeging

4

Vul die ontbrekende getal in, om die somme te voltooi.

1.  $3 + \square = 10$

2.  $\square + 8 = 10$

3.  $6 + \square = 10$

4.  $1 + \square = 10$

5.  $\square + 5 = 10$

6.  $\square + 10 = 10$

7.  $4 + \square = 10$

8.  $\square + 4 = 10$

9.  $2 + \square = 10$

10.  $\square + 7 = 10$



Week 4

Gradd 3



## Plus

Gebruik die onderstaande voorbeeld om die somme te voltooi.

$$\begin{aligned} \text{Byvoorbeeld: } & 40 + 53 \\ & = 40 + 50 + 3 \\ & = 90 + 3 \\ & = 93 \end{aligned}$$

1:  $55 + 32$

= \_\_\_\_\_  
 = \_\_\_\_\_  
 = \_\_\_\_\_

2:  $64 + 32$

= \_\_\_\_\_  
 = \_\_\_\_\_  
 = \_\_\_\_\_

3:  $42 + 12$

= \_\_\_\_\_  
 = \_\_\_\_\_  
 = \_\_\_\_\_

4:  $22 + 66$

= \_\_\_\_\_  
 = \_\_\_\_\_  
 = \_\_\_\_\_

5:  $50 + 42$

= \_\_\_\_\_  
 = \_\_\_\_\_  
 = \_\_\_\_\_

6:  $23 + 11$

= \_\_\_\_\_  
 = \_\_\_\_\_  
 = \_\_\_\_\_

7:  $37 + 40$

= \_\_\_\_\_  
 = \_\_\_\_\_  
 = \_\_\_\_\_

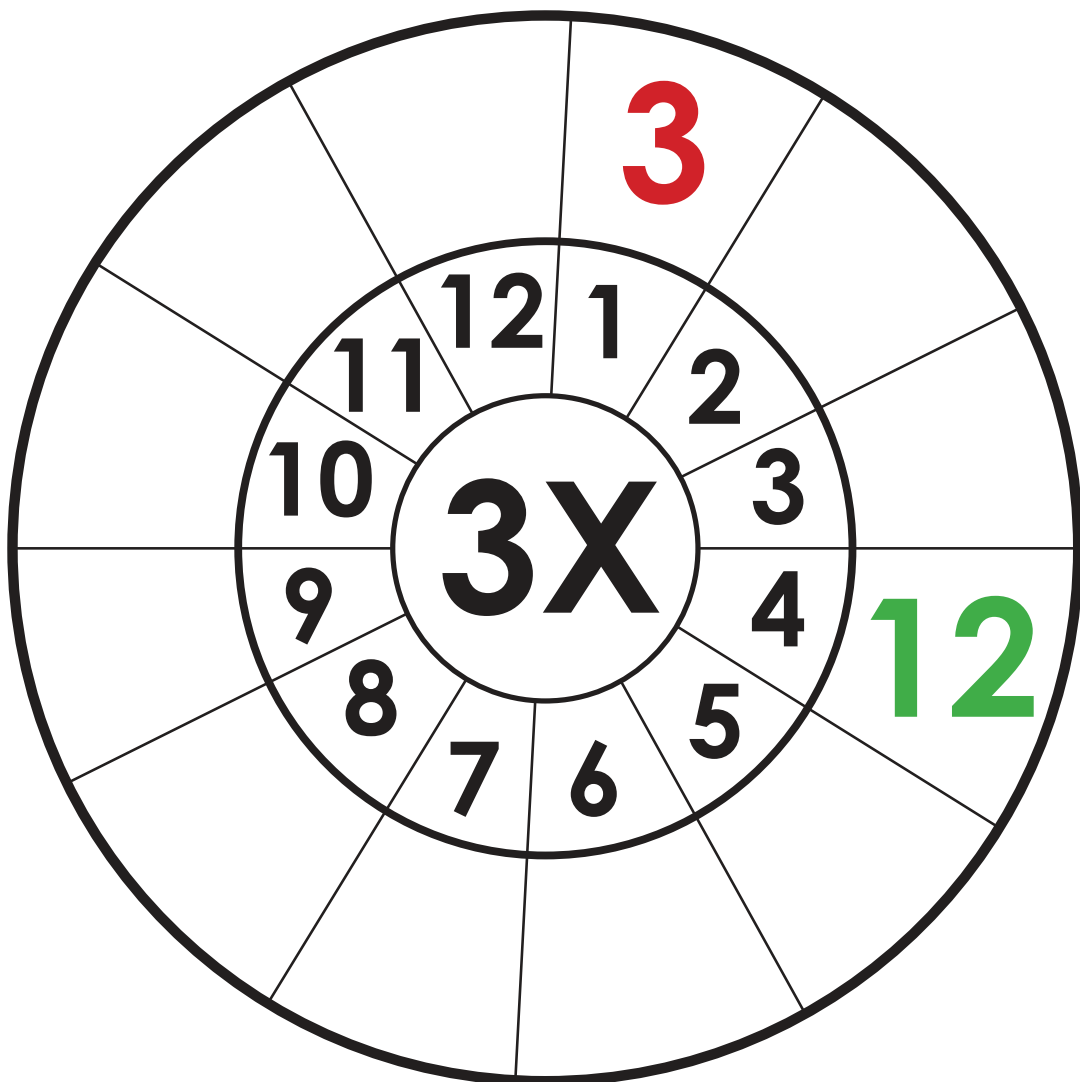
6:  $55 + 22$

= \_\_\_\_\_  
 = \_\_\_\_\_  
 = \_\_\_\_\_



# Vermenigvuldiging

Vermenigvuldig die getalle met die middelste getal, en skryf dit aan die buitekant van die sirkel.



Week 4

Graad 3



# Probleemoplossing: Woordsomme

1. Juffrou het 27 roomysse gekoop vir haar klas. 13 van die roomysse het gesmelt. Hoeveel roomysse is oor?

---



---

2. Ann het 10 pare sandale gekoop. Jimmy het 9 pare sandale gekoop. Hoeveel pare skoene het hulle gekoop?

---



---



---

3. Pieter het 32km gery om vir Sandy op te tel. Toe ry hulle nog 14 km strand toe. Hoeveel km het Pieter in totaal gery?

---



---



---

4. Daar is 7 dae in n week. Linda gaan swem Maandae, Woensdae, Vrydae en Saterdag. Hoeveel dae het sy nie gaan swem nie?

---



---



---



# Meeting Massa (kg en g)

Kyk na die gewig van die volgende kinders en beantwoord die volgende vrae:



1. Skryf die name van die kinders van die ligste na die swaarste.

---



---



---

2. Skryf die massa van die kinders van die swaarste na die ligste.

---



---



---

3 In wat sal jy die volgende weeg?

- a) Veer \_\_\_\_\_ .
- b) Motor \_\_\_\_\_ .
- c) Sny brood \_\_\_\_\_ .

4. Voltooi die volgende:

Byvoorbeeld: 1000g = 1kg

- a) 4 kg = \_\_\_\_\_ g
- b) 1/2 kg = \_\_\_\_\_ g
- c) 500g = \_\_\_\_\_ kg

5. Ballanseer die skale: 400 kg + \_\_\_\_\_ 105 kg + \_\_\_\_\_



Week 4

Graad 3

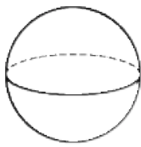


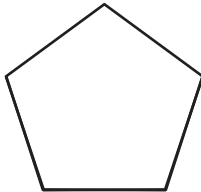
Maak gebruik van die name in die blokke om die 2D en 3D vorms te noem. Kleur die **2D vorms blou** and the **3D vorms rooi**.

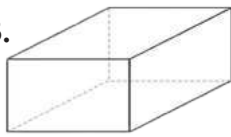
kuboiëd	sirkel	silinder	kubus	ster
driehoek	keël	vyfhoek	sfeer	diamand

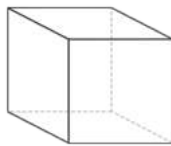
Week 4


Graad 3

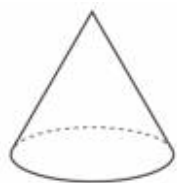
1.  \_\_\_\_\_


2.  \_\_\_\_\_


3.  \_\_\_\_\_

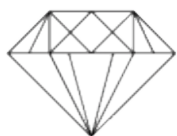
4.  \_\_\_\_\_

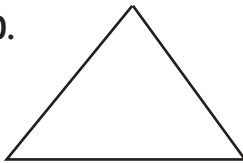
5.  \_\_\_\_\_

6.  \_\_\_\_\_

7.  \_\_\_\_\_

8.  \_\_\_\_\_

9.  \_\_\_\_\_

10.  \_\_\_\_\_

# Success begins with education

Parents will be able to visit the website and watch daily videos or they can subscribe to our Zoshy Telegram channel to receive daily videos. One can also download the PDF version of the book on the website. Also watch our daily show on Active Kids to watch your favourite lessons.



<https://t.me/zoshyonline>



ONLINE

For extra perks!

How does it work?



## Easy peasy steps to follow

## Register at zoshy

You can save your favourite lessons and find them easier



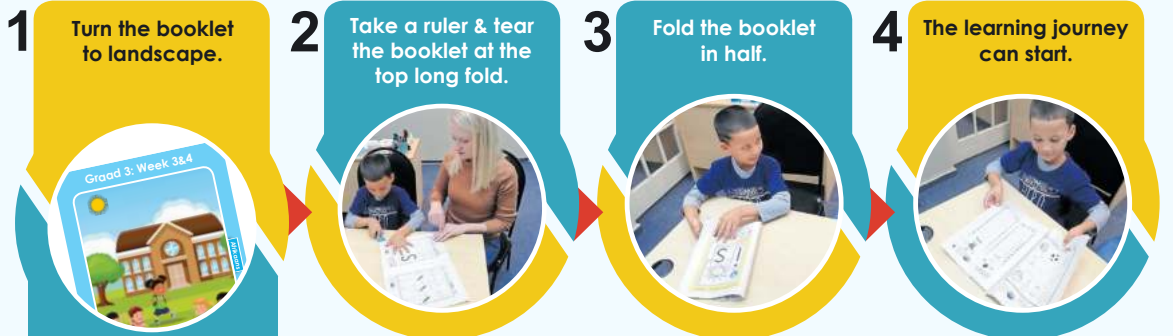
- Step 1: Find us at [www.zoshy.online](http://www.zoshy.online) or scan the QR code
- Step 2: Find your grade and select the year
- Step 3: Choose your language
- Step 4: Choose the week you want to learn out of
- Step 5: Choose lessons from what lessons there are
- Step 6: Download booklet if you do not have it
- Step 7: Watch and follow the teacher as she explains what to do in the book
- Step 8: Follow us on Facebook (Zoshy & Active Kids ) to never miss a video
- Step 9: Subscribe to our Zoshy Telegram channel if you want to receive daily updates



[www.zoshy.online](http://www.zoshy.online)

In collaboration with the Ministry of Education, Arts and Culture

PRINT



### STEPS

HOW TO TEAR & USE THE BOOKLET



# DEAR SCHOOL REPRESENTATIVE



## LANGUAGE INFORMATION SHEET



Namibia Media Holdings is committed to translate and distribute all Educational booklets for Pre-primary to Grade 3 in various languages. These languages will be printed and distributed in the coming weeks. To assist us, please complete the form below with information regarding your school, region, circuit, languages taught in each grade as well as the number of children per language. This will assist us in accurately distributing all languages across the country.

**School:** \_\_\_\_\_

**School contact number:** \_\_\_\_\_

**School address:** \_\_\_\_\_

**Region:** \_\_\_\_\_

**Circuit:** \_\_\_\_\_



Language	Amount of children per Grade for each language / Requested copies			
	Pre-primary	Grade 1	Grade 2	Grade 3
English				
Afrikaans				
German				
Khoekhoegawab				
Otjiherero				
Oshikwanyama				
Oshindonga				
Rukwangali				
Silosi				
Thimbukushu				
Other: .....				

**Circuit officer, please provide your contact details below:**

**Name:** \_\_\_\_\_

**Contact number:** \_\_\_\_\_

**Address:** \_\_\_\_\_



**Signature**.....