

# Ondodo 2: Oshivike 1 & 2



Oshikwanyama

## Ovakwanedimo lange



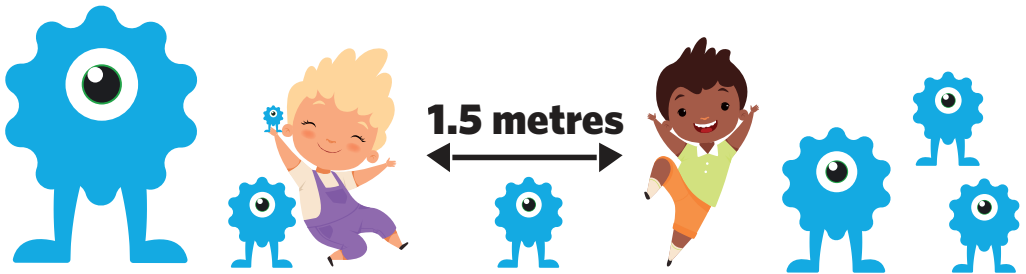
Ministry of Education,  
Arts and Culture



NAMIBIAN  
COMMUNITY TRUST

unicef   
for every child





- |          |          |          |          |          |
|----------|----------|----------|----------|----------|
| <b>1</b> | <b>2</b> | <b>3</b> | <b>4</b> | <b>5</b> |
|----------|----------|----------|----------|----------|

These numbers indicate which day you can complete each worksheet! But if you want to, you can work ahead and do the rest as well.

**This publication is a collaboration between the Ministry of Education, Arts and Culture and Namibia Media Holdings. This publication is sponsored by the Ministry.**

**Copyright © Ministry of Education, Arts and Culture.** All parts of this publication cannot be reproduced, stored in a retrieval system or transmitted in any form or by any means, electronic, mechanical, photocopying, recording or otherwise without prior permission of the Ministry of Education, Arts and Culture or the Publisher.

**Production by: Namibia Media Holdings**  **NAMIBIA MEDIA HOLDINGS**

**Printing: Newsprint Namibia** 

**The Ministry of Education, Arts and Culture**  
[www.moe.gov.na](http://www.moe.gov.na)



Lesha oitya ili mokakololo pedu youpunaitya  
noitya yakwalukeshe.

Oupunaitya:

Oitya yakwalukeshe:



Meme

Shange



Tate

sho



Ovakulunhu

a

Omumwamemekadona

ame



Omumwamememati

alushe

Ovamwainafana

ya

Ovakwanedimo

ya

Oilyo



# Ovaneumbo lange

Otu li ovaneumbo vatano ame,meme,tate,omumwamememati nomumwamemekadona. Tate oku na eedula 49. Ye omundokotola . Meme oku na eedula 48. Ye omuhongi. Ovo ovakulunhu vange. Daniel naAnna ovo ovamwameme. Fye ohatu I pamwe tu ka lande oipumbiwa yomeumbo. Oнди hole ovakwanedimo lange.

Lesha okahokololo ndee to nyamukula omapulo aa.

1. Omu na oilyo ingapi movaneumbo omu?
2. Meme ohai koilonga ?
3. Tate oha longo shike?

**Nyamukula:**

1. \_\_\_\_\_
2. \_\_\_\_\_
3. \_\_\_\_\_





Lesha oitya ei ndee to i kongo  
mukahokololo pepandja 4.

Mbapeka oitya oyo.

na

mwene

ohole

li

ovamwainafana

oilyo

ovakulunhu

meme

ashishe

sho

mwene

ou na

# Faneka efano loye novakwanedimo voye.

Oshivike 1

Ondodo 2

Yadifa omatumbulo aa.

Edina o \_\_\_\_\_ .

Ondi na edula \_\_\_\_\_ .

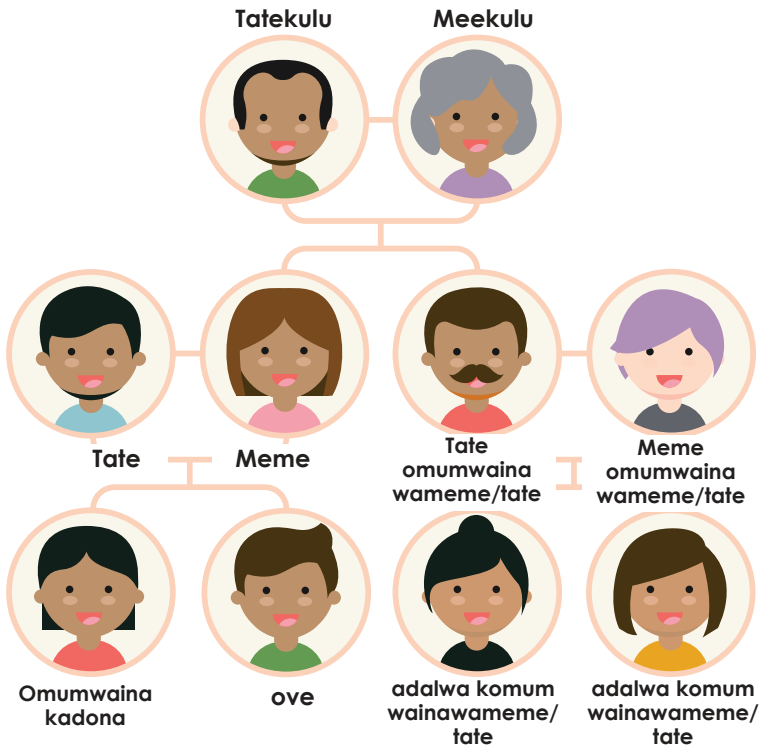
Edalo lange oli li mu \_\_\_\_\_ .

Ondi na eexwiki \_\_\_\_\_ nomesho \_\_\_\_\_ .

Ame oshilyo shovakwanedimo la \_\_\_\_\_ .

Ondi hole \_\_\_\_\_ unene.





### Mana omayumbulo aa.

Oilyo yovakwanedimo vopopepi : (Shanga mokakololo)


Oilyo yovakwapata oyo: (Shanga mokakololo)


Hoolola omadina mokakololo koitya ke li pedu ndee to luku oinima ei uwete mefano.



Ombwa	etango	embale lekoko	okakadona
Omumati	omwiidi	ofitola	okambishi
Omuti	epuka	odoolopa	meme
Omuhongi	emanya	ongala	tate
Oilemo	odula	ondjila	ombashikela



# Oupambele

3

Pedu ope na okakololo ta ka ulike oupambele wovakwanedimo.  
Pambifa oilyo yovakwanedimo noupambele womondjila

Oshilyo shomukwanedimo	Oupambele
Mumwaina watate/meme	Okamonakadona Komumwamememati
Omumwaina watate/meme	Omumwainakadona watate
Okamonakadona kamumwameme	Okamonamati Komumwamememati
Okamonamati kamumwameme	Omumwainamati Wanyoko
Okamona kadalwa	Xe yanyoko
Tatekulu	Ina yaxo
Meekulu	Okamonakadona kanyoko ile Kaxo omumwaina waxo ile Wanyoko

Ondodo 2

Oshivike 1

Omuvalu

3


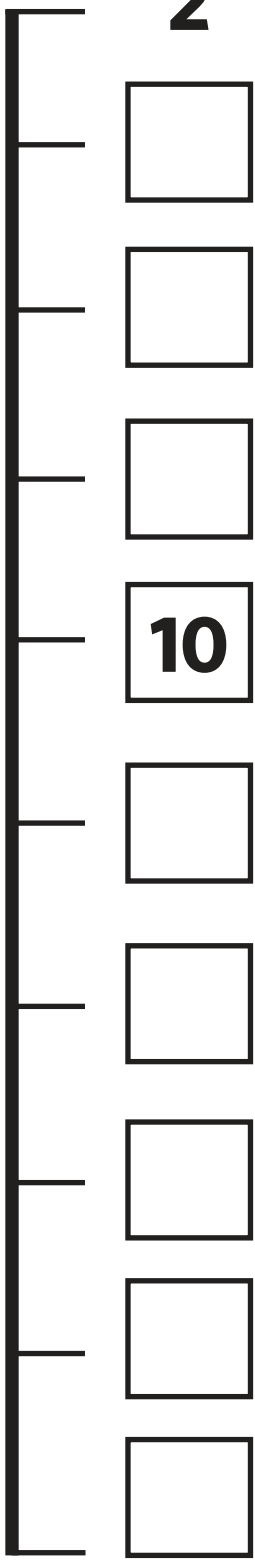
2

3

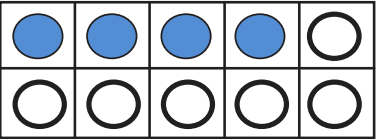
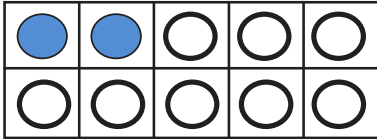
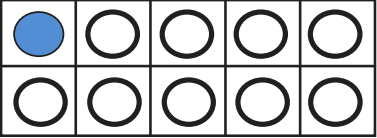
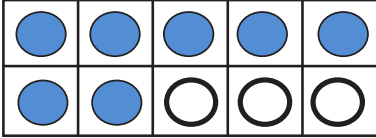
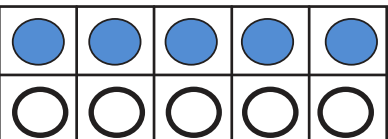
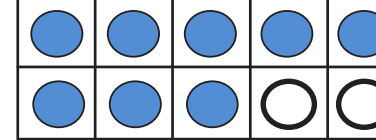
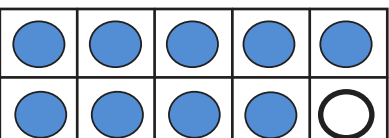
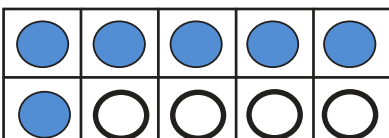
Oshivike 1  
Ondodo 2

Valula moombali.

Valula moonhatu.



# Yadifa omivalu edi

 $4 + 6 = 10$ $10 - 6 = 4$	 $\square + \square = 10$ $10 - \square = \square$
 $\square + \square = 10$ $10 - \square = \square$	 $\square + \square = 10$ $10 - \square = \square$
 $\square + \square = 10$ $10 - \square = \square$	 $\square + \square = 10$ $10 - \square = \square$
 $\square + \square = 10$ $10 - \square = \square$	 $\square + \square = 10$ $10 - \square = \square$



1.5 metres



Mbapeka eenhomola delivala kudja 1-30 di ngeline mokakololo ke li pedu.

Mbabeka eenhomola adishe delisheka kudja 1-20 difilyana mokakololo ke li pedu.

1	2	3	4	5	6	7	8	9	10
11	12	13	14	15	16	17	18	19	20
21	22	23	24	25	26	27	28	29	30
31	32	33	34	35	36	37	38	39	40
41	42	43	44	45	46	47	48	49	50

Yadifa okakololo ke li pedu.:

Komesho	eenhomola	konima
	27	
	38	
	16	
	43	

Shanga omadina eenhomola:

- 5= \_\_\_\_\_
- 10= \_\_\_\_\_
- 7= \_\_\_\_\_
- 3= \_\_\_\_\_






## Eshikulafanifo leenhomola

4

Yadeka mo oitya ndee to ningi omatumbulo eli mondjila.

Etanga lomokambaba	danauka	shakena	nhuka
Yowa	etanga lokeemhadi	oilonga	yandja

Oshoondaxa



Omaandaxa



Etivali



Etitatu



Etine



Etitano



Olomakaya

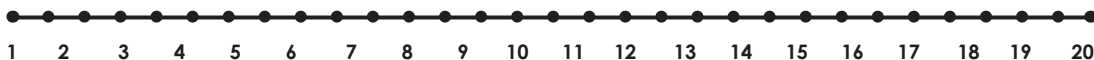


1. Omaandaxa Mary oha danauka \_\_\_\_\_ .
2. Etivali Pedro oha dana \_\_\_\_\_ .
3. Olomakaya Lilly \_\_\_\_\_ okwa naBridget.
4. Oshoondaxa Susana \_\_\_\_\_ moshikunino.
5. Etitano Josh oha ka \_\_\_\_\_ .
6. Etine Lusua oha \_\_\_\_\_ eengala.
7. Etitatu Aiden oha \_\_\_\_\_ okaxumba.

## Eyelekanifo

5

Shi lipipo shihapu? Tula mongonga  
onhomola ei yakula.



5 or 19

13 or 12

5 or 8

14 or 17

12 or 11

16 or 8

13 or 14

1 or 11

6 or 16

4 or 17

1 or 12

4 or 10

11 or 10

8 or 17

3 or 12

3 or 13

17 or 6

12 or 10



## Ekufemo

5


Mana omivalu dokukufamo mokutula okakombo keenhomola da ulikwa dakufwa mo.



$$5 - 1 = \underline{4}$$



$$7 - 3 = \underline{\quad}$$



$$4 - 1 = \underline{\quad}$$



$$5 - 1 = \underline{\quad}$$



$$6 - 1 = \underline{\quad}$$



$$8 - 2 = \underline{\quad}$$



1.5 metres



## Yadifa mo eenhomola di he mo.

5

1		3	4		6				
11				15		17			20
		23			26				
				35				39	
41	42			45		47			
		53					58		
						67		69	
71	72		74			77			80
			84						
91		93		95				99	

1	2		4	5		7	8		10
11		13	14		16	17		19	20
	22	23			26		28	29	
31	32			35					40
41		43	44		46	47			
		53					58		60
61				65				69	
71			74		76	77			80
		83		85			88		
91	92			95		97			100



## Trace all the letters

Aa Bb Cc Dd Ee

Ff Gg Hh Ii Jj

Kk Ll Mm Nn Oo

Pp Qq Rr Ss Tt

Uu Vv Ww Xx

Yy Zz




1.5 metres



Write three letter words for each vowel.



ant



egg



ink



ox



up


	a	e	i	o	u

Ondodo 2

Oshivike 2




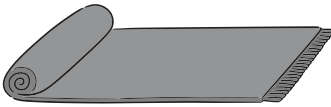
Look at the picture and fill in the missing vowels  
a, e, i, o, u



f\_x

b\_o\_g


c\_o\_p



m\_t

x

g\_g



f\_s\_h

c\_t

p\_g

Ondodo 2

Oshivike 2

## Capital letters and full stops.

Circle where the capital letters and full stops should be.  
Then rewrite the sentences correctly.



1. the cat was in the park

2. two mice came down the path

3. the cat ran after the mice

4. he was too slow and the mice hid

5. the mice were very happy

Draw a picture to show the ending of the story.















# English Activity

2

## Grammar: Plural Nouns

Write the plural words: Add 's'

one	many
<p>cat</p> 	<p>cats</p> 
<p>pen</p> 	
<p>pot</p> 	
<p>bat</p> 	
<p>bug</p> 	
<p>pin</p> 	

Circle the words that rhyme.



map



pig



bug



cap



car



nut



jar



dog



rag



pin



mug



bag



log



lip



frog



hay



bed



fed



sun



pen

Read the story below and answer the questions.

My School

**Mercy:** Hi, Lena!

**Lena:** Hello, Mercy. John, this is my friend, Mercy. She goes to my school.

**John:** Pleased to meet you, Mercy. Are you having lunch with us?

**Mercy:** How do you do, John? Yes, I am, thank you. Lena invited me. What are we eating?

**John:** I'm so hungry I could eat everything

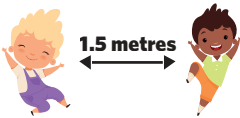
Practice saying these words:

you	two	so	look	could	would	eating	meeting
please	tease	trees	hello	help	hello		
help	heavy	hairy	ever	head			

Fill in the correct word in the sentence:

<b>lunch</b>	<b>introduced</b>	<b>Thank you</b>	<b>polite</b>
--------------	-------------------	------------------	---------------

- Lena ..... Mercy and John to each other.
- They all had..... together.
- It is ..... to greet someone.
- ..... for the delicious lunch.





Read the words below and count the number of syllables:

Word	Syllable	Number of syllables
1. hello	hel - lo	2
2. eating	eat-ing	
3. friend	friend	
4. everything	eve-ry-thing	
5. yes	yes	
6. hungry	hun-gry	

Ondodo 2

Oshivike 2

### Colour in the school



# Omuvalu

# 4

1. Yadifa mo eenhomola di he mo:

51		53		55		57		59	60
61	62		64		66		68		70
71		73		75		77			80
81			84		86		88		90
91		93		95		97			100

2. Landulafanifa eenhomola ku dja kwaai inini fiyo okwaai yakula:

a) 7 5 9 11 15 3  
 — — — — —

b) 25 20 17 1 7 23  
 — — — — —

3. Landulafanifa eenhomola ku dja kwaai yakula fiyo okwaai inini:

c) 30 32 29 37 40 14  
 — — — — —

d) 55 49 56 60 6 18  
 — — — — —



# Okukitakanununa

Lesha ehokololomuvalu ndee to shange  
omatumbulomuvalu:

1. Sara okwa lya oupambu 3 vomboloto. John okwa lya oupambu vomboloto va 5. Aveshe kumwe ova lya oupambu vomboloto vangapi?

---

---



2. Komuti oku na omaapela 10. Omaapela 5 okwa liwa ko. Komuti okwa fyaala omaapela angapi?

---

---



3. Mobesa omu na ovamati va 7. Ngee vatatu ova dilemo petulilo lobesa lashikulako, Ovamati vangapi tava fyaala mo mobesa?

---


---



4. Opena omatanga 5 matilyana , 2 omangeline na limwe lishunga. Omatanga aeshe kumwe oku li angapi?

---


---



5. Ope na omabanana 9 poshitaafula. Anna okwa lya po omabanana 5. Omabanana angapi afyaala po?

---

---



Ondodo 2  
Oshivike 2

## Etulokumwe

5

Valula oinima,shanga eenhomola ndee to mono omivalu.

$$\square + \square = \square$$

$$\square + \square = \square$$

$$\square + \square = \square$$

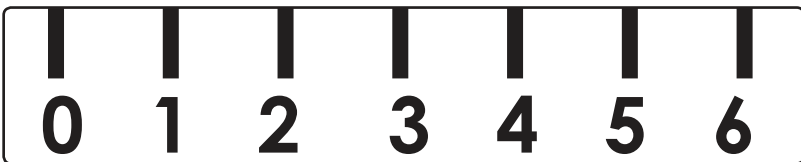


$$\square + \square = \square$$

$$\square + \square = \square$$

# Okumeta: Oule

5

Tula eenhomola keepena domakala oku dja 1 – 6 tameka okudja kwaai ixupixupi.



Ondodo 2

Oshivike 2

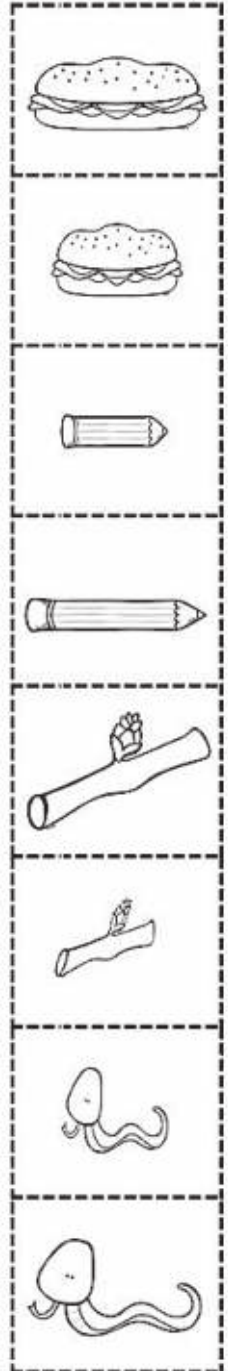




Teta mo, yoolola ndee to nateke omafano.

5

Shixupi Shidulike      Shile Shidule



Ondodo 2

Oshivike 2



# Success begins with education

Parents will be able to visit the website and watch daily videos or they can subscribe to our Zoshy Telegram channel to receive daily videos. One can also download the PDF version of the book on the website. Also watch our daily show on Active Kids to watch your favourite lessons.



<https://t.me/zoshyonline>



**For extra perks!**

ONLINE

**How does it work?**



## Easy peasy steps to follow

## Register at zoshy

You can save your favourite lessons and find them easier



- Step 1: Find us at [www.zoshy.online](http://www.zoshy.online) or scan the QR code
- Step 2: Find your grade and select the year
- Step 3: Choose your language
- Step 4: Choose the week you want to learn out of
- Step 5: Choose lessons from what lessons there are
- Step 6: Download booklet if you do not have it
- Step 7: Watch and follow the teacher as she explains what to do in the book
- Step 8: Follow us on Facebook (Zoshy & Active Kids ) to never miss a video
- Step 9: Subscribe to our Zoshy Telegram channel if you want to receive daily updates



[www.zoshy.online](http://www.zoshy.online)

In collaboration with the Ministry of Education, Arts and Culture

**PRINT**

- 1** Turn the booklet to landscape.
- 2** Take a ruler & tear the booklet at the top long fold.
- 3** Fold the booklet in half.
- 4** The learning journey can start.



**STEPS**  
HOW TO TEAR & USE  
THE BOOKLET



# DEAR SCHOOL REPRESENTATIVE



## LANGUAGE INFORMATION SHEET



Namibia Media Holdings is committed to translate and distribute all Educational booklets for Pre-primary to Grade 3 in various languages. These languages will be printed and distributed in the coming weeks. To assist us, please complete the form below with information regarding your school, region, circuit, languages taught in each grade as well as the number of children per language. This will assist us in accurately distributing all languages across the country.

**School:** \_\_\_\_\_

**School contact number:** \_\_\_\_\_

**School address:** \_\_\_\_\_

**Region:** \_\_\_\_\_

**Circuit:** \_\_\_\_\_



Language	Amount of children per Grade for each language / Requested copies			
	Pre-primary	Grade 1	Grade 2	Grade 3
English				
Afrikaans				
German				
Khoekhoegawab				
Otjiherero				
Oshikwanyama				
Oshindonga				
Rukwangali				
Silozi				
Thimbukushu				
Other: .....				

**Circuit officer, please provide your contact details below:**

**Name:** \_\_\_\_\_

**Contact number:** \_\_\_\_\_

**Address:** \_\_\_\_\_



**Signature**.....