

# Ondondo 2 : Oshiwike 1 no 2



Oshindonga

## Aakwanezimo yandje



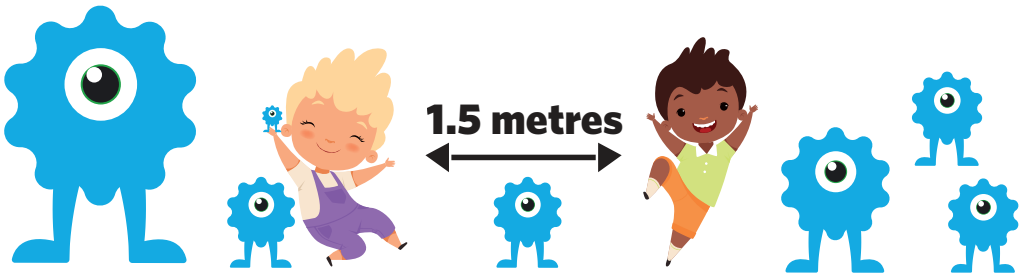
Ministry of Education,  
Arts and Culture



NAMIBIAN  
COMMUNITY TRUST

unicef   
for every child





- |          |          |          |          |          |
|----------|----------|----------|----------|----------|
| <b>1</b> | <b>2</b> | <b>3</b> | <b>4</b> | <b>5</b> |
|----------|----------|----------|----------|----------|

These numbers indicate which day you can complete each worksheet! But if you want to, you can work ahead and do the rest as well.

**This publication is a collaboration between the Ministry of Education, Arts and Culture and Namibia Media Holdings. This publication is sponsored by the Ministry.**

**Copyright © Ministry of Education, Arts and Culture.** All parts of this publication cannot be reproduced, stored in a retrieval system or transmitted in any form or by any means, electronic, mechanical, photocopying, recording or otherwise without prior permission of the Ministry of Education, Arts and Culture or the Publisher.

**Production by: Namibia Media Holdings**  **NAMIBIA MEDIA HOLDINGS**

**Printing: Newsprint Namibia** 

**The Ministry of Education, Arts and Culture**  
**www.moe.gov.na**



# Lesha iitya muukololo

Uuyambiitya:

litya yakwalukehe:



meme

shandje



tate

okwa



aavali

a

omumwameme-  
kadhona

ngame



omumwamememati

aluhe

aamwayinathana

inda



aakwanezimo

members

# Aanegumbo lyandje

otu li aanegumbo ya5, ngame, meme,tate, omumwamememati nomumwamemekadhona. Tate oku na oomvula 49. Ye ondohotola. Meme oku na oomvula 48. Ye omulongisikola. Yo aavali yandje. Daniel naAnna oyo aamwameme. Tse oha tu yi pamwe oku ka landa iipumbiwa yomegumbo. Onda hole aanegumbo lyandje.

**Alesha okahokololo e to yamukula omapulo nga:**

1. Omu na iilyo ingapi maanegumbo mba?
2. Meme oha yi kiilonga?
3. Tate oha longo shike?

**Omayamukulo:**

1. \_\_\_\_\_
2. \_\_\_\_\_
3. \_\_\_\_\_





Lesha iitya mbika e to yi kongo mokahokololo  
pepandja 4

Mbapeka iitya mbyoka.

na

mwene

hole

li

aamwayinathana

iilyo

aavali

meme

ashihe

sho

mwene

ou na

# Thaneka ethano lyoye nolyaakwanezimo yoye.

Ondondo 2

Oshiwike 1

Udhitha omatumbulo nga.

Edhina lyandje o \_\_\_\_\_ .

Ondi na oomvula \_\_\_\_\_ .


Evalo lyandje oli li mu \_\_\_\_\_ .

Ondi na omafufu \_\_\_\_\_ nomeho \_\_\_\_\_ .

Ngame oshilyo shaakwanezimo ya \_\_\_\_\_ .

Ondi hole \_\_\_\_\_ yandje unene.





### Udhitha omatumbulo nga.

lilyo yaakwanezimo yopopepi: (nyola muukololo)


lilyo yaakwanezimo lela yoye oyo: (nyola muukololo)


Hogolola omadhina mokakololo kiitya pevi e to luku iinima mbyoka wu wete methano.



Ondondo 2

Oshiwike 1

ombwa	etanga	ekoko	omukadhona
omumati	omwiidhi	ositola	okambishi
omuti	embambala	ondoolopa	meme
omulongi	emanya	flower	tate
likogo	omvula	ondjila	ombasikela



## Uupambele

3

Pevi ope na okampungu ta ka ulike  
uupambele waakwanezimo.  
Tsitha kumwe iilyo yaakwanezimo  
nuupambele womondjila.

Oshilyo shomukwanezimo	uupambele
Memegona	okamwanakadhona komumwamememati
Tategona	omumwayinakadhona gwatate
Okamwoyegona okakadhona	okamonamati komumwamememati
Okamwoyegona okamati	omumwayinamati gwa nyoko
Omumwayinagona	he yanyoko
Kuku gwomusamane	yina yaho
Kuku	omwana gwa nyokogona

Ondondo 2

Oshiwike 1



1.5 metres



Omwaalu

3

Ondondo 2

Oshiwike 1

2

3

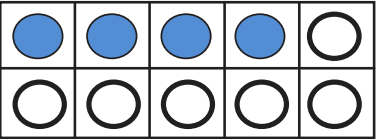
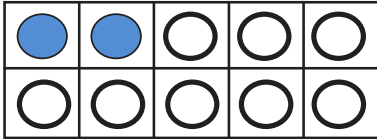
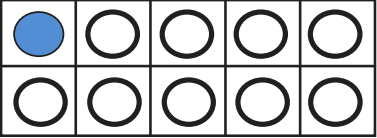
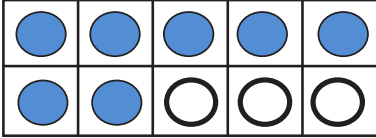
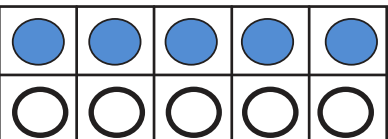
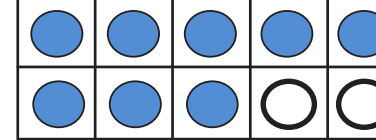
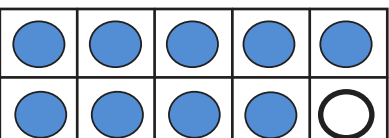
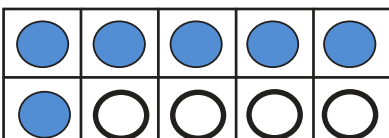
Yalula moombali

Yalula moondatu

10

18

# Udhitha omiyalu ndhi:

 $4 + 6 = 10$ $10 - 6 = 4$	 $\square + \square = 10$ $10 - \square = \square$
 $\square + \square = 10$ $10 - \square = \square$	 $\square + \square = 10$ $10 - \square = \square$
 $\square + \square = 10$ $10 - \square = \square$	 $\square + \square = 10$ $10 - \square = \square$
 $\square + \square = 10$ $10 - \square = \square$	 $\square + \square = 10$ $10 - \square = \square$



Mbapeka oonomola adhihe dheelekana okuza 1-30 mokampungu pevi olwaala oluzizi.  
Mbapeka oonomola adhihe dhiisheka okuza 1-20 mokampungu pevi olwaala olutiligane.

1	2	3	4	5	6	7	8	9	10
11	12	13	14	15	16	17	18	19	20
21	22	23	24	25	26	27	28	29	30
31	32	33	34	35	36	37	38	39	40
41	42	43	44	45	46	47	48	49	50

Udhitha okampungu pevi:

Komeho	Onomola	Konima
	27	
	38	
	16	
	43	

Nyola omadhina goonomola:

- 5= \_\_\_\_\_
- 10= \_\_\_\_\_
- 7= \_\_\_\_\_
- 3= \_\_\_\_\_






# Elandulathanitho lyoonomola

Udhitha mo iitya e to ningi etumbulo li li mondjila.

Etanga lyomokambamba	dhana	tsakanene	nuka
Yoga	etanga lyokoompadhi	longo	gandja

Osoondaha



Omaandaha



Etiyali



Etitatu



Etine



Etitano



Olyomakaya

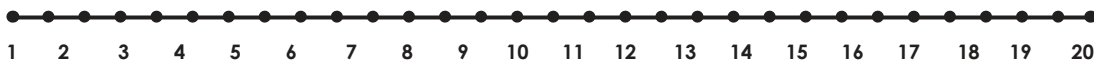


- Omaandaha Maria oha dhana \_\_\_\_\_ .
- Etiyali Pedro oha dhana \_\_\_\_\_ .
- Olyomakaya Lili oha \_\_\_\_\_ na Bridget.
- Osoondaha Susana oha \_\_\_\_\_ moshikunino.
- Etitano Josi ohaka \_\_\_\_\_ .
- Etine Lusya oha \_\_\_\_\_ oongala ku yinakulu.
- Etitatu Aiden oha \_\_\_\_\_ okahumba.

## Eyelekanitho

5

Oshini po oshindji? Tula mongonga onomola ndjoka onene.



5 or 19

13 or 12

5 or 8

14 or 17

12 or 11

16 or 8

13 or 14

1 or 11

6 or 16

4 or 17

1 or 12

4 or 10

11 or 10

8 or 17

3 or 12

3 or 13

17 or 6

12 or 10

Ondondo 2

Oshiwike 1



## Ekuthomo

5


Manitha omiyalu dhekuthomo  
mokutula okakombo oonomola  
dhuulikwa dha kuthwa mo.



$$5 - 1 = \underline{4}$$



$$7 - 3 = \underline{\quad}$$



$$4 - 1 = \underline{\quad}$$



$$5 - 1 = \underline{\quad}$$



$$6 - 1 = \underline{\quad}$$



$$8 - 2 = \underline{\quad}$$

Ondondo 2

Oshiwike 1

# Udhitha mo oonomola dhaa mo.

1		3	4		6				
11				15		17			20
		23			26				
				35				39	
41	42			45		47			
		53					58		
						67		69	
71	72		74			77			80
			84						
91		93		95				99	

1	2		4	5		7	8		10
11		13	14		16	17		19	20
	22	23			26		28	29	
31	32			35					40
41		43	44		46	47			
		53					58		60
61				65				69	
71			74		76	77			80
		83		85			88		
91	92			95		97			100



## Trace all the letters

Aa Bb Cc Dd Ee

Ff Gg Hh Ii Jj

Kk Ll Mm Nn Oo

Pp Qq Rr Ss Tt

Uu Vv Ww Xx

Yy Zz




1.5 metres



Write three letter words for each vowel.



ant



egg



ink



ox



up

a

e


i

o


u



Look at the picture and fill in the missing vowels  
a, e, i, o, u



f \_ x



b \_ g




c \_ p




m \_ t



\_ \_ x



\_ \_ gg



f \_ sh



c \_ t



p \_ g

## Capital letters and full stops.

Circle where the capital letters and full stops should be.  
Then rewrite the sentences correctly.



1. the cat was in the park

---

2. two mice came down the path

---

3. the cat ran after the mice

---

4. he was too slow and the mice hid

---

5. the mice were very happy

---













Draw a picture to show the ending of the story.





## Grammar: Plural Nouns

Write the plural words: Add 's'

one	many
<p>cat</p> 	<p>cats</p> 
<p>pen</p> 	
<p>pot</p> 	
<p>bat</p> 	
<p>bug</p> 	
<p>pin</p> 	

Circle the words that rhyme.



map



pig



bug



cap



car



nut



jar



dog



rag



spin



mug



bag



log



lip



frog



hay



bed



fed



sun



pen

Read the story below and answer the questions.

My School

Mercy: Hi, Lena!

Lena: Hello, Mercy. John, this is my friend, Mercy. She goes to my school.

John: Pleased to meet you, Mercy. Are you having lunch with us?

Mercy: How do you do, John? Yes, I am, thank you. Lena invited me. What are we eating?

John: I'm so hungry I could eat everything

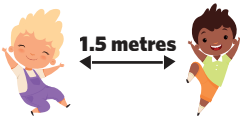
Practice saying these words:

you	two	so	look	could	would
eating	meeting	please	tease	trees	hello
help	hello	help	heavy	hairy	ever
head					

Fill in the correct word in the sentence:

lunch	introduced	Thank you	polite
-------	------------	-----------	--------

- Lena ..... Mercy and John to each other.
- They all had..... together.
- It is ..... to greet someone.
- ..... for the delicious lunch.





Read the words below and count the number of syllables:

Word	Syllable	Number of syllables
1. hello	hel - lo	2
2. eating	eat-ing	
3. friend	friend	
4. everything	eve-ry-thing	
5. yes	yes	
6. hungry	hun-gry	

Colour in the school



Ondondo 2  
Oshiwike 2

**1. Udhitha mo oonomola dhaa mo:**

51		53		55		57		59	60
61	62		64		66		68		70
71		73		75		77			80
81			84		86		88		90
91		93		95		97			100

**2. Landulathanitha oonomola okuza konomola onshona sigo onomola onene.**

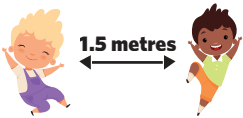
a)    7       5       9       11      15      3  
       —      —      —      —      —      —

b)    25      20      17      1       7       23  
       —      —      —      —      —      —

**3. Landulathanitha oonomola okuza konomola onene sigo onomola onshona.**

c)    30      32      29      37      40      14  
       —      —      —      —      —      —

d)    55      49      56      60      6       18  
       —      —      —      —      —      —



Lesha ehokololo e to nyola omatumbulomwaalu.

1. Sara okwa lya uupambu womboloto u3. Johannes okwa lya u5. Ayehe kumwe oya lya uupambu woomboloto u ngapi:?

\_\_\_\_\_

2. Komuti oku na omaapela 10. Omaapela ga5 oga liwa ko. Komuti okwa thigala omaapela gangapi?

\_\_\_\_\_


3. Mombesa omu na aamati ya7. Ngele ya3oya helukile petulilo lyalandula ko. Aamati yangapi ta ya thigala mo mombesa?

\_\_\_\_\_

4. Ope na omatanga ga5 omatiligane, 2omazizi na1 eshunga . omatanga agehe kumwe gangapi?\_\_\_\_\_


\_\_\_\_\_


5. Ope na omabanana 9 mokampungu. Anna okwa li mo omabanana ga5. Omabanana gangapi ga kala po?\_\_\_\_\_





# Etulokumwe


Yalula iinima, nyola oonomola e to mono imiyalu okuza 1-10.


 $\square + \square = \square$


 $\square + \square = \square$


 $\square + \square = \square$


 $\square + \square = \square$


 $\square + \square = \square$

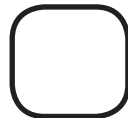


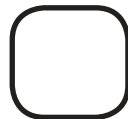
Ondondo 2

Oshiwike 2

## Okumeta : Uule

5

Tula oonomola 1-6 koopena dhekala,  
okuza kopena ofupifupi.

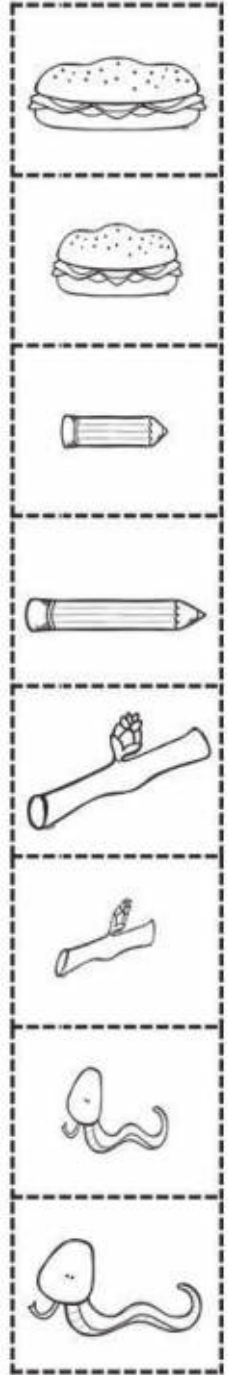




Teta mo, yoolola e to nateke omathano.

5

Oshifupi Shi Vulike      Oshile shi vule



Ondondo 2

Oshiwike 2



# Success begins with education

Parents will be able to visit the website and watch daily videos or they can subscribe to our Zoshy Telegram channel to receive daily videos. One can also download the PDF version of the book on the website. Also watch our daily show on Active Kids to watch your favourite lessons.



<https://t.me/zoshyonline>



For extra perks!

How does it work?



## Easy peasy steps to follow

## Register at zoshy

You can save your favourite lessons and find them easier



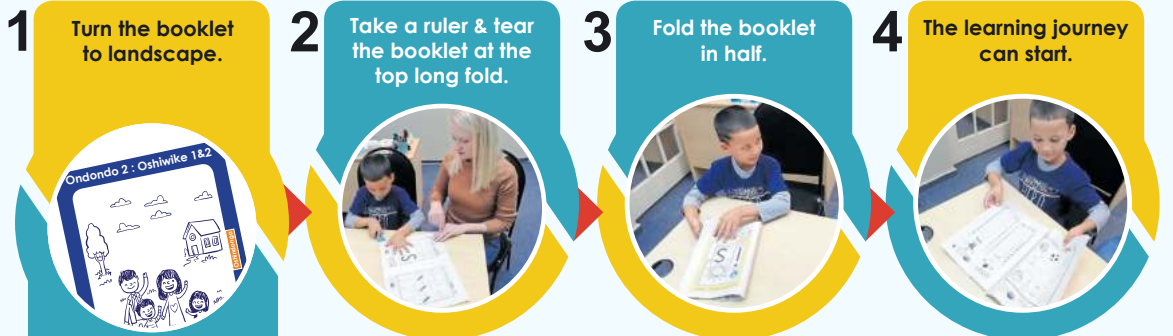
- Step 1: Find us at [www.zoshy.online](http://www.zoshy.online) or scan the QR code
- Step 2: Find your grade and select the year
- Step 3: Choose your language
- Step 4: Choose the week you want to learn out of
- Step 5: Choose lessons from what lessons there are
- Step 6: Download booklet if you do not have it
- Step 7: Watch and follow the teacher as she explains what to do in the book
- Step 8: Follow us on Facebook (Zoshy & Active Kids ) to never miss a video
- Step 9: Subscribe to our Zoshy Telegram channel if you want to receive daily updates



[www.zoshy.online](http://www.zoshy.online)

In collaboration with the Ministry of Education, Arts and Culture

**PRINT**



**STEPS**  
HOW TO TEAR & USE  
THE BOOKLET



# DEAR SCHOOL REPRESENTATIVE



## LANGUAGE INFORMATION SHEET



Namibia Media Holdings is committed to translate and distribute all Educational booklets for Pre-primary to Grade 3 in various languages. These languages will be printed and distributed in the coming weeks. To assist us, please complete the form below with information regarding your school, region, circuit, languages taught in each grade as well as the number of children per language. This will assist us in accurately distributing all languages across the country.

**School:** \_\_\_\_\_  
**School contact number:** \_\_\_\_\_  
**School address:** \_\_\_\_\_  
**Region:** \_\_\_\_\_  
**Circuit:** \_\_\_\_\_



Language	Amount of children per Grade for each language / Requested copies			
	Pre-primary	Grade 1	Grade 2	Grade 3
English				
Afrikaans				
German				
Khoekhoegawab				
Otjiherero				
Oshikwanyama				
Oshindonga				
Rukwangali				
Silozi				
Thimbukushu				
Other: .....				

**Circuit officer, please provide your contact details below:**

**Name:** \_\_\_\_\_  
**Contact number:** \_\_\_\_\_  
**Address:** \_\_\_\_\_



**Signature**.....