

Pre-primary: Week 9 & 10 / !Gao!gaos !gubis: 9 & 10 ||î Wekheb

5-6 years/ 5- 6 kurixa

English / Khoekhoegowab

Draw yourself with one of your family members./
Sa |aokhoe-i |kha |nō||nâsen.

My Family / Ti |Aokhoen



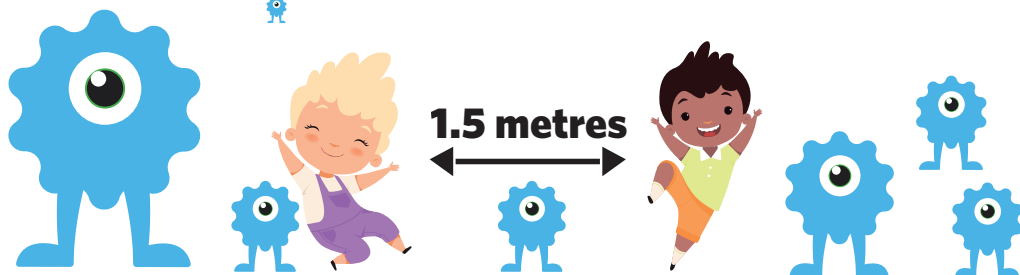
Ministry of Education,
Arts and Culture



NAMIBIAN
COMMUNITY TRUST

unicef 
for every child





These numbers indicate which day you can complete each worksheet! But if you want to, you can work ahead and do the rest as well.

This publication is a collaboration between the Ministry of Education, Arts and Culture and Namibia Media Holdings. This publication is sponsored by the Ministry.

Copyright © Ministry of Education, Arts and Culture. All parts of this publication cannot be reproduced, stored in a retrieval system or transmitted in any form or by any means, electronic, mechanical, photocopying, recording or otherwise without prior permission of the Ministry of Education, Arts and Culture or the Publisher.

Production by: Namibia Media Holdings **NMH** NAMIBIA MEDIA HOLDINGS


Printing: Newsprint Namibia **newsprint** NAMIBIA

The Ministry of Education, Arts and Culture
www.moe.gov.na



My Family / Ti |Aokhoen

Colour the picture of the family./
|Aokhoen īsiba anan!nā re.



Act out instructions as per the pictures./
Ai-ĩsiga kō tsî ||guiɕamde |huru||nâ.




Wekheb 9

iGaoigaoos igubis




Cut out the boy and paste him on the bed and under the table./
Axaba ||araɸui tsî kharob |gapise tsî tãb !naga ɸao.



Wekheb 9

iGaoigaoos Igubis




Compare the mass of the following items. Colour the heaviest with a red crayon and the lightest with a yellow crayon./

|Gope|nō !gommi sao ra xūn diba. Hoan xa !gom-e |apa î-îxoaxurub |kha anan!nâ tsî hoan xa supu-e !huni î-îxoaxurub |kha anan!nâ.



50kg



10kg




2kg

Wekheb 9

iGaoigaoos !gubis



Colour the pictures of events with different colours (morning event – blue, afternoon event – yellow and evening event with red colour). / Ai-īsigu ĩra xūn diga !kharagagu !ūgu |kha anan!nâ, (!Goaga ra ĩ xūna - †hoa |ūb |kha, tsē!gâ||aeb ai ra ĩna -!huni tsī !oe||aeb ai ra ĩna |apase.



Wekheb 9

!Gao!gaos !gubis



Complete the following number pattern:/
Sao ra !gôa patronga xoa toa.

2	1	3	2		
---	---	---	---	--	--

1	3	2	1		
---	---	---	---	--	--

2	1	3	2		
---	---	---	---	--	--

1	3	2	1		
---	---	---	---	--	--

Draw two family members, one tall and one short, in the box provided./
 |Gam |aokhoena |nō||nâ, |gui-e gaxu tsî nau-e !nubuse, māsa boks !nâ.

tall/gaxu

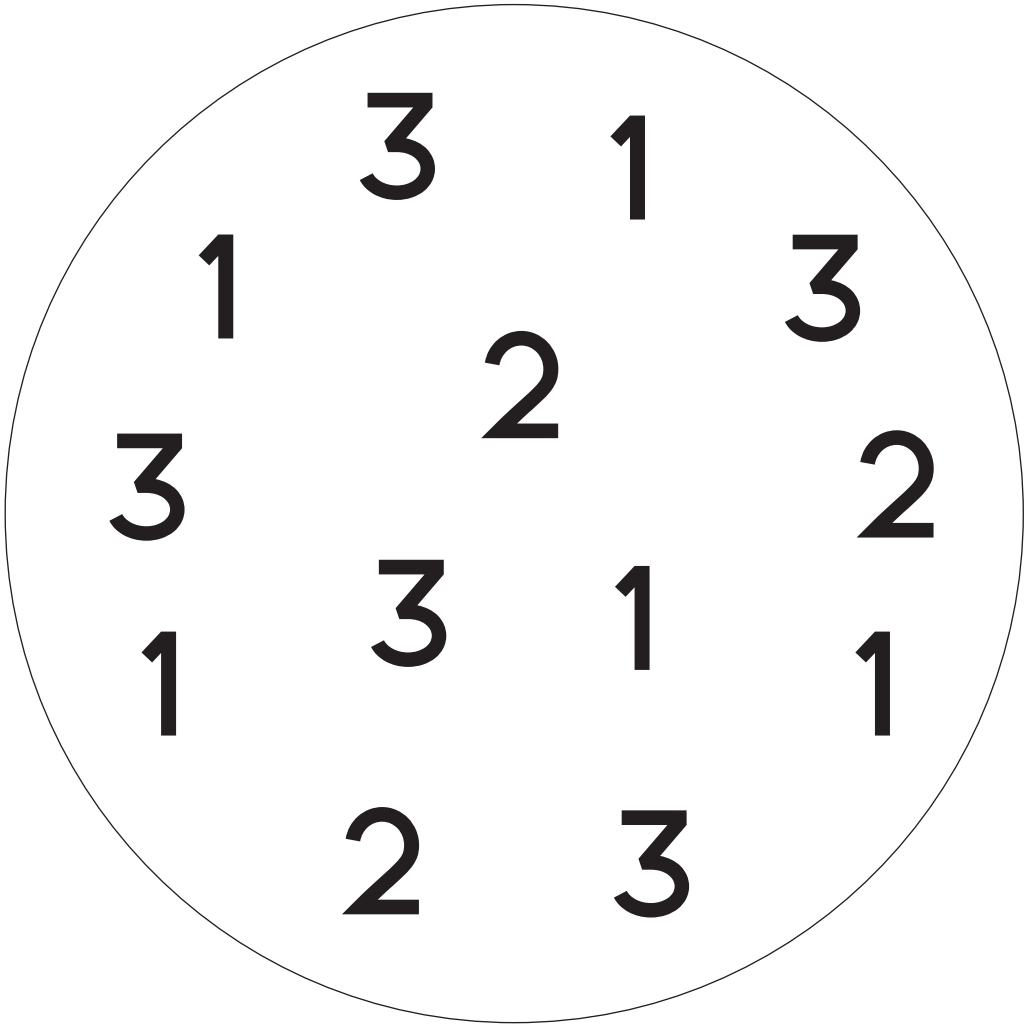
short!/nubu

Wekheb 9

iGaoigaois igubis



Circle all number three's (3) with yellow crayon. /
Hoa !nona (3) !gôamûde !huni î-îxoaxurub |kha anan!nâ.




Wekheb 9

iGaoigaoos Igubis



Colour out all the squares with any colour./
Hoa haka|khābede †gaots ra |ûb |kha anan!nâ.


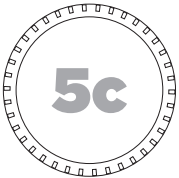
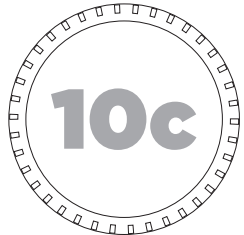
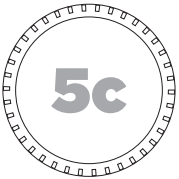
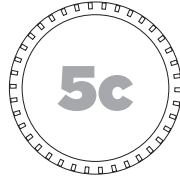

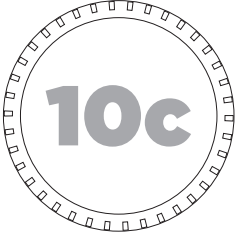

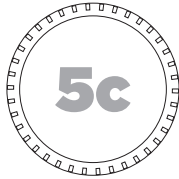

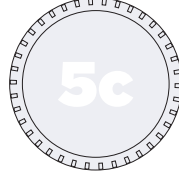
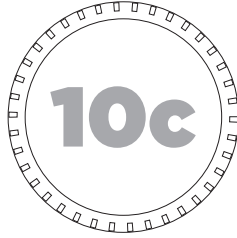
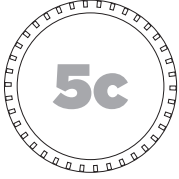


Wekheb 9

iGaoigaoos igubis



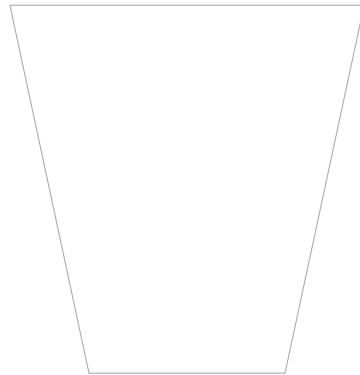
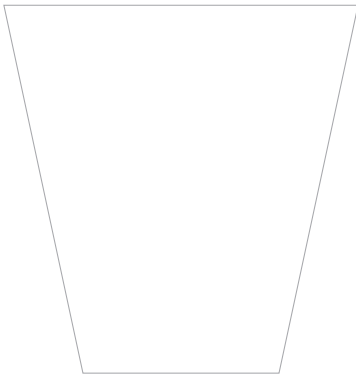
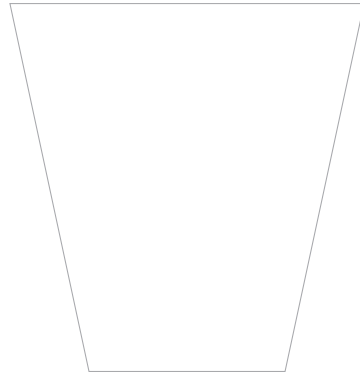
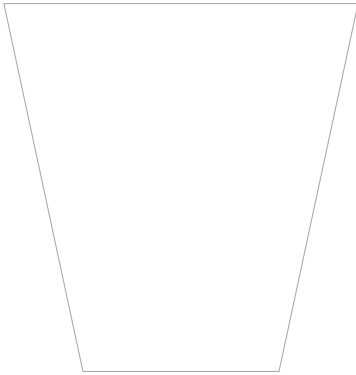
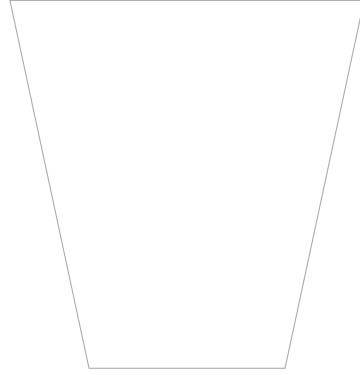
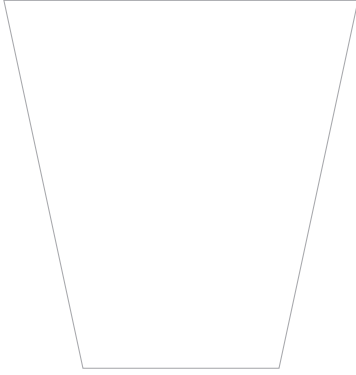
Colour in the 5c with a colour of your choice./
5c di hoade ꞑgaots ta |ûb |kha anan!nâ.









Wekheb 9

iGaoiqaos Iqubis

Colour two glasses to make them full./
|Gam xlakha anan!nâ ||îkha |oa|oas !aroma.



Look at the action cards. What are the family members doing in each picture? /
 Dība ra ||gau kartde kō. |Aokhoe ||anina tare-e mās hoas !nâ ra di?





Wekheb 9


iGaoigaoos Iqubis





Count the heads of family members and write the correct number. /
|Aokhoe ||anin di danade !gôa tsî ðhanu !gôasa xoa.











Wekheb 9

!Gaoigaoos !gubis



Read the emotions on the picture cards./
Ai-ĩsĩkartdi Inã tsãsigã khomai




Happy / ƚkhĩ



Sad / tsũãƚgao




Serious / ||khoa-o



Angry / ||aixã



Tear papers and paste to form a bear figure./
 †Khaniga ||ara†ui ts† †ao i b†ri †siba ||gau.



Wekheb 10

iGaoigaoos igubis

Cut out different family members chores in magazines and newspapers
and paste them on this page./

!Kharagagu |aokhoe ||anin ra dī sīsenna ꞑhōaꞑkhanin tamas ka io
ꞑkhanina xū !gaoꞑui tsî !naga ꞑao re.

Wekheb 10

iGaoigaoos Iqubis

Circle the names with the same ending sounds. Ask your teacher or parent to read the names to help you identify and circle./

|Guiti ra |am |onde †gae†nami re. ||Gau!nâ-ao i tamas ka io sa in xa huihe its |onde mû!ā ||khā.



Titus



Marina



Chesrina




Serina

What is full and what is empty? Circle all glasses which are empty./
 Mâsa |oasa tsî mâsa |khai!nâ? Hoa |khai!nâ xlaga †gae†nami re.



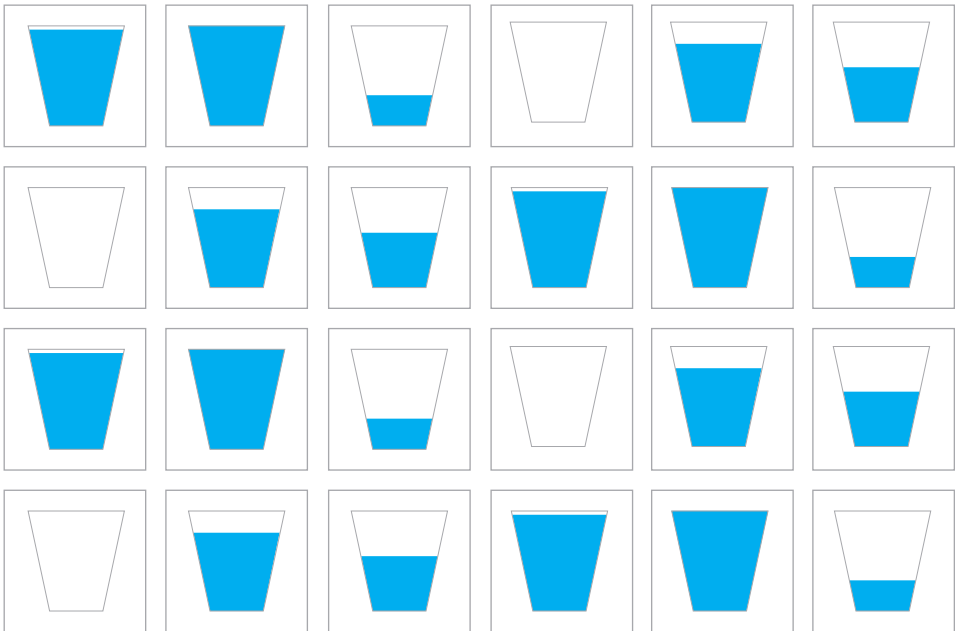
Full / |oasa



Empty / |khai!nâ

Wekheb 10

iGaoigaoos Iqubis



Complete the picture. / Ai-īsiba dītoa re



Wekheb 10

iGaoigaoos igubis




Finish the pattern. Cut out and paste the correct picture./
 Patronna dītoa. †Hanu ai-īsiba
 ||ara†ui tsî †ao re.




Wekheb 10

iGaoigaoos igubhis





Circle all the pictures which are similar./ |Guiti ī īsiga †gae†nami re.



Iwekheb 10

iGaoigaoos Iguabis



Match the pictures to the words ./
Ai-īsiba mîdi |kha |hao|hao re.



father/
dadab



mother/
mamas



sister/
!gâsas




brother/
!gâsab

Wekheb 10

iGaoigao igubis

Follow the road to dad and tell the story about which family members you see along the way./

Daoba sao tsî dadab ||ga !gû tsî ||îba ||gamba mâ |aokhoe ||aninas go daob !nâ mû !khaisa.



Wekheb 10

iGaoigaoos Iqubis




How many members are in these families? Colour the correct number. / Mâtikō
 !aokhoena nē omaris !nâ hâ? †Hanu !gôaba anan!nâ re.

1 2 3



1 2 3



1 2 3



1 2 3



Wekheb 10

iGaoigaoos igubis



Cut out and paste family members in the correct block. Tell your teacher/ parents who you think the family member is./
 !Aokhoena ||araɸui tsî ɸhanu bloks !nâ !naka ɸao re. Sa ||gau!nâ-ao-i tamas ka io
 îra mîba mâ !aokhoe ||anin a nēna !khaisa.



grandfather/autab

grandmother/aumas

father/dadab

mother/mamas

brother/!gâsab

sister/!gâsas

Wekheb 10

iGao!gaos !gubis



ESTEEMED STAKEHOLDERS

On behalf of the Ministry of Education Arts and Culture, we wish to take this opportunity to thank you all, who have completed the survey as per our call. The survey has made it possible for all the schools that has completed it fully, to be able to receive the correct number of books in terms of quantities as well as the amount of books needed for languages used.

We are certain that there are schools that has not yet completed due to various challenges and we are kindly requesting the Principals of such schools to get in touch with our office at mobile number +264 81 850 3609 or by email sophy@nmh.com.na to be able to still receive their surveys so that we complete the process.

We are confident that this initiative by the Ministry of Education, Arts and Culture is embraced by all stakeholders and as a distribution partner, we look forward to a productive 2021.

NMH NAMIBIA
MEDIA
HOLDINGS



Success begins with education

Parents will be able to visit the website and watch daily videos or they can subscribe to our Zoshy Telegram channel to receive daily videos. One can also download the PDF version of the book on the website. Also watch our daily show on Active Kids to watch your favourite lessons.



<https://t.me/zoshyonline>



ONLINE

For extra perks!

How does it work?



Easy peasy steps to follow

Register at zoshy

You can save your favourite lessons and find them easier



- Step 1: Find us at www.zoshy.online or scan the QR code
- Step 2: Find your grade and select the year
- Step 3: Choose your language
- Step 4: Choose the week you want to learn out of
- Step 5: Choose lessons from what lessons there are
- Step 6: Download booklet if you do not have it
- Step 7: Watch and follow the teacher as she explains what to do in the book
- Step 8: Follow us on Facebook (Zoshy & Active Kids) to never miss a video
- Step 9: Subscribe to our Zoshy Telegram channel if you want to receive daily updates



www.zoshy.online

In collaboration with the Ministry of Education, Arts and Culture

PRINT

- 1** Turn the booklet to landscape.
- 2** Take a ruler & tear the booklet at the top long fold.
- 3** Fold the booklet in half.
- 4** The learning journey can start.

STEPS
HOW TO TEAR & USE
THE BOOKLET

