



Houses / Omdi



Ministry of Education,
Arts and Culture

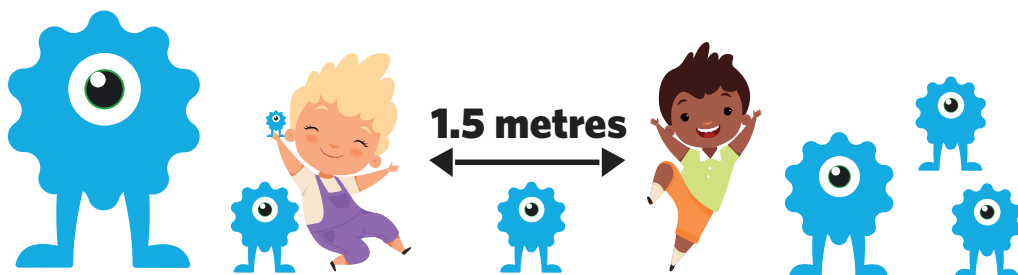


NAMIBIAN
COMMUNITY TRUST



for every child





These numbers indicate which day you can complete each worksheet! But if you want to, you can work ahead and do the rest as well.

This publication is a collaboration between the Ministry of Education, Arts and Culture and Namibia Media Holdings. This publication is sponsored by the Ministry.

Copyright © Ministry of Education, Arts and Culture. All parts of this publication cannot be reproduced, stored in a retrieval system or transmitted in any form or by any means, electronic, mechanical, photocopying, recording or otherwise without prior permission of the Ministry of Education, Arts and Culture or the Publisher.

Production by: Namibia Media Holdings **NMH** NAMIBIA MEDIA HOLDINGS

Printing: Newsprint Namibia **newsprint** NAMIBIA



Vocabulary / Mîdi||uib

blow

!nâi

run

!khoe

straw

!horo|gâb

Read and trace the vocabulary words:
/ Khomai tsî xoa!nâ mîdilluib mide:

blow !nâi

blow !nâi

run !khoe

run !khoe

straw !horo|gâb

straw !horo|gâb

Mîdi di xoamûde ðhanu saogub !nâ mâisaogu tsî ðhanu mîsa ðnuwi.

o!keh _____

n!iâ _____

!hoo|gbâ _____

Sao ra mîde ôa: !khoe, !nâi, !horo|gâb

| | | | | | | | | |
|---|---|---|---|---|---|---|---|---|
| ! | h | o | r | o | l | g | â | b |
| w | b | a | e | ! | n | â | i | r |
| ! | k | h | o | e | m | n | k | t |
| l | s | b | l | o | w | h | u | e |


Ordering and comparing / |Gui|gui tsî |gope|nō

Arrange the numbers in order from the smallest to the biggest: / !Gôade
hoan xa †kharisa xū hoan xa kais ||ga mâisaogu:


Example / Ai||gaus: 5 4 2 7



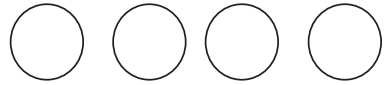
a) 9 1 3 6



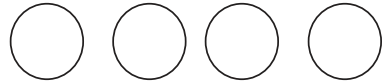
b) 2 9 8 4



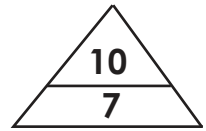
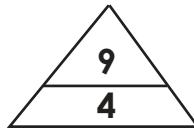
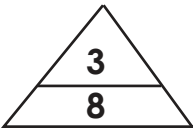
c) 3 10 2 8



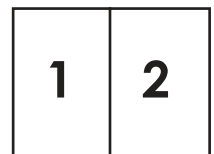
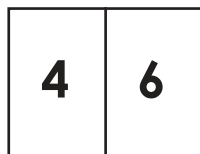
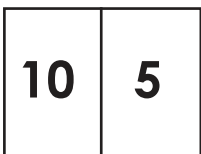
d) 6 5 2 9



Circle the small number: / †Khari !gôasa †gae†nami:



Cross out the bigger number: / Kai !gôasa X |kha †gae!nâ:



Write the correct personal pronoun:
 pronoun: we / I/ you/ it/ he/ they/ she.
 Hanu ||î-aitsama |onmî±nû||khaesa xoa:
 sida/ saro/ ||îs/ tita/ ||îb/ sim/ ||îra



_____ am Maria.

_____ ge a Maria.



_____ are Pam.

_____ ge khoe|hōsaguma.



_____ is Sam.

_____ ge a Sam.



_____ is Ann.

_____ ge a Ann.



_____ is a pen.

_____ gea xoa!am.



_____ are Mary and Tom.

_____ ge a khoe|hōsaguda.



_____ are Rose and Victor.

_____ ge Rose tsî Victori hara.



_____ are Any and Memo.

_____ ge a Any tsî Memo.



Sight words /||Naetisa mîdi

Read and trace the sight words: / ||Naetisa mîde khomai tsî xoa!nâ.

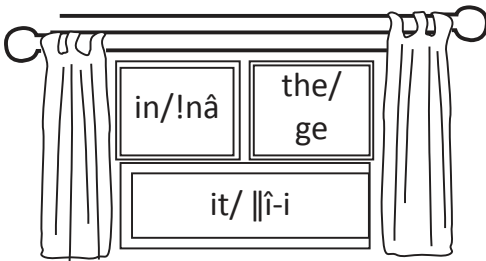
in / !nâ

in !nâ

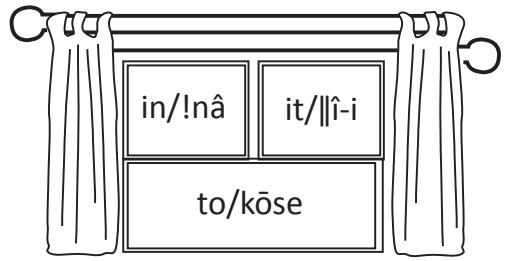
it / ||î-i

it ||î-i

Circle the windows with the sight words in it:



||Naetisa mîde ūhâ
mû‡uidaode ‡gae‡nami.



Wekheb 5

Xrat 1

Fill in the correct word (in / it):

The ball is _____ the box.

My pen is lost. I can't find
_____.

I am in _____ Grade 1.

_____ is my bag.

‡Hanu mîsa xoa‡gā (!nâ / ||î-i)

Bols ge boks _____ hâ.


Khoe-i ge ti xoa!amma go !nari
_____ ge !narixa.

Tita ge xrat 1s _____
hâ.

_____ ge ti ||garub !nâ
hâ.

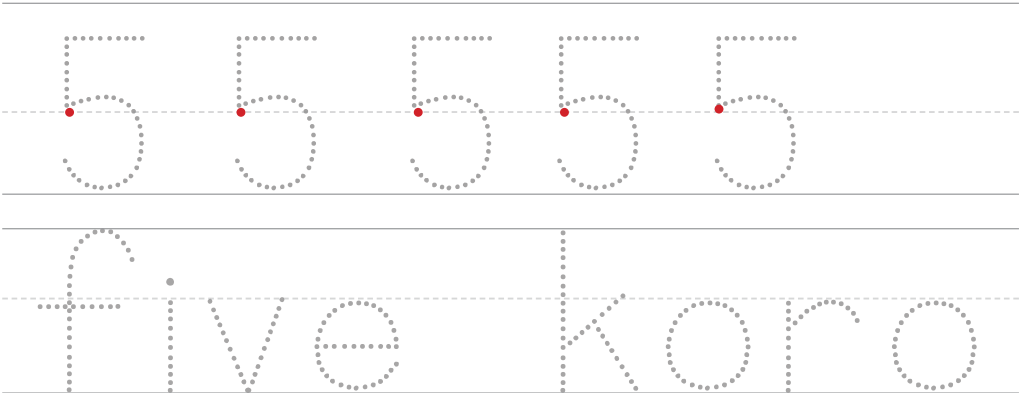
The Number 5 / !Gôas 5s

Color 5 images / 5 ai-îsiga anan !nâ.




Wekheh 5

Xrat 1



Circle the box with five images /
Boks koro ai-îsiga ūhâsa †gae†nami.



English / Khoekhoegowab

Read the story and answer the questions. /
 ||Gaeḥhōasa khomai tsî dîde !eream.

English: Who? What When?

My mom was teaching me. I was doing homework.
 I completed my homework at 7 o'clock.

Who was teaching me?

- a) Ann b) Sam c) Mom

What was I doing?

- a) Painting b) playing c) homework

When did I complete my homework?

- a) 7 o'clock b) 4 o'clock c) 3 o'clock

Khoekhoegowab: Tari-e? Tare-e? Mâ||ae?

Mamas ge ge ||khā||khā te. Tita ge ti omsîsenna ge dî. Tita ge ti om-
 sîsenna 7 îr ge dîtoa.

Tari-e ge ||khā||khā te?

- b) Ann b) Sam c) Mamas

Tare-e ta ge dî?

- b) ḥKhau b) |Huru c) Omsîsenni

Mâ||ae ta ge ti sîsenna dîtoa?

- a) 7 îr b) 4 îr c) 3 îr

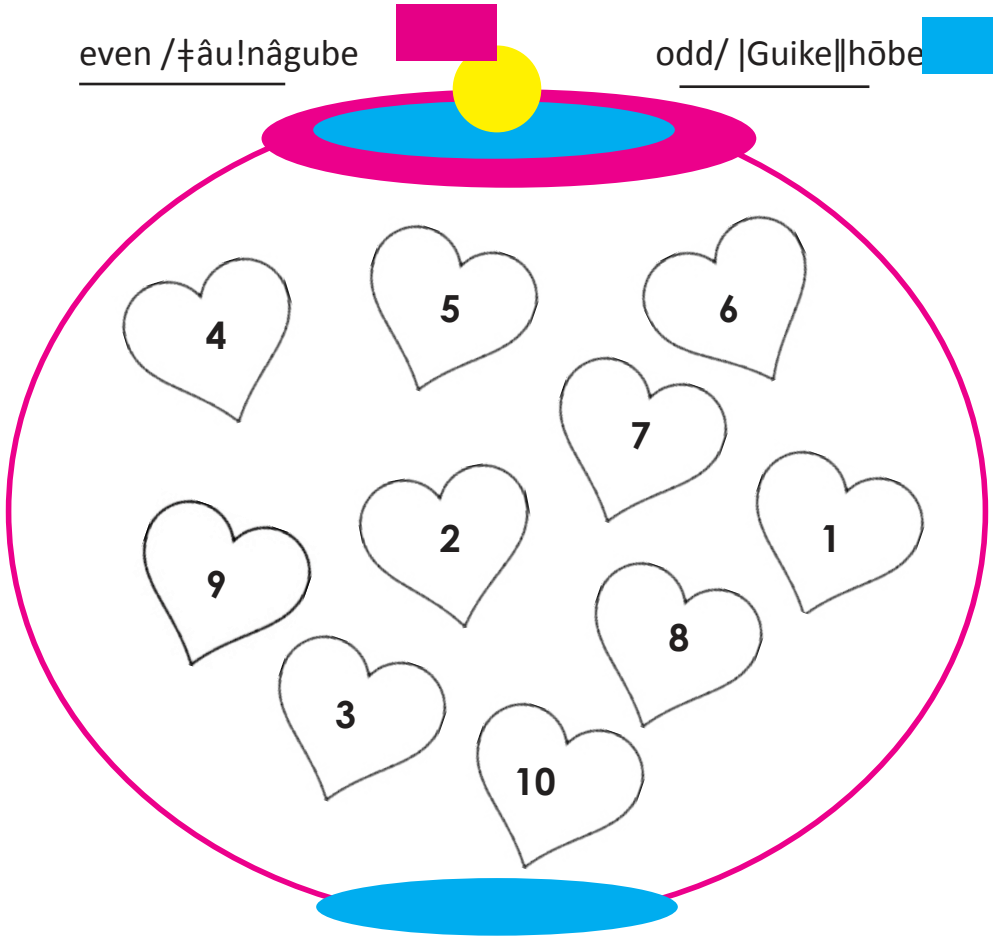


Odd and even numbers/ |Guike||hōbe tsî †âu!nâgube !gōadi

Colour the candy hearts according to the colour code. / †Gaode anan !nâ re ||ïdi †hunuma lûb |kha.

How many / Mâtikō?

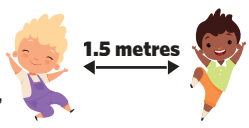
even / †âu!nâgube  odd/ |Guike||hōbe 



How many hearts are in the jar? / Mâtikō †gaode xapab !nâ hâ?

Wekheeb 5

Xrat 1



English / Khoekhoegowab

Possessive pronouns /
Ūhâ|gaub di |Onmîꝥnû||khaes

Read the words /Mîde khomai re.

Pronoun / Ūhâ|gaub di |Onmîꝥnû||khaes

| | |
|------|------|
| I | tita |
| you | sats |
| he | îb |
| she | îs |
| it | î-i |
| we | sida |
| they | în |



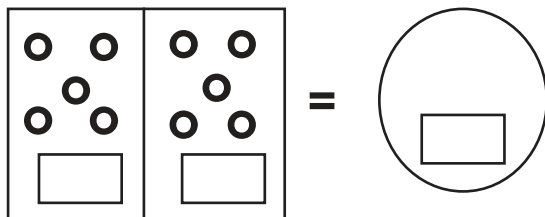
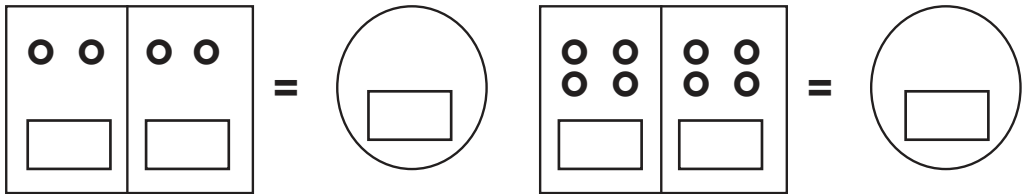
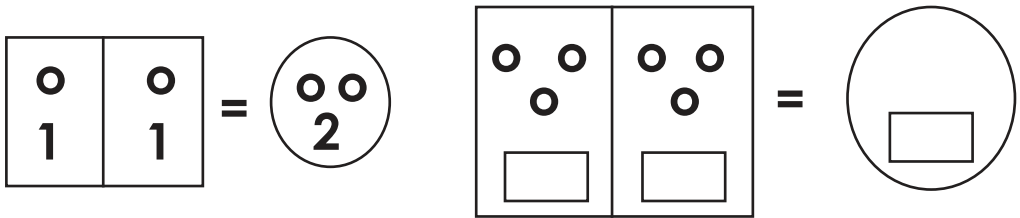
Possessive pronoun / Ūhâ|gaub di |Onmîꝥnû||khaes

| | |
|--------|-----------|
| mine | tī a |
| yours | sa a |
| his | îb di |
| hers | îs di |
| it's | î i ge |
| ours | sada di a |
| theirs | în di a |



Doubling /|Gamme

Ai||gause:



Wekheeb 5


Xrat 1

2 daora ta ge ūhâ. Mamas ge 2 ra ra mâ |aro te. Mâtikō daode hâ |haob aî? / I have 2 doors. Mother gives me 2 more doors. How many doors are they altogether?


$$\begin{array}{c} \square \quad \square \\ \square \end{array} + \begin{array}{c} \square \quad \square \\ \square \end{array} = \underline{\hspace{2cm}}$$

Three little pigs / !Nona ꞑkhari hāgurodi

Number each picture to put the story in order. Retell the story in your own words. / !Gōade boksdi !nâ xoa, ||gaeꞑhōasa ꞑhanu saogub !nâ ꞑgā. ||Gaeꞑhōasa sa mīdi !nâ ||gam re.

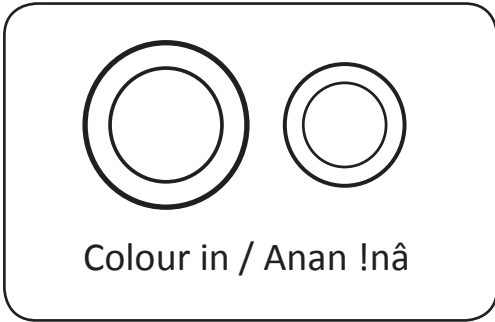







English / Khoekhoegowab

Colour in / Anan !nâ re.



Colour in / Anan !nâ



Orange / oms

O o c C b Q o O
 Q O a a O a D d
 o D O a d o O Q

Circle the letter O /
 'O' sa †gae†nami o

Wekheeb 5

Xrat 1

Trace / †Gae!nâ

Write / Xoa

- J - K - L -
 - M - N - O -
 - P - Q - R -

Trace / †Gae!nâ

English Activity

Possessive pronouns

They have a car.



_____ car is red.

my
his
their
our
your

Lisa has two friends.



_____ friends are funny.

her
your
its
our
my

You have an umbrella.



_____ umbrella is big.

my
your
his
her
its

We have a book.



_____ book is funny.

his
her
its
our
their

The teacher has a pencil.



_____ pencil is big.

my
her
its
our
their

You have a present.



_____ present is big.

his
her
your
our
their

The bear has a guitar.



_____ guitar is small.

our
their
my
his
its

I have got a ball.



_____ ball is new.

his
her
its
our
their



English / Khoekhoegowab


Mass / !Gomsib

Circle the heavy object: / !Gom xūna †gae†nami re:

| | |
|-------------------|------------|
| feather/ !ammi | cup/ kopis |
|-------------------|------------|

| | |
|-------------|----------------|
| glue/ xom-i | worm/ †unîb |
|-------------|----------------|

| | |
|----------|------------------------|
| bus/ bēb | butterfly/ kurlabes |
|----------|------------------------|



| | |
|---------------------|---------------------|
| elephant/ †khoab | leave/ hai†nareb |
|---------------------|---------------------|

Wekheeb 5

Xrat 1

Cross out the heavier object. /
!Gom xūna 'X' |kha xoa ai re.



| | |
|-------------------|----------------------|
| book / †khanîs | pencil / xoaxurub |
|-------------------|----------------------|

| | |
|-----------------|------------------|
| worm / †unîb | apple / apels |
|-----------------|------------------|


| | |
|----------------|------------------------|
| table / Tāb | chair / †nû-ai!naos |
|----------------|------------------------|

| | |
|----------------------------|----------------------------|
| 5 kg sugar / 5Kg Suguri | 1 kg sugar / 1Kg Suguri |
|----------------------------|----------------------------|



The wise and the foolish man /
Kā-ai tsî gâre khoekha xa.

Colour in the picture./ Ai-īsiba anan !nâ re.



Vocabulary

Read it/ Lees dit:

huff
build

Trace the words

huff
build

Complete the word: / Voltooi die woord:

huff

h _ f _


build

b _ i _ d

Unscramble the letters

fhuf _____

dliub _____



Fill in the correct word: huff, build:

The wolf _____ and puff.

The bird _____ a nest.




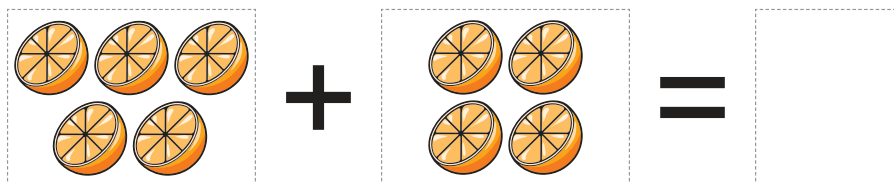



1.5 metres



Addition/!Gôa|haos

Count the objects, write the numbers and find the sum total. /
Xūna !gôa, !gôasa xoa tsî !lreamde xoa re.




Khoekhoegowab

'P' | Ōb

Anan !nâ

anan !nâ



'P' ba †gae†nami

pereb

p P b p B b P
 b B p P b P B p
 p P d p b p d

Wekheb 6

Xrat 1

†Gae!nâ

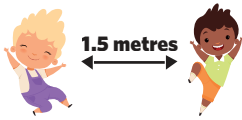
Xoa

Tracing practice lines for uppercase 'P' and lowercase 'p' on a four-line grid. The first row shows four dotted uppercase 'P's with a stroke order diagram (1: vertical line down, 2: curve from top to middle). The second row shows four dotted lowercase 'p's with a stroke order diagram (1: vertical line down, 2: curve from middle to bottom). Red dots indicate starting points for each letter.

Patronga †gae!nâ.

- M - N - O -
 - P - Q - R -
 - S - T - U -

Tracing practice for cursive letters. The top row shows a dotted uppercase 'P' followed by a series of connected loops and ending with a dotted uppercase 'P'. The bottom row shows a dotted lowercase 'p' followed by a series of connected loops and ending with a dotted lowercase 'p'.



English / Khoekhoegowab



Sightwords/
Mû||khasib Mîdi



Read it! / Khomai

Trace the words! / Xoa!

to kōse

my ti

one |gui

two |gam

three !nona

in !nâ

it ||î-i

to to

my my

one

two

three

in in

it it

kōse

ti ti

gui

gam

!nona

!nâ !nâ

||î-i ||î-i

Wekheb 6

Xrat 1

Mîdi ôa!nâs




| | | | | | | | | |
|--|---|---|---|---|---|---|---|---|
| | n | r | | î | - | i | u | j |
| | ! | n | â | t | q | q | f | r |
| | o | w | e | ! | n | o | n | a |
| | k | ō | s | e | y | y | o | r |
| | l | g | u | i | f | f | n | i |
| | r | k | w | o | e | e | t | n |
| | n | e | o | l | g | a | m | r |

English / Khoekhoegowab

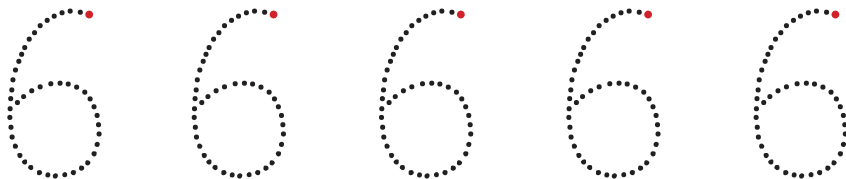

The Number 6. / !Gôas : 6

- 1 2 3 4 5 6 7 8 9 10


Trace / †Gae!nâ



Colour to show 6: / 6 †auga anan !nâ re



Colour the pictures that show 6: / Ai-îsigu 6sa ra †auga anan !nâ re.



Write the 6 in the open space: / 6 sa †khai!nâ soab !nâ xoa re.



Wekheeb 6

Xrat 1

English / Khoekhoegowab

Where and What? /

Mâpa pa tsî tare-e?



I have a cat.
What do I have?

!Hôasa ta ge ūhâ
Tare-e ta ūhâ?

Mom loves chocolate.
What does mom love?

Dad drives to town.
Where is dad driving?

Mamas ge tjokolade-e !nam.
Mamasa tare-e a !nam?

Dadab ge dorpi !!ga ra !nari.
Dadaba mâp ra !nari?




Tim goes to school.
Where is Tim going?

Timmib ge ra skol!gû/
Mâpa ra ī Timmiba?



English / Khoekhoegowab

Data handling. /
|Hao|haosa ðansa sîsenūs



houses:
Omdi

tents:
tenti

flats:
mâðamaigūsa
oms

huts:
haire omra

Count how many of each/ !Gôare mâtikō xūn hâ !khaisa:

houses omdi

tents tenti

flats mâðamaigūsa oms

huts haire omra

Which type of houses are the most? /
Mâ om!nôana a !nāsa?

Which type of houses are the least? / Mâ
om!nôana a |oro?



English / Khoekhoegowab

Possessive pronouns. / Ūhâ|gaub di |onmîꞑnû||khaes

Fill in the following pronouns: / Sao ra |onmîꞑnû||khaede ꞑhanu !khaib ai xoa re.

| | | | |
|--------|-------|-------|---------|
| theirs | în di | yours | sa |
| mine | tî | his | îb di |
| hers | îs di | ours | sida di |

1. I have a bicycle. The bicycle is

|Ūrihāba ta ge ūhâ. a |ūrihāb ge.

2. They have a bicycle. The bicycle is

||în ge |ūrihāba ūhâ. a |ūrihāb ge.

3. He has a bicycle. The bicycle is

||îb ge |ūrihāba ūhâ. a |ūrihāb ge.

4. You have a bicycle. The bicycle is

|Ūrihābats ge ūhâ. a |ūrihāb ge.

5. She has a bicycle. The bicycle is



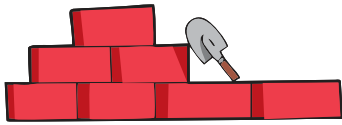

||îs ge |ūrihāba ūhâ. a |ūrihāb ge.

6. We have a bicycle. The bicycle is

sida ge |ūrihāba ūhâ. a |ūrihāb ge.

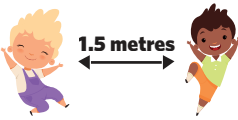
English / Khoekhoegowab

Match the pictures with a line. /
Mîde īsigu |kha |guiro re.



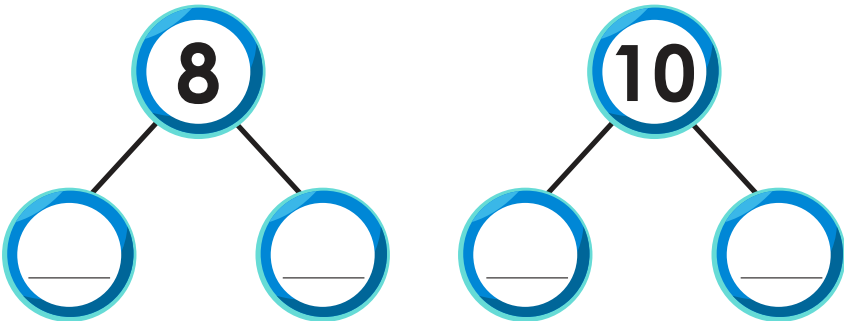
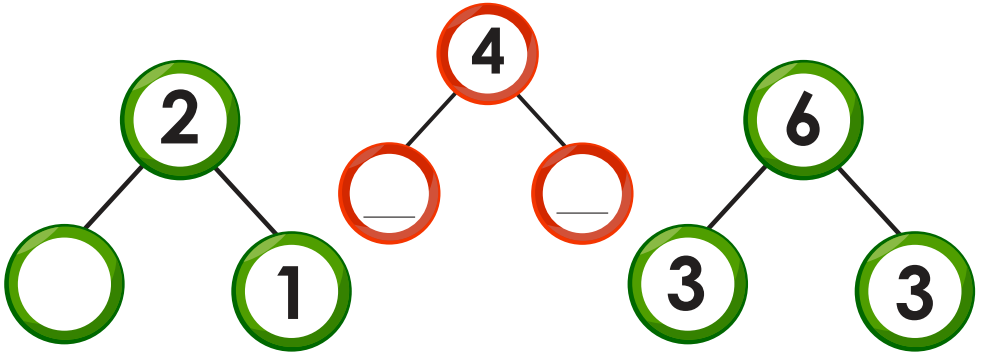
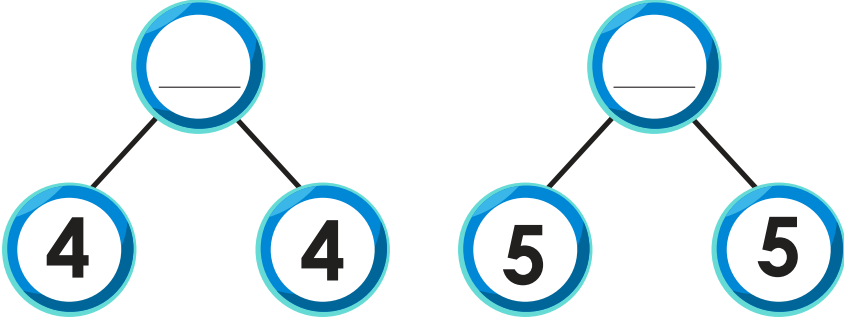
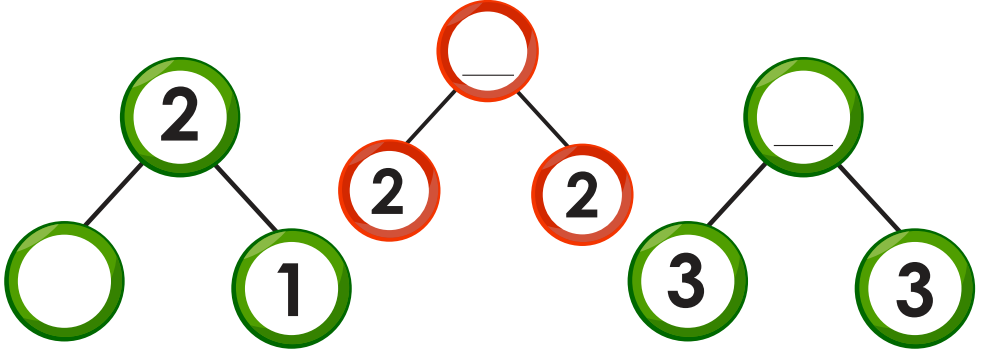
Wekheeb 6

Xrat 1



English / Khoekhoegowab

Doubling / |Gamme



Wekheb 6

Xrat 1

English / Khoekhoegowab

Sequencing./
Mâisaogub

(Get ready for bed / ||Oms !oa ðhomisens)

Put these pictures in the right order to make a story.

Write 1, 2, 3, or 4 in the boxes. / Sao ra tsiga ðhanu lgaub !nâ mâisaogu re.
1,2,3 / 4 sa ðhanu boksd! !nâ xoa re.

Wekheeb 6

Xrat 1

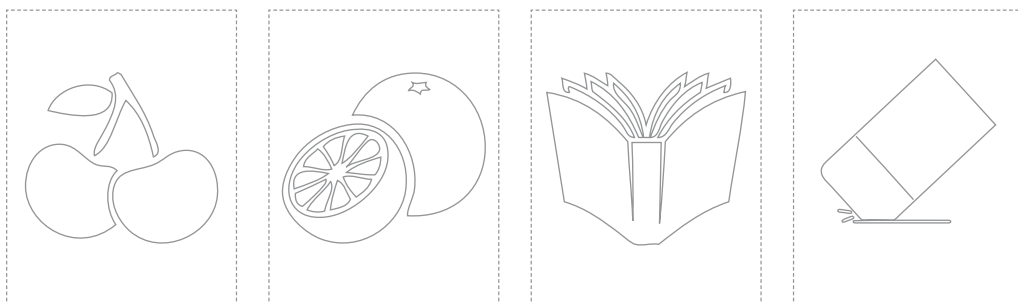
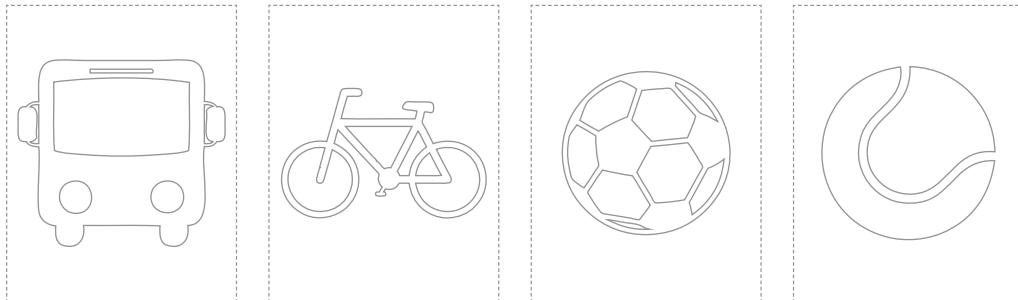


1.5 metres

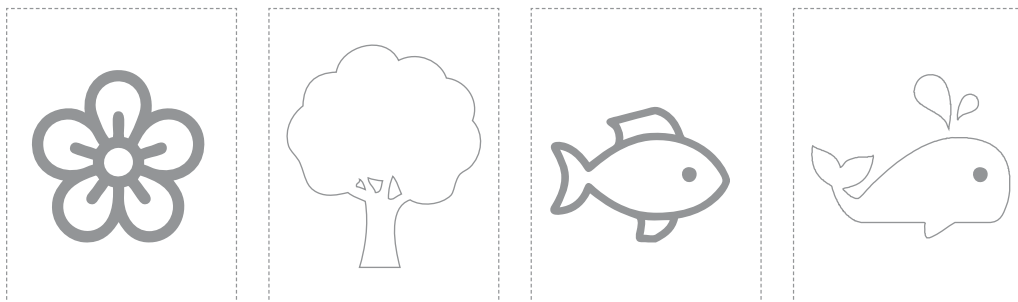
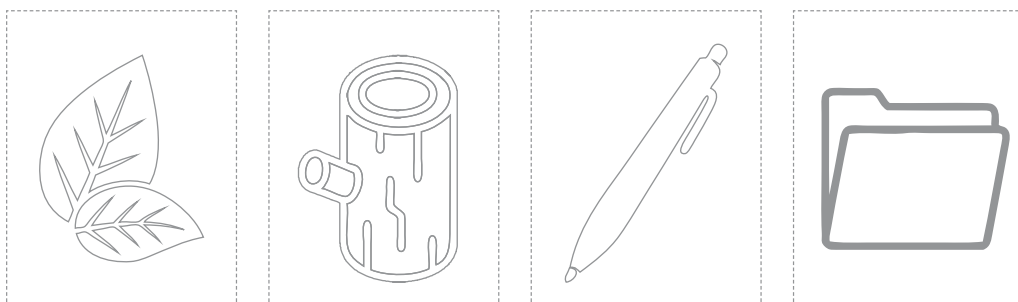


Light and Lighter. / Supu tsî supu!nâ.

Colour in the lightest object. / Hoan xa supu xūna anan!nâ re.

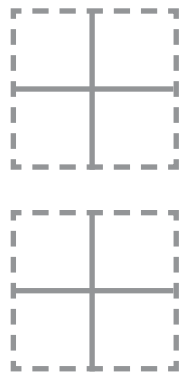

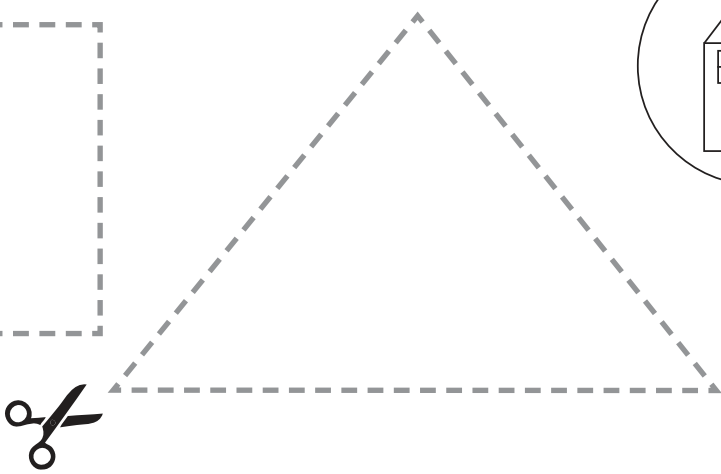



Circle the lightest object. / Hoan xa supu xūna †gae†nami re.



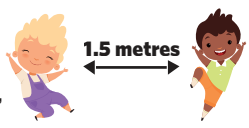
English / Khoekhoegowab

Cut out and paste the pictures of a house. /
Oms īsiga ||araꞑui tsī ꞑao re.



Wekheeb 6

Xrat 1





Success begins with education

Parents will be able to visit the website and watch daily videos or they can subscribe to our Zoshy Telegram channel to receive daily videos. One can also download the PDF version of the book on the website. Also watch our daily show on Active Kids to watch your favourite lessons.



<https://t.me/zoshyonline>



ONLINE

For extra perks!

How does it work?



Easy peasy steps to follow

Register at zoshy

You can save your favourite lessons and find them easier



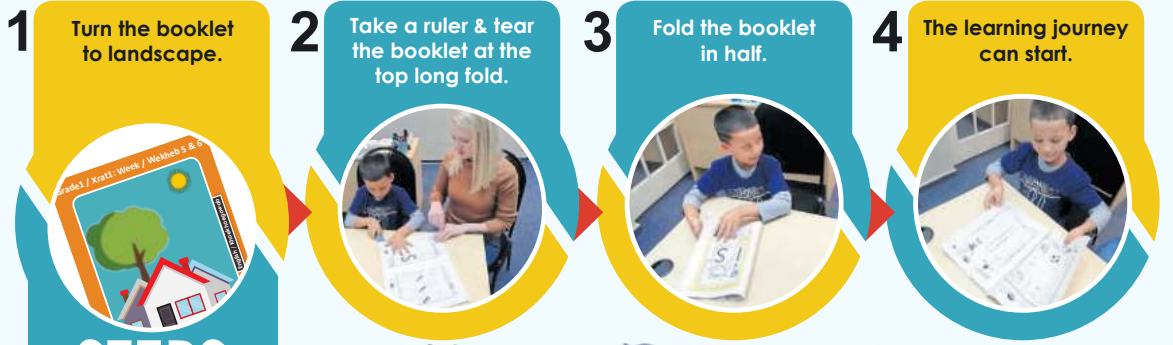
- Step 1: Find us at www.zoshy.online or scan the QR code
- Step 2: Find your grade and select the year
- Step 3: Choose your language
- Step 4: Choose the week you want to learn out of
- Step 5: Choose lessons from what lessons there are
- Step 6: Download booklet if you do not have it
- Step 7: Watch and follow the teacher as she explains what to do in the book
- Step 8: Follow us on Facebook (Zoshy & Active Kids) to never miss a video
- Step 9: Subscribe to our Zoshy Telegram channel if you want to receive daily updates



www.zoshy.online

In collaboration with the Ministry of Education, Arts and Culture

PRINT



STEPS
HOW TO TEAR & USE
THE BOOKLET



DEAR SCHOOL REPRESENTATIVE



LANGUAGE INFORMATION SHEET



Namibia Media Holdings is committed to translate and distribute all Educational booklets for Pre-primary to Grade 3 in various languages. These languages will be printed and distributed in the coming weeks. To assist us, please complete the form below with information regarding your school, region, circuit, languages taught in each grade as well as the number of children per language. This will assist us in accurately distributing all languages across the country.

School: _____
School contact number: _____
School address: _____
Region: _____
Circuit: _____



| Language | Amount of children per Grade for each language / Requested copies | | | |
|-----------------|---|---------|---------|---------|
| | Pre-primary | Grade 1 | Grade 2 | Grade 3 |
| English | | | | |
| Afrikaans | | | | |
| German | | | | |
| Khoekhoegawab | | | | |
| Otjiherero | | | | |
| Oshikwanyama | | | | |
| Oshindonga | | | | |
| Rukwangali | | | | |
| Silozi | | | | |
| Thimbukushu | | | | |
| Other: | | | | |

Circuit officer, please provide your contact details below:

Name: _____
Contact number: _____
Address: _____



Signature.....