

Ondondo 2: oshiwike 5 & 6

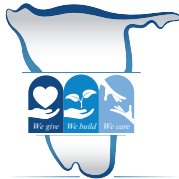
Oshindonga



Oohedhi nomithigululwakalo



Ministry of Education,
Arts and Culture

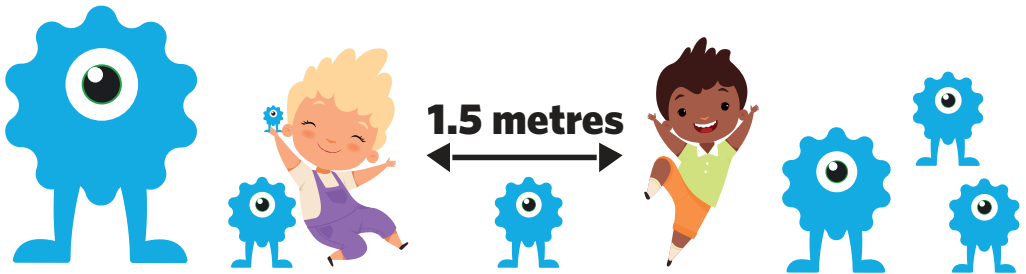


NAMIBIAN
COMMUNITY TRUST

unicef 
for every child



ONLINE SCHOOL



- | | | | | |
|----------|----------|----------|----------|----------|
| 1 | 2 | 3 | 4 | 5 |
|----------|----------|----------|----------|----------|

These numbers indicate which day you can complete each worksheet! But if you want to, you can work ahead and do the rest as well.

This publication is a collaboration between the Ministry of Education, Arts and Culture and Namibia Media Holdings. This publication is sponsored by the Ministry.

Copyright © Ministry of Education, Arts and Culture. All parts of this publication cannot be reproduced, stored in a retrieval system or transmitted in any form or by any means, electronic, mechanical, photocopying, recording or otherwise without prior permission of the Ministry of Education, Arts and Culture or the Publisher.

Production by: Namibia Media Holdings  **NAMIBIA MEDIA HOLDINGS**

Printing: Newsprint Namibia 



Uuyambiitya

dhana
 omaudhano
 ookuume
 iituthi
 omizalo
 ye
 kala

litya yakwalukehe

omuthigululwakalo
 oohedhi
 oshiningwanima
 iikulya
 ye
 ko

Read the story and complete the questions below:

Our family makes meals a special event. We do this by praying before we eat. It is our belief to thank God for the food He provides for us. We also pray before we sleep and when we wake up. This is a special time to celebrate God's glory. Do you also pray daily to say thank you to God?

Oshiwike 5


When do you like to pray? Our class prays when school comes out. We also pray right before we start our school work in the morning. My teacher said that we please God when we say our daily prayers.

Ondondo 2


1. We pray before we.....
2. What is the special event in the story?
.....
3. When does this class pray?
.....
4. Do you pray? If yes, when do you pray?
.....



Fill in 'i' or 'e' to complete the words below:


t__n 


l__p 


s__t 

__nk 

__gg 

h__n 

p__n 

b__n 

Ondondo 2

Oshiwike 5





These books are mine.
These are my books.



The gift is yours.
This is your gift.



This pair of shoes is hers.
She is the owner of the shoes.



He is playing with his toys.
He is the owner of the toys.



That house is theirs.
They are the owners of the house.



This school is ours.
This is our school.

English Activity


Possessive pronouns

3

7

Colour in the possessive pronouns in each sentence:

1. This is Jen. This is **her** flag.



2. This is Ben. This is **his** ball.



3. This is president Hage Geingob and Dr Pohamba.
This is **their** country.



4. This is Mom and me. This is **our** traditional attire.



5. This is me. This is **my** book.



6. This is an oryx. This is **its** horns.

7. This is you. This is **your** toy.



Ondondo 2

Oshiwike 5



Arrange words in order to make a sentence.

Example: flag big The is.

Answer: The flag is big.



Oshiwike 5

Ondondo 2

1. blood. is Red for

2. was The game interesting.

3. John the soccer ball kicks.

4. in the is The sun corner yellow.


5. country. is Namibia our



Ebandela lyaNamibia

Olumbulawu	Egulu, efuta lyaAtlanta , omvula nomeya.
Olutiligane	mbinzi yatika yaaNamibia, uupenda nuuthike pamwe waantu aayehe.
Olutokele	Ombili nuukumwe.
Oluzizi	likwamboga nuunamapya.
Olushunga	Uupyu nolwaala lwomalushandja getu gombuga yaNamib , nonkalamwenyo yiikwankondo.

Mbapeka ebandela lyaNamibia. Longitha omalwaala gomondjila.



Ondondo 2

Oshiwike 5

Omwaalu

Tunga nomulongo (okuyalula 10)
Manitha omiyalu togwedhako 10.

Oshiwike 5

Ondondo 2

7	→	+ 10	←	
10	→		←	
8	→		←	
15	→		←	
20	→		←	

3	→	+ 10	←	
9	→		←	
5	→		←	
17	→		←	
30	→		←	


Okuyalula

1. Tateka

12	→	<input type="text"/>
20	→	<input type="text"/>
18	→	<input type="text"/>
24	→	<input type="text"/>

2. Tsitha kumwe

10+9 19-9 25+3



3. Yalula wu uka konima

3 - 3

8, 7, 6, 5
1 2 3

8 - 3 = 5

9 - 2 =

7 - 3 =

11 - 4 =

13 - 2 =

14 - 3 =

15 - 4 =

12 - 2 =

17 - 3 =

22 - 4 =

20 - 2 =

19 - 3 =

20 - 4 =

4. Yalula wu uka konima

21, 20,  , 18,  ,  , 15, 1 

27, 26,  ,  ,  , 22, 

24, 22, 20,  , 16, 14,  , 


Ondondo 2

Oshiwike 5




Okuyalula



1. Topolela moombiga 2 shi thike pamwe.





2. Topolela moombiga 3 shi thike pamwe.



3. Topolela moombiga 4 shi thike pamwe.



3. Topolela moombiga 5 shi thike pamwe.



Omahalamwaalu

Ehalemwaalu lyonomola ya tendwa koho olini?

Oshiholelwa:

a) $13\underline{2}$ = lihupe

b) $2\underline{3}4$ = Omilongoc) $\underline{4}61$ = Omathele

• $\underline{9}04 = \underline{\hspace{2cm}}$

$1\underline{8}0 = \underline{\hspace{2cm}}$

• $2\underline{6}8 = \underline{\hspace{2cm}}$

$2\underline{8} = \underline{\hspace{2cm}}$

• $\underline{5}9 = \underline{\hspace{2cm}}$

$\underline{1}18 = \underline{\hspace{2cm}}$

• $\underline{1}6 = \underline{\hspace{2cm}}$

$\underline{3}3 = \underline{\hspace{2cm}}$

• $\underline{8}0 = \underline{\hspace{2cm}}$

$\underline{4}7 = \underline{\hspace{2cm}}$

Tunga oonomola dhoye mwene e to manitha:


a) Nyola omwaalu gwoonomola 3 e to tende koho omathele:

b) Nyola omwaalu gwoonomola 2 e to tende koho omilongo:



Omahalamwaalu


Onomola	Omathele	Omilongo	lihupe
351	300	50	1
85			
26			
172			
67			
33			
232			
41			
58			
305			
99			




**limaliwa: Tula po omathano giimaliwa
iikukutu yaNamibia melandulathano.
(5c, 10c, 50c, N\$1, N\$5, N\$10)**

Hogolola e to nyola ongushu yoshimaliwa
kehe yomondjila:

N\$1	N\$5	5c	10c	50c	N\$10
------	------	----	-----	-----	-------













Okandjalulamasiku Maalitsa 2021

Osoondaha	Omaandaha	Etiyali	Etitatu	Eline	Etitano	Oyomakaya
	1	2	3	4	5	6
7	8	9	10	11	12	13
14	15	16	17	18	19	20
21	22	23	24	25	26	27
28	29	30	31			

Yamukula omapulo taga landula:

- Omwedhi guni gu li komeho gaMaalitsa??

- Omwedhi guni gu li konima yaMaalitsa??

- Evalo loye oli li momwedhi guni?

- Nyola esiku lyomwedhi lyEtitano etiyali lyaMaalitsa?

- Nyola esiku lyomwedhi lyahugunina lyaMaalitsa:

- Nyola omasiku gaa po:

a)

b)

c)

d)

Etitano

e)

f)



Greetings in different cultures

Read about greetings in different cultures.

Saying hello

Can you hold out your hand to a friend and shake their hand like an Afrikaner? Look in his eyes and shake, shake, shake!

Can you clap your hands and smile at a friend like a San? Smile and clap, clap, clap!

When you see a friend, can you clap your hands and bend your knees like a Oshiwambo? Bend your knees and clap clap clap!

Can you shake hands with your family and kiss them like on the cheek? Shake hands and kiss, kiss, kiss!

Count how many each word appears in the story:







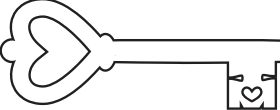

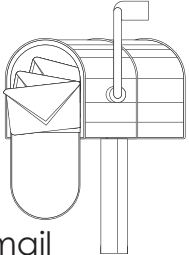
Example: kiss = 4

1. friend = _____
2. shake = _____
3. clap = _____
4. smile = _____
5. can = _____




Syllables count

Read the word in each box and clap the syllables.
Colour the picture and the correct number of syllables
in each word.

 heart			 cupcake			 butterfly		
1	2	3	1	2	3	1	2	3
 Chocolate			 flowers			 balloon		
1	2	3	1	2	3	1	2	3
 key			 puppy			 mail		
1	2	3	1	2	3	1	2	3

Crossword puzzle
e-words



Word Bank:

bed
wet

net
den

ten
jet

web
hen

Write your own sentence with:

a) web

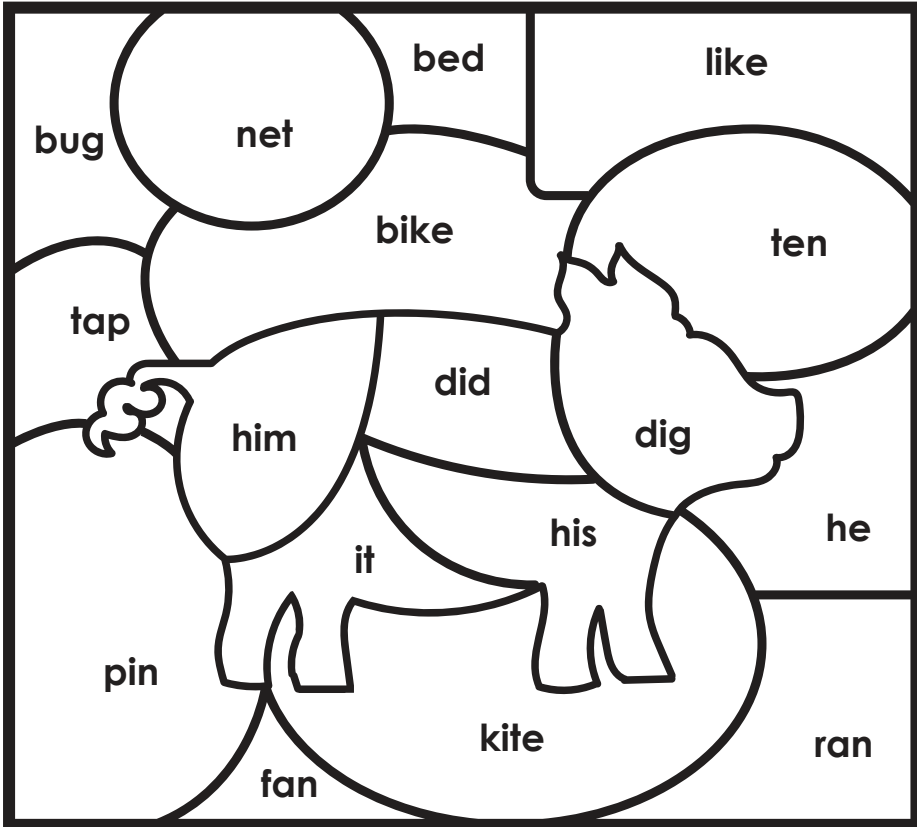
b) ten

c) pen



'i' -words

Colour the words that have a short 'i' sound in the picture red.



Ondondo 2

Oshiwike 6

How many words did your colour in the picture?



Pronouns

Choose the correct pronouns from the box to fill in the open spaces

I	you	he	she	it	they	we
---	-----	----	-----	----	------	----



Hello.
Do you know me?
My name is Mara.
I am eight years old.

- This is my Dad.
_____ is a police officer.
- This is my Mom.
_____ is a nurse.
- I like to play with Sara and Binu.
_____ are my friends.
- This is the picture of my family.
_____ live in the capital city.
- We have a beautiful house.
_____ is red in colour.



Possessive Pronoun

A possessive pronoun is used to indicate possession or ownership.

Fill in the possessive nouns in the correct boxes.

his	mine	yours	hers	theirs	ours
-----	------	-------	------	--------	------

1. Is this red bag

?



2. This book belongs to Jen. It is



3. We live in this house. It is



4. This Bike belongs to Ed. It is

5. They own this car. It is



6. It is my dog. It is



Konga iitya yomuthigululwakalo

Konga iitya mokakololo pevi:

o	f	g	a	r	i	t	g	o
l	r	a	e	e	i	p	o	e
a	e	m	u	u	k	o	o	s
v	n	e	u	r	u	b	e	r
e	m	s	t	i	l	f	d	o
a	i	u	p	a	y	e	n	t
s	o	p	u	n	a	i	k	m
e	y	r	c	d	h	a	n	a
f	x	i	h	t	u	t	i	i
o	m	a	u	d	h	a	n	o

Ondondo 2

Oshiwike 6


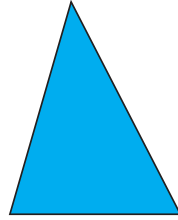

dhana ye omaudhano
 ookuume iikulya iituthi
 evalo tyapula



Ontseyometo yomalupe goombinga mbali (2D)

Hogolola e to nyola edhina lyomondjila koho yolupe kehe.

ongonga	olee	eyi	onkuvundatu	ombine
---------	------	-----	-------------	--------



Ondondo 2

Tala komalupe pombanda e to udhitha po eyamukulo lyomondjila.

Oshiwike 6

- Olupe lyotango olini?

- Olupe olutitatu olini?

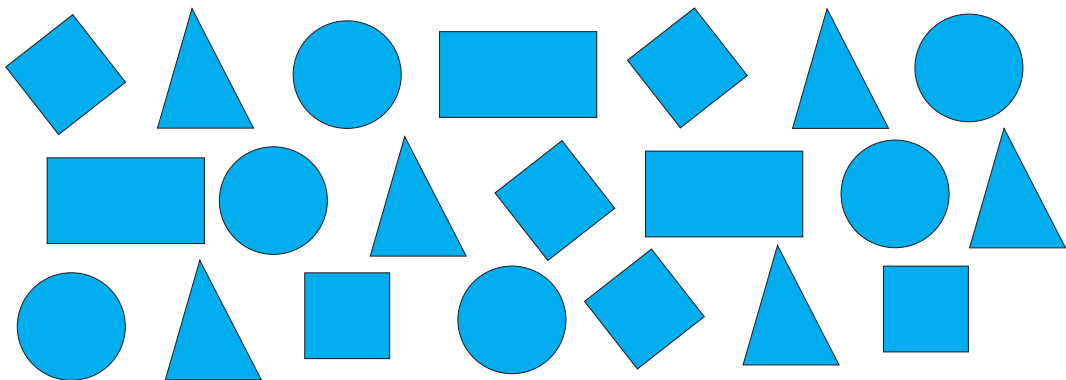
- Omalupe geni ge li pokati kongonga neyi?

- Omalupe geni ge li pokati konkuvundatu nombine? _____
- Olupe lwa hugunina oluni?







Okuvongokonona omauyelele

Konga omalupe mokakololo.
Ndhindhilika omalupe agehe mografa.
Yamukula omapulo.



Ondondo 2

Oshiwike 6

9				
8				
7				
6				
5				
4				
3				
2				
1				
				

Olupe luni talu holoka mo olundji? _____

Olupe luni talu holoka mo eshona? _____



Oto vulu oku luka omahalamwaalu?

Lesha onomola. Tala konomola ya tendwa kohi. Luka ehalamwaalu. Nyola 'TH' peha lyomathele, 'L' peha lyomilongo no 'Y' peha lyiihupe.

9 <u>2</u> 5 <input type="text"/>	8 <u>2</u> 8 <input type="text"/>	<u>2</u> 19 <input type="text"/>	6 <u>7</u> 0 <input type="text"/>	<u>3</u> 44 <input type="text"/>
3 <u>1</u> 2 <input type="text"/>	40 <u>5</u> <input type="text"/>	<u>7</u> 74 <input type="text"/>	4 <u>3</u> 9 <input type="text"/>	<u>6</u> 11 <input type="text"/>
5 <u>3</u> 1 <input type="text"/>	3 <u>3</u> 7 <input type="text"/>	9 <u>2</u> 0 <input type="text"/>	7 <u>0</u> 1 <input type="text"/>	<u>8</u> 82 <input type="text"/>
<u>6</u> 00 <input type="text"/>	1 <u>1</u> 8 <input type="text"/>	<u>4</u> 15 <input type="text"/>	<u>3</u> 86 <input type="text"/>	<u>7</u> 20 <input type="text"/>

Ondondo 2

Oshiwike 6

Tunga oonomola tadhi landula:

Oshiholelwa: $30 + 5 = 35$

- $20 + 7 = \underline{\hspace{2cm}}$
- $40 + 6 = \underline{\hspace{2cm}}$
- $100 + 50 + 8 = \underline{\hspace{2cm}}$
- $70 + 7 = \underline{\hspace{2cm}}$
- $100 + 30 + 3 = \underline{\hspace{2cm}}$
- $60 + 1 = \underline{\hspace{2cm}}$

1. Susana oku na omapandela 12, okwa gandja etata lyomapandela ku Johannes. Okwa thigi po omapandela ga ngapi?




2. Mala oku na oombiga dhevi 15. Okwe dhi topolelathana na yakwawo yaali. Kehe okanona otaka mo no oombiga ngapi?



3. Petrus oku na oongoma 7, Daniel kuume ke okuna oongoma 8. Ayehe kumwe oye na oongoma ngapi?



4. Meme okwa pendje uumbisikiti 13. Onda pe kuku uumbisikiti u4. Onda hupitha po uumbisikiti u ngapi?



5. Sem oku na oomvula 8. Omumwayinamati oku mu vule noomvula 4.

Omumwayinamati oku na oomvula ngapi?



Ekwatathano lyomulongo nandatu.

Omiyalu
dho 13

$13 - 5 = \underline{\quad}$

$13 - 1 = \underline{\quad}$

$13 - 4 = \underline{\quad}$

$13 - 11 = \underline{\quad}$

$13 - 8 = \underline{\quad}$

$13 - 10 = \underline{\quad}$

$13 - 12 = \underline{\quad}$

$13 - 7 = \underline{\quad}$

$13 - 3 = \underline{\quad}$

$13 - 9 = \underline{\quad}$

$13 - 2 = \underline{\quad}$

$13 - 6 = \underline{\quad}$

$13 - 13 = \underline{\quad}$

13

$2 + \underline{\quad} = 13$

$3 + \underline{\quad} = 13$

$4 + \underline{\quad} = 13$

$5 + \underline{\quad} = 13$

$6 + \underline{\quad} = 13$

$7 + \underline{\quad} = 13$

$8 + \underline{\quad} = 13$

$9 + \underline{\quad} = 13$

$10 + \underline{\quad} = 13$

$11 + \underline{\quad} = 13$

$12 + \underline{\quad} = 13$

$13 + \underline{\quad} = 13$

$1 + \underline{\quad} = 13$

Ondondo 2

Oshiwike 6

$$\begin{array}{r}
 24 \\
 17 \\
 31 \\
 20
 \end{array}
 + 2
 = \begin{array}{r}
 \underline{\quad} \\
 \underline{\quad} \\
 \underline{\quad} \\
 \underline{\quad}
 \end{array}$$



Ngundupaleka

1. Tengeneka e to yalula ngele owu li mondjila.

Ninga uungundu woone e to yalula.



Ondi wete _____. Onda yalula _____.

Ondi wete _____. Onda yalula _____.

2. Tengeneka e to yalula ngele owu li mondjila. Ninga uungundu womulongo e to yalula



Ondi wete _____. Onda yalula _____.

Ondi wete _____. Onda yalula _____.




Ondi wete _____. Onda yalula _____.

Ondi wete _____. Onda yalula _____.



Write the sum for each problem, then colour according to the key at the bottom.



 Brown 12 15

 Yellow 7, 8, 11

 Red 5, 14

 Pink 2, 3, 17

 Green 6

 Blue 9, 10

 Purple 13, 18

Success begins with education

Parents will be able to visit the website and watch daily videos or they can subscribe to our Zoshy Telegram channel to receive daily videos. One can also download the PDF version of the book on the website. Also watch our daily show on Active Kids to watch your favourite lessons.



<https://t.me/zoshyonline>



ONLINE

For extra perks!

How does it work?



Easy peasy steps to follow

Register at zoshy

You can save your favourite lessons and find them easier



- Step 1: Find us at www.zoshy.online or scan the QR code
- Step 2: Find your grade and select the year
- Step 3: Choose your language
- Step 4: Choose the week you want to learn out of
- Step 5: Choose lessons from what lessons there are
- Step 6: Download booklet if you do not have it
- Step 7: Watch and follow the teacher as she explains what to do in the book
- Step 8: Follow us on Facebook (Zoshy & Active Kids) to never miss a video
- Step 9: Subscribe to our Zoshy Telegram channel if you want to receive daily updates



www.zoshy.online

In collaboration with the Ministry of Education, Arts and Culture

PRINT

- 1** Turn the booklet to landscape.
- 2** Take a ruler & tear the booklet at the top long fold.
- 3** Fold the booklet in half.
- 4** The learning journey can start.



STEPS
HOW TO TEAR & USE
THE BOOKLET



DEAR SCHOOL REPRESENTATIVE



LANGUAGE INFORMATION SHEET



Namibia Media Holdings is committed to translate and distribute all Educational booklets for Pre-primary to Grade 3 in various languages. These languages will be printed and distributed in the coming weeks. To assist us, please complete the form below with information regarding your school, region, circuit, languages taught in each grade as well as the number of children per language. This will assist us in accurately distributing all languages across the country.

School: _____
School contact number: _____
School address: _____
Region: _____
Circuit: _____



Language	Amount of children per Grade for each language / Requested copies			
	Pre-primary	Grade 1	Grade 2	Grade 3
English				
Afrikaans				
German				
Khoekhoegawab				
Otjiherero				
Oshikwanyama				
Oshindonga				
Rukwangali				
Silozi				
Thimbukushu				
Other:				

Circuit officer, please provide your contact details below:

Name: _____
Contact number: _____
Address: _____



Signature.....